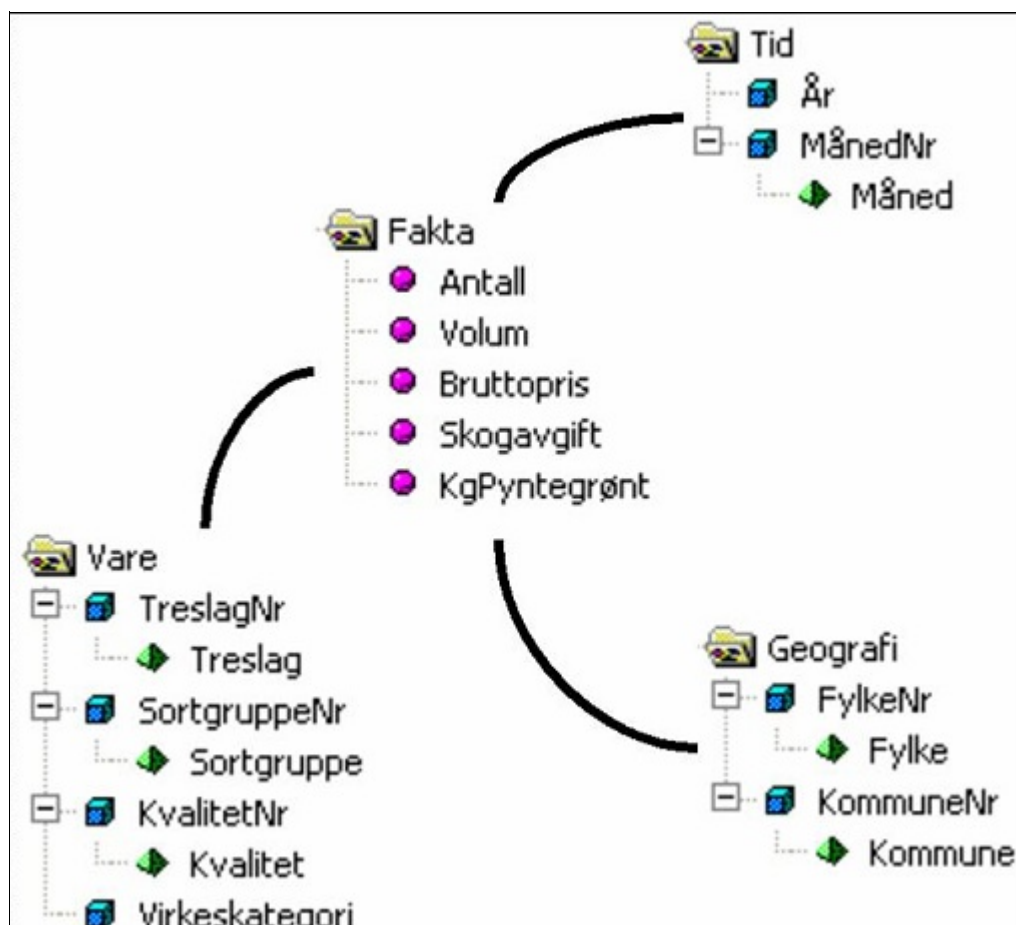


Virkestatistikk fra  
**SKOG-DATA AS**

**Rogaland m/kommuner**



Dataene i rapporten er hentet fra VSOP-databasen som inneholder virkesdata med tilhørende innbetalinger til skogfond. Den 01.06.2015 tok Landbruksdirektoratet over driften av VSOP. Derfor er data som har kommet via manuell innrapportering (det vil si virke som ikke er offentlig målt) siden 01.05.2015 ikke med i denne statistikken fra Skog-Data.

Rapporten er laget med Business Objects.

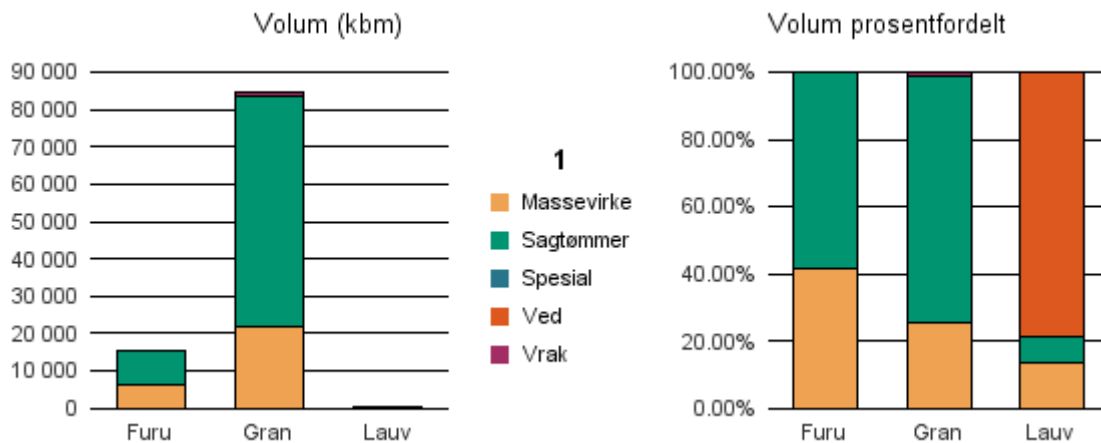
**Rapportene kan lastes ned fra [www.skogdata.no/virkesstatistikk](http://www.skogdata.no/virkesstatistikk)**

**For mer informasjon, kontakt: [helpdesk@skogdata.no](mailto:helpdesk@skogdata.no)**

## Rogaland

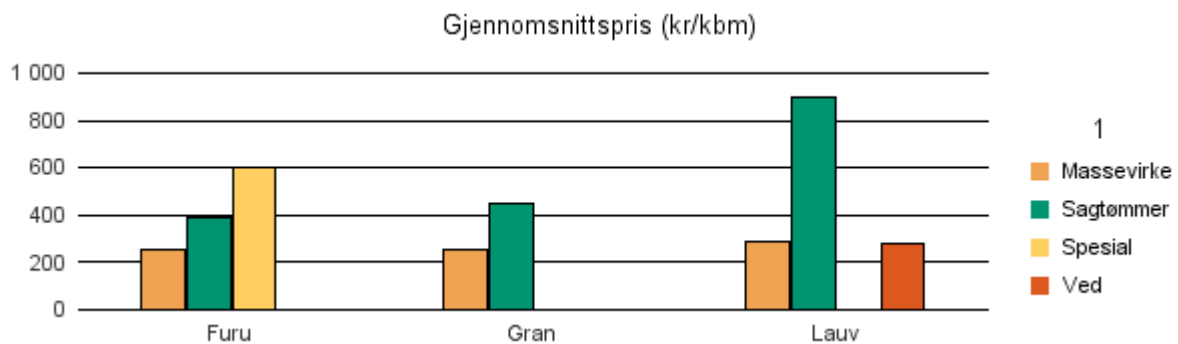
### Volum 2018 (kbm)

|             | Massevirke    | Sagtømmer     | Spesial   | Ved        | Vrak         | Sum:           |
|-------------|---------------|---------------|-----------|------------|--------------|----------------|
| <b>Furu</b> | 6 362         | 9 007         | 21        |            | 9            | 15 399         |
| <b>Gran</b> | 21 770        | 61 577        |           |            | 1 207        | 84 554         |
| <b>Lauv</b> | 62            | 37            |           | 361        |              | 460            |
| <b>Sum:</b> | <b>28 194</b> | <b>70 621</b> | <b>21</b> | <b>361</b> | <b>1 216</b> | <b>100 413</b> |



### Gjennomsnittspris 2018 (kr/kbm)

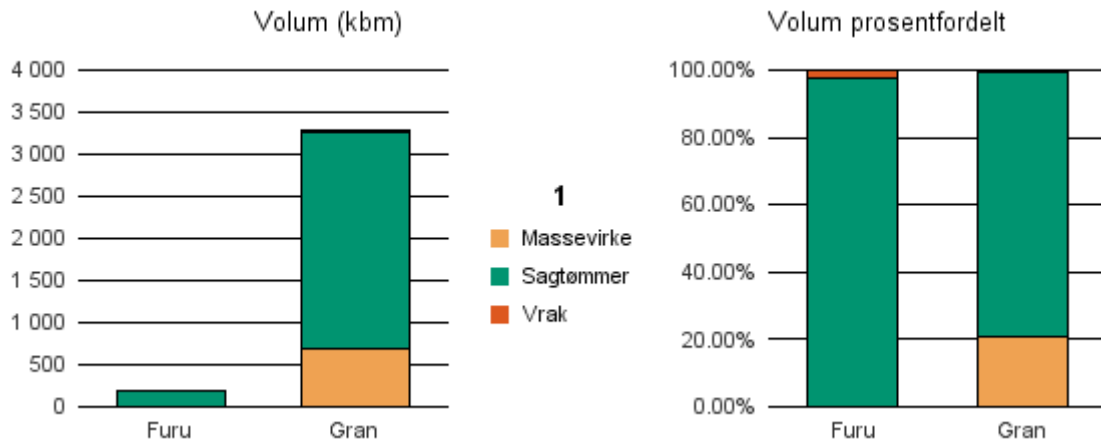
|                      | Massevirke | Sagtømmer  | Spesial    | Ved        |
|----------------------|------------|------------|------------|------------|
| <b>Furu</b>          | 249        | 389        | 603        |            |
| <b>Gran</b>          | 249        | 445        |            |            |
| <b>Lauv</b>          | 289        | 898        |            | 275        |
| <b>Gjennomsnitt:</b> | <b>262</b> | <b>578</b> | <b>603</b> | <b>275</b> |



## 1101 EIGERSUND

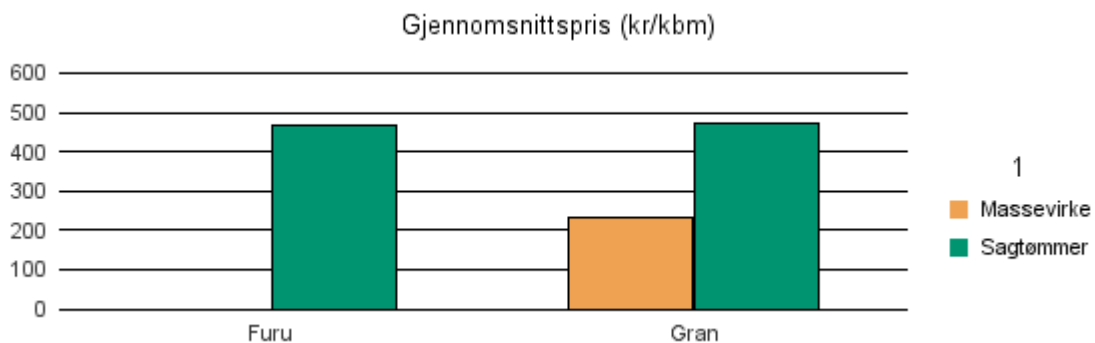
### Volum 2018 (kbm)

|             | Massevirke | Sagtømmer    | Spesial | Ved | Vrak      | Sum:         |
|-------------|------------|--------------|---------|-----|-----------|--------------|
| <b>Furu</b> |            | 190          |         |     | 5         | <b>195</b>   |
| <b>Gran</b> | 675        | 2 583        |         |     | 20        | <b>3 278</b> |
| <b>Sum:</b> | <b>675</b> | <b>2 773</b> |         |     | <b>25</b> | <b>3 473</b> |



### Gjennomsnittspris 2018 (kr/kbm)

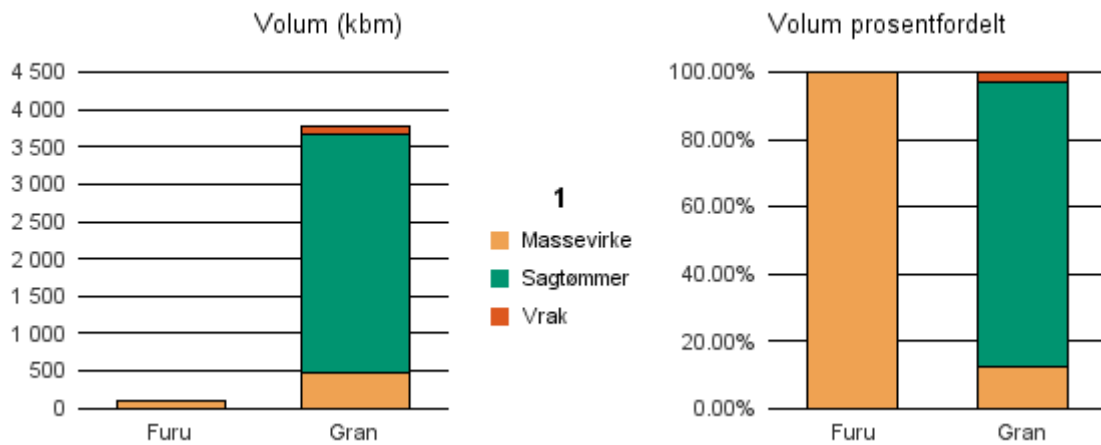
|                      | Massevirke | Sagtømmer  | Spesial | Ved |
|----------------------|------------|------------|---------|-----|
| <b>Furu</b>          |            | 467        |         |     |
| <b>Gran</b>          | 235        | 470        |         |     |
| <b>Gjennomsnitt:</b> | <b>235</b> | <b>469</b> |         |     |



## 1102 SANDNES

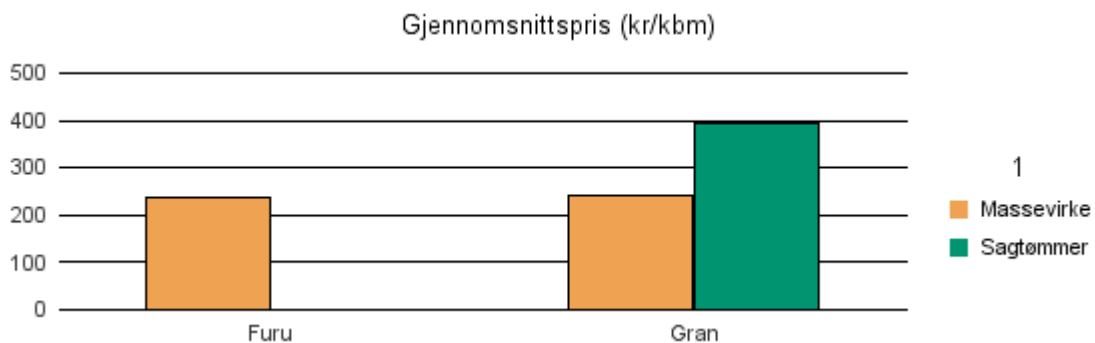
### Volum 2018 (kbm)

|             | Massevirke | Sagtømmer    | Spesial | Ved | Vrak       | Sum:         |
|-------------|------------|--------------|---------|-----|------------|--------------|
| <b>Furu</b> | 94         |              |         |     |            | <b>94</b>    |
| <b>Gran</b> | 475        | 3 206        |         |     | 103        | <b>3 784</b> |
| <b>Sum:</b> | <b>569</b> | <b>3 206</b> |         |     | <b>103</b> | <b>3 878</b> |



### Gjennomsnittspris 2018 (kr/kbm)

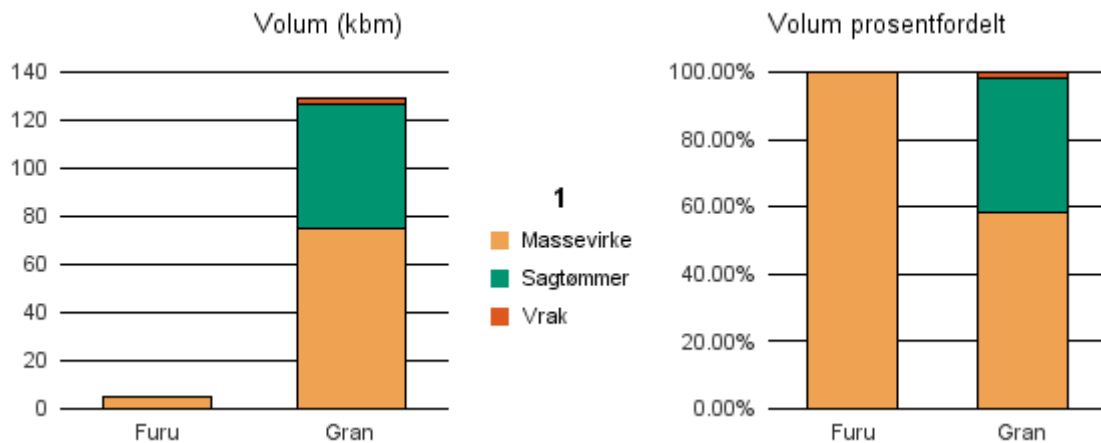
|                      | Massevirke | Sagtømmer  | Spesial | Ved |
|----------------------|------------|------------|---------|-----|
| <b>Furu</b>          | 238        |            |         |     |
| <b>Gran</b>          | 242        | 393        |         |     |
| <b>Gjennomsnitt:</b> | <b>240</b> | <b>393</b> |         |     |



## 1106 HAUGESUND

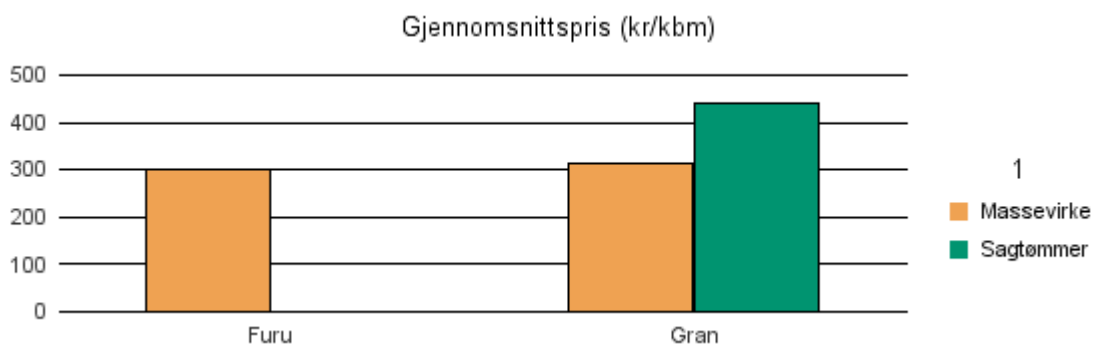
### Volum 2018 (kbm)

|             | Massevirke | Sagtømmer | Spesial | Ved | Vrak     | Sum:       |
|-------------|------------|-----------|---------|-----|----------|------------|
| <b>Furu</b> | 5          |           |         |     |          | <b>5</b>   |
| <b>Gran</b> | 75         | 52        |         |     | 2        | <b>129</b> |
| <b>Sum:</b> | <b>80</b>  | <b>52</b> |         |     | <b>2</b> | <b>134</b> |



### Gjennomsnittspris 2018 (kr/kbm)

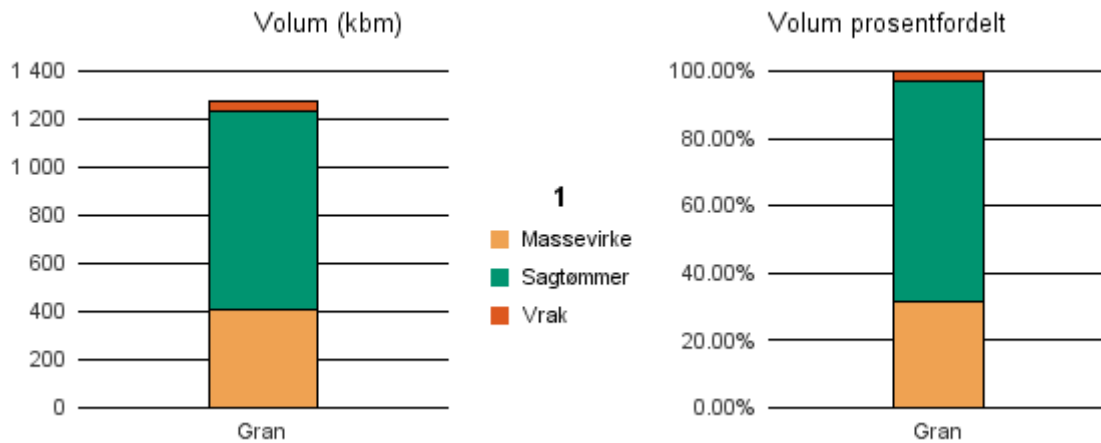
|                      | Massevirke | Sagtømmer  | Spesial | Ved |
|----------------------|------------|------------|---------|-----|
| <b>Furu</b>          | 298        |            |         |     |
| <b>Gran</b>          | 313        | 442        |         |     |
| <b>Gjennomsnitt:</b> | <b>306</b> | <b>442</b> |         |     |



## 1111 SOKNDAL

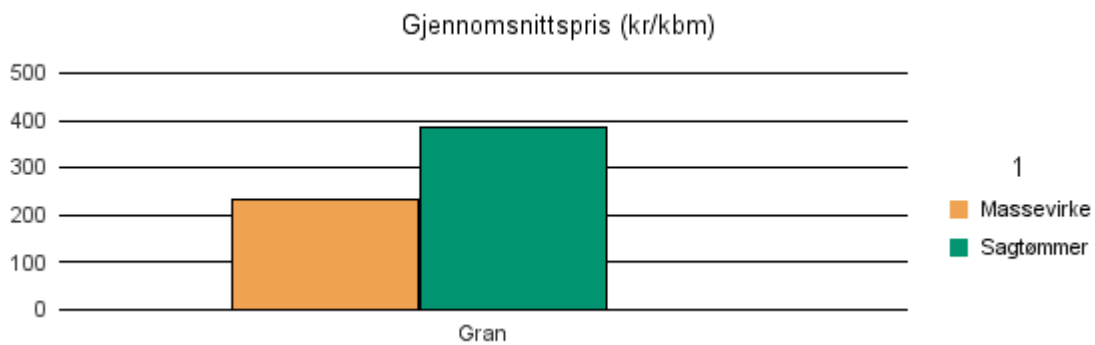
### Volum 2018 (kbm)

|             | Massevirke | Sagtømmer  | Spesial | Ved | Vrak      | Sum:         |
|-------------|------------|------------|---------|-----|-----------|--------------|
| <b>Gran</b> | 403        | 833        |         |     | 36        | <b>1 272</b> |
| <b>Sum:</b> | <b>403</b> | <b>833</b> |         |     | <b>36</b> | <b>1 272</b> |



### Gjennomsnittspris 2018 (kr/kbm)

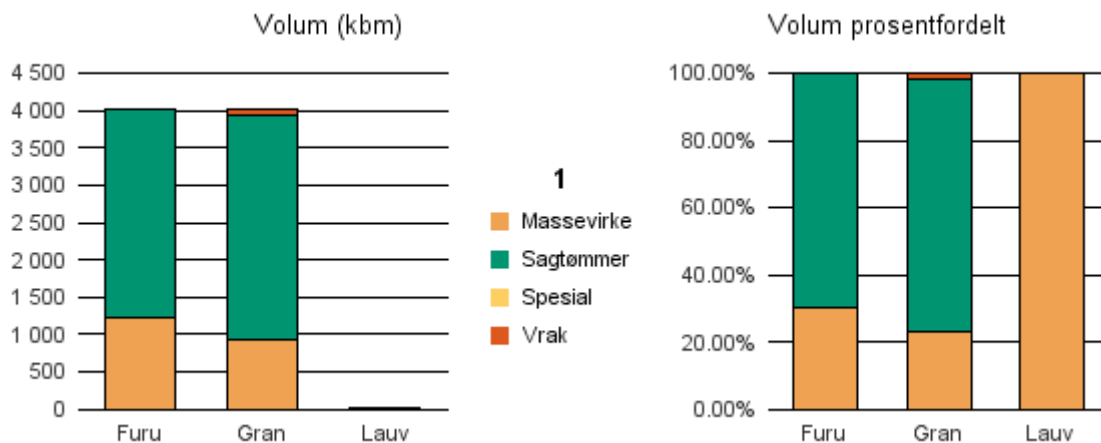
|                      | Massevirke | Sagtømmer  | Spesial | Ved |
|----------------------|------------|------------|---------|-----|
| <b>Gran</b>          | 230        | 384        |         |     |
| <b>Gjennomsnitt:</b> | <b>230</b> | <b>384</b> |         |     |



## 1112 LUND

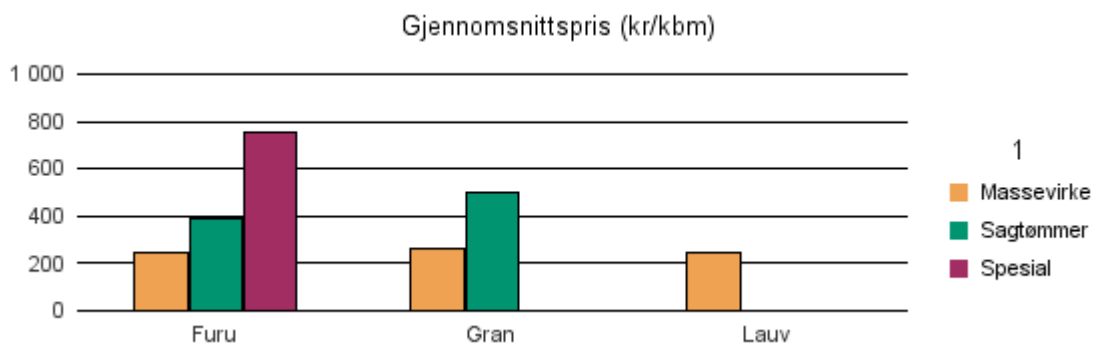
### Volum 2018 (kbm)

|             | Massevirke   | Sagtømmer    | Spesial  | Ved | Vrak      | Sum:         |
|-------------|--------------|--------------|----------|-----|-----------|--------------|
| <b>Furu</b> | 1 224        | 2 798        | 1        |     | 4         | <b>4 027</b> |
| <b>Gran</b> | 937          | 3 012        |          |     | 81        | <b>4 030</b> |
| <b>Lauv</b> | 26           |              |          |     |           | <b>26</b>    |
| <b>Sum:</b> | <b>2 187</b> | <b>5 810</b> | <b>1</b> |     | <b>85</b> | <b>8 083</b> |



### Gjennomsnittspris 2018 (kr/kbm)


|                      | Massevirke | Sagtømmer  | Spesial    | Ved |
|----------------------|------------|------------|------------|-----|
| <b>Furu</b>          | 240        | 391        | 756        |     |
| <b>Gran</b>          | 259        | 502        |            |     |
| <b>Lauv</b>          | 241        |            |            |     |
| <b>Gjennomsnitt:</b> | <b>247</b> | <b>446</b> | <b>756</b> |     |



## 1114 BJERKREIM

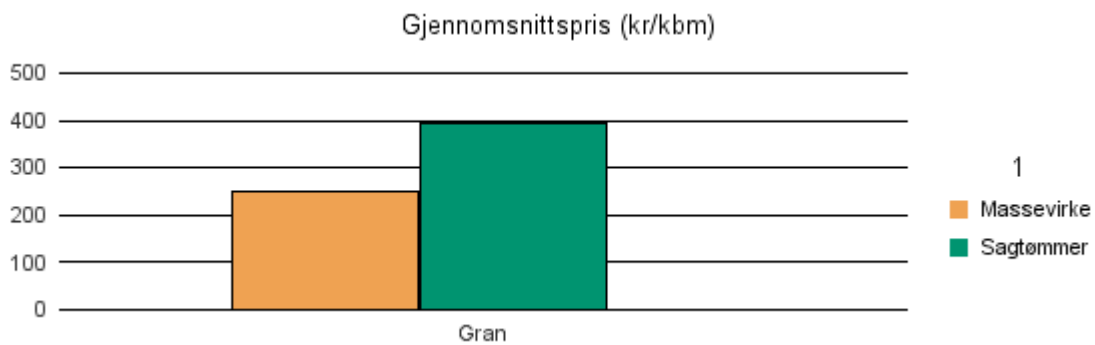
### Volum 2018 (kbm)

|             | Massevirke | Sagtømmer    | Spesial | Ved | Vrak      | Sum:         |
|-------------|------------|--------------|---------|-----|-----------|--------------|
| <b>Gran</b> | 464        | 1 236        |         |     | 31        | <b>1 731</b> |
| <b>Sum:</b> | <b>464</b> | <b>1 236</b> |         |     | <b>31</b> | <b>1 731</b> |



### Gjennomsnittspris 2018 (kr/kbm)

|                      | Massevirke | Sagtømmer  | Spesial | Ved |
|----------------------|------------|------------|---------|-----|
| <b>Gran</b>          | 251        | 394        |         |     |
| <b>Gjennomsnitt:</b> | <b>251</b> | <b>394</b> |         |     |

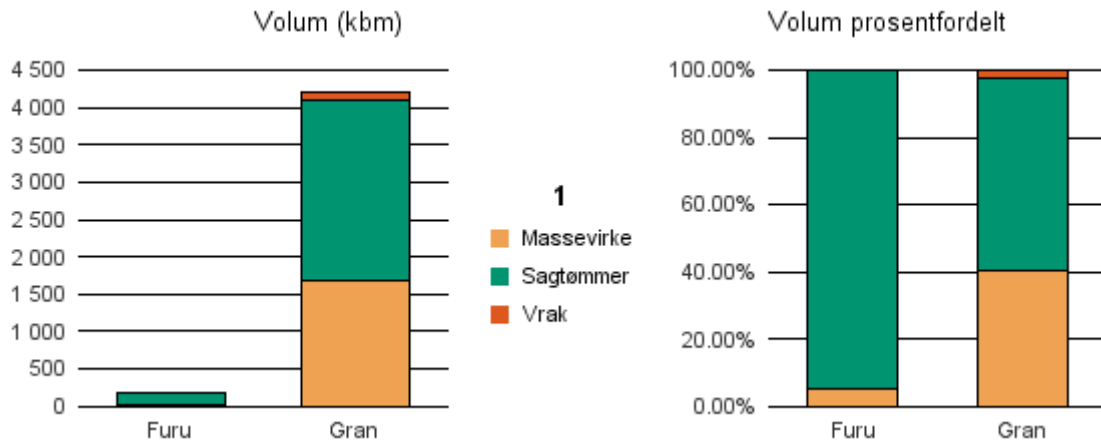




## 1119 HÅ

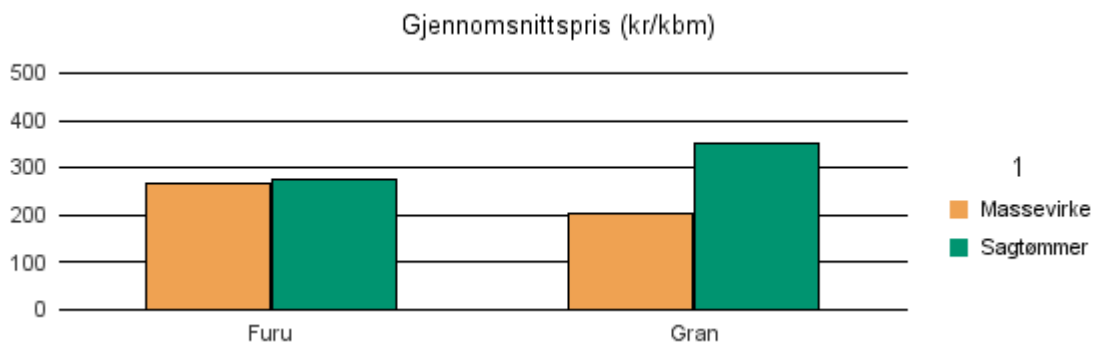
### Volum 2018 (kbm)

|             | Massevirke   | Sagtømmer    | Spesial | Ved | Vrak      | Sum:         |
|-------------|--------------|--------------|---------|-----|-----------|--------------|
| <b>Furu</b> | 9            | 168          |         |     |           | <b>177</b>   |
| <b>Gran</b> | 1 688        | 2 413        |         |     | 95        | <b>4 196</b> |
| <b>Sum:</b> | <b>1 697</b> | <b>2 581</b> |         |     | <b>95</b> | <b>4 373</b> |



### Gjennomsnittspris 2018 (kr/kbm)


|                      | Massevirke | Sagtømmer  | Spesial | Ved |
|----------------------|------------|------------|---------|-----|
| <b>Furu</b>          | 267        | 274        |         |     |
| <b>Gran</b>          | 202        | 352        |         |     |
| <b>Gjennomsnitt:</b> | <b>235</b> | <b>313</b> |         |     |



## 1120 KLEPP

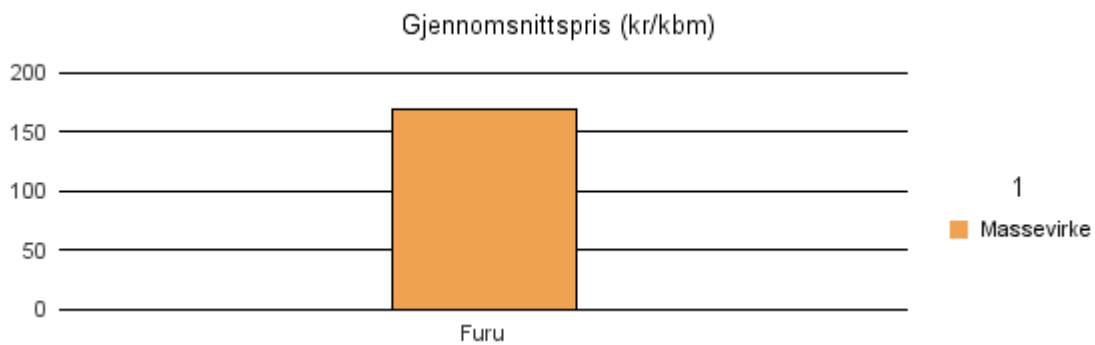
### Volum 2018 (kbm)

|             | Massevirke | Sagtømmer | Spesial | Ved | Vrak | Sum:       |
|-------------|------------|-----------|---------|-----|------|------------|
| <b>Furu</b> | 303        |           |         |     |      | <b>303</b> |
| <b>Sum:</b> | <b>303</b> |           |         |     |      | <b>303</b> |



### Gjennomsnittspris 2018 (kr/kbm)

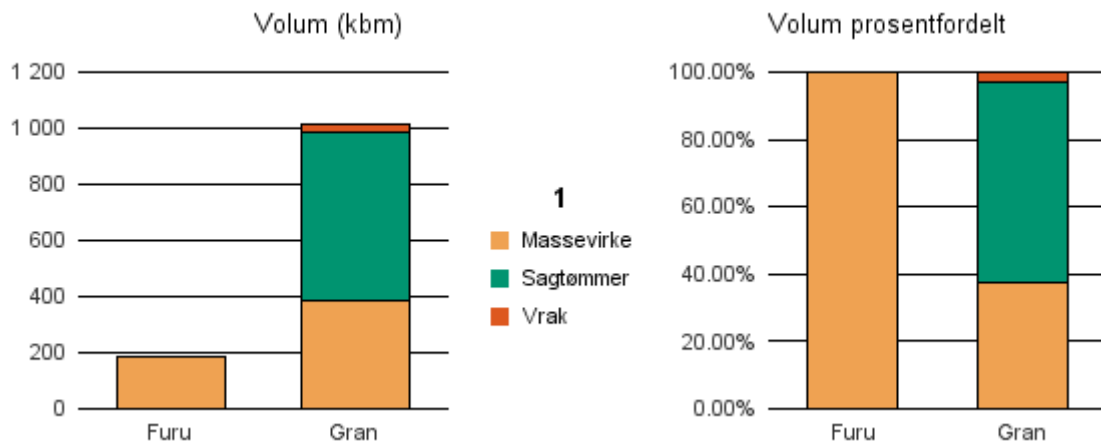
|                      | Massevirke | Sagtømmer | Spesial | Ved |
|----------------------|------------|-----------|---------|-----|
| <b>Furu</b>          | 170        |           |         |     |
| <b>Gjennomsnitt:</b> | <b>170</b> |           |         |     |



## 1121 TIME

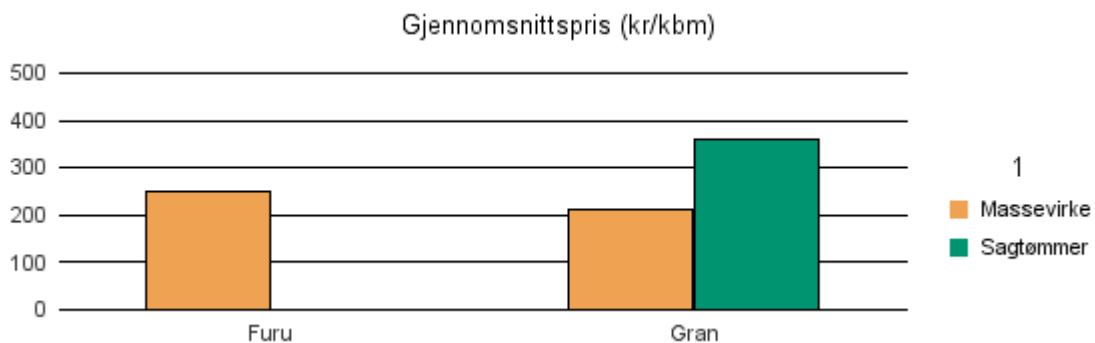
### Volum 2018 (kbm)

|             | Massevirke | Sagtømmer  | Spesial | Ved | Vrak      | Sum:         |
|-------------|------------|------------|---------|-----|-----------|--------------|
| <b>Furu</b> | 182        |            |         |     |           | <b>182</b>   |
| <b>Gran</b> | 382        | 604        |         |     | 29        | <b>1 015</b> |
| <b>Sum:</b> | <b>564</b> | <b>604</b> |         |     | <b>29</b> | <b>1 197</b> |



### Gjennomsnittspris 2018 (kr/kbm)

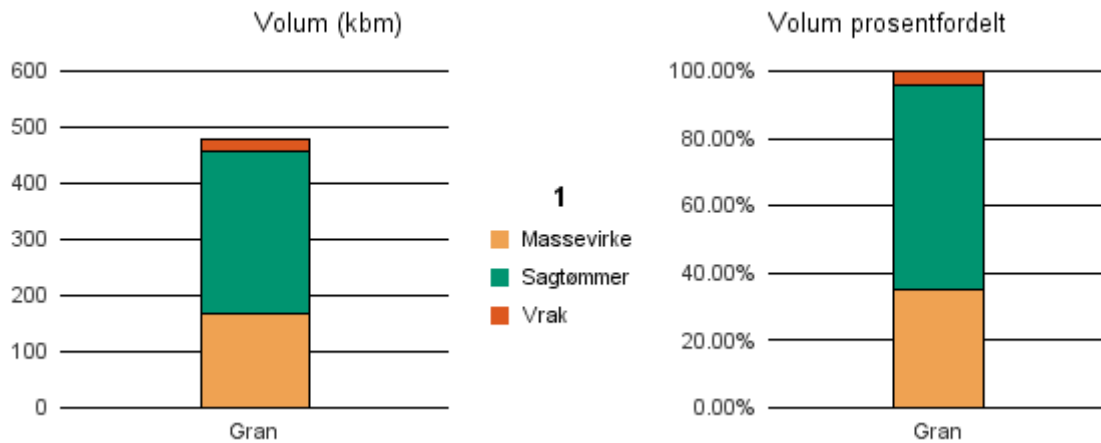
|                      | Massevirke | Sagtømmer  | Spesial | Ved |
|----------------------|------------|------------|---------|-----|
| <b>Furu</b>          | 250        |            |         |     |
| <b>Gran</b>          | 211        | 360        |         |     |
| <b>Gjennomsnitt:</b> | <b>231</b> | <b>360</b> |         |     |



## 1122 GJESDAL

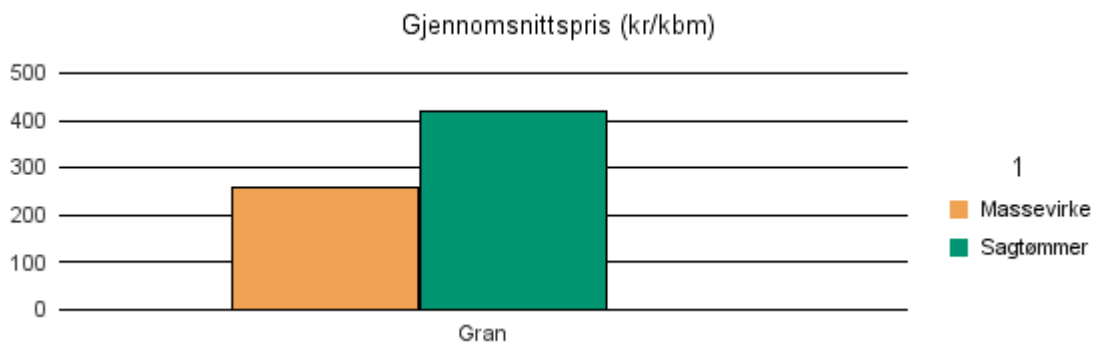
### Volum 2018 (kbm)

|             | Massevirke | Sagtømmer  | Spesial | Ved | Vrak      | Sum:       |
|-------------|------------|------------|---------|-----|-----------|------------|
| <b>Gran</b> | 168        | 290        |         |     | 21        | <b>479</b> |
| <b>Sum:</b> | <b>168</b> | <b>290</b> |         |     | <b>21</b> | <b>479</b> |



### Gjennomsnittspris 2018 (kr/kbm)

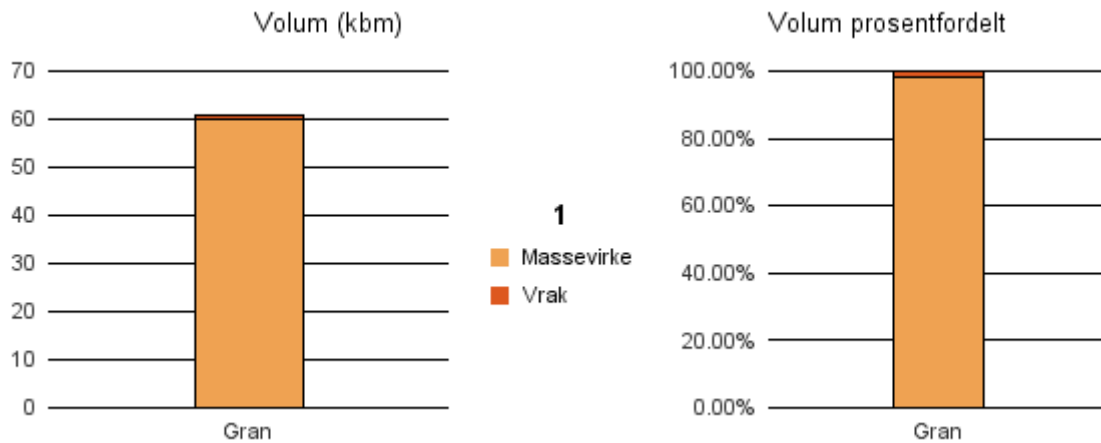
|                      | Massevirke | Sagtømmer  | Spesial | Ved |
|----------------------|------------|------------|---------|-----|
| <b>Gran</b>          | 259        | 419        |         |     |
| <b>Gjennomsnitt:</b> | <b>259</b> | <b>419</b> |         |     |



## 1124 SOLA

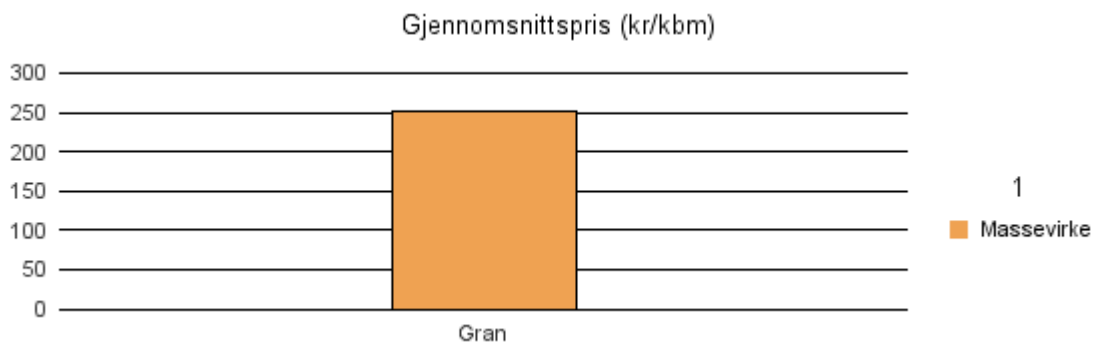
### Volum 2018 (kbm)

|             | Massevirke | Sagtømmer | Spesial | Ved | Vrak     | Sum:      |
|-------------|------------|-----------|---------|-----|----------|-----------|
| <b>Gran</b> | 60         |           |         |     | 1        | <b>61</b> |
| <b>Sum:</b> | <b>60</b>  |           |         |     | <b>1</b> | <b>61</b> |



### Gjennomsnittspris 2018 (kr/kbm)

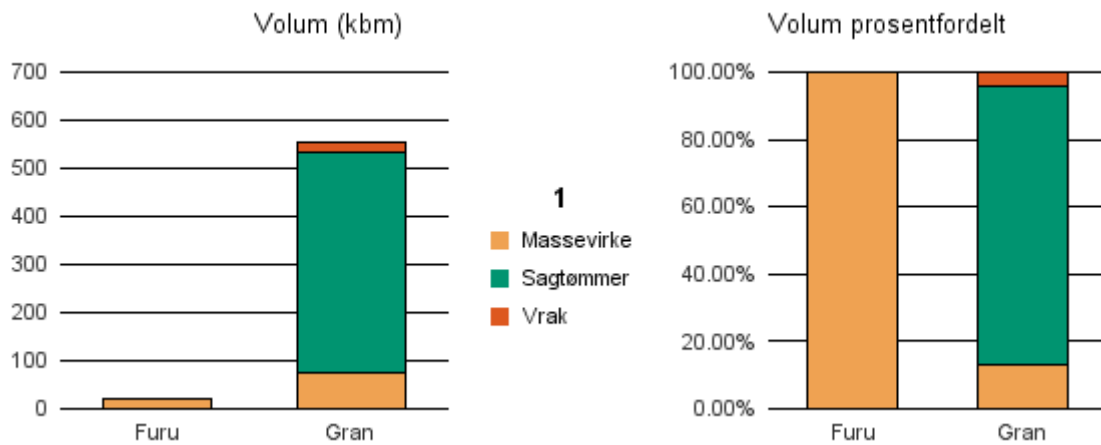
|                      | Massevirke | Sagtømmer | Spesial | Ved |
|----------------------|------------|-----------|---------|-----|
| <b>Gran</b>          | 251        |           |         |     |
| <b>Gjennomsnitt:</b> | <b>251</b> |           |         |     |



## 1127 RANDABERG

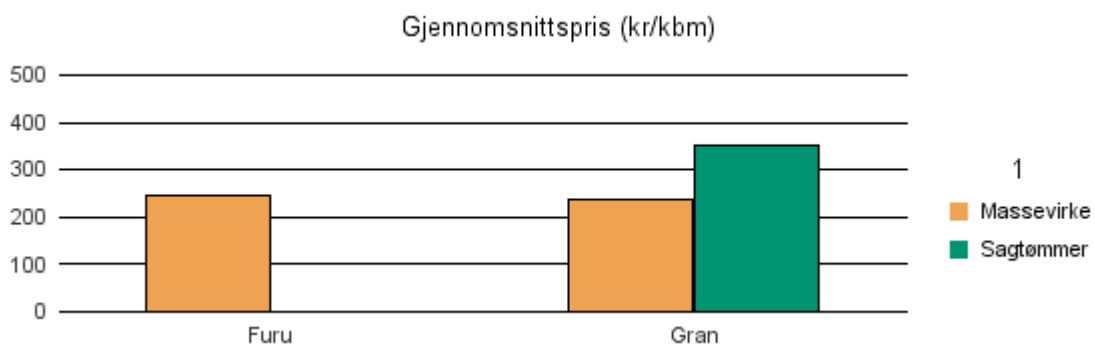
### Volum 2018 (kbm)

|             | Massevirke | Sagtømmer  | Spesial | Ved | Vrak      | Sum:       |
|-------------|------------|------------|---------|-----|-----------|------------|
| <b>Furu</b> | 18         |            |         |     |           | <b>18</b>  |
| <b>Gran</b> | 72         | 460        |         |     | 22        | <b>554</b> |
| <b>Sum:</b> | <b>90</b>  | <b>460</b> |         |     | <b>22</b> | <b>572</b> |



### Gjennomsnittspris 2018 (kr/kbm)

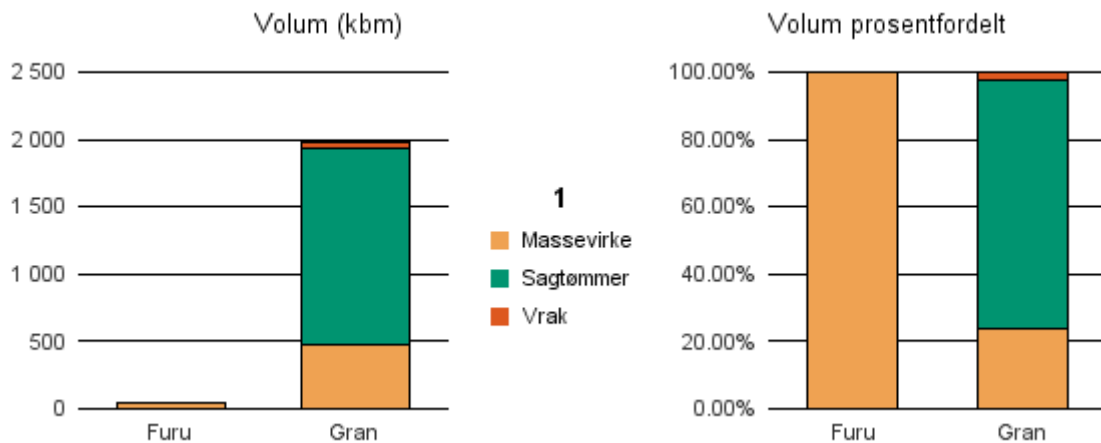
|                      | Massevirke | Sagtømmer  | Spesial | Ved |
|----------------------|------------|------------|---------|-----|
| <b>Furu</b>          | 244        |            |         |     |
| <b>Gran</b>          | 236        | 350        |         |     |
| <b>Gjennomsnitt:</b> | <b>240</b> | <b>350</b> |         |     |



## 1129 FORSAND

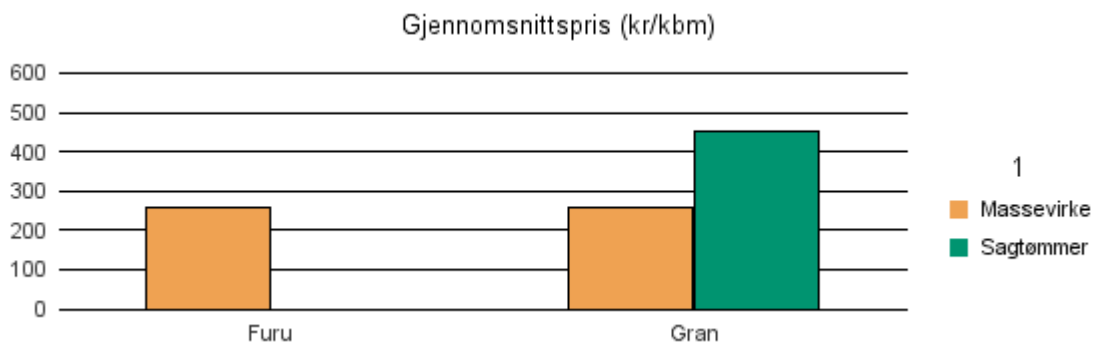
### Volum 2018 (kbm)

|             | Massevirke | Sagtømmer    | Spesial | Ved | Vrak      | Sum:         |
|-------------|------------|--------------|---------|-----|-----------|--------------|
| <b>Furu</b> | 36         |              |         |     |           | <b>36</b>    |
| <b>Gran</b> | 466        | 1 472        |         |     | 44        | <b>1 982</b> |
| <b>Sum:</b> | <b>502</b> | <b>1 472</b> |         |     | <b>44</b> | <b>2 018</b> |



### Gjennomsnittspris 2018 (kr/kbm)

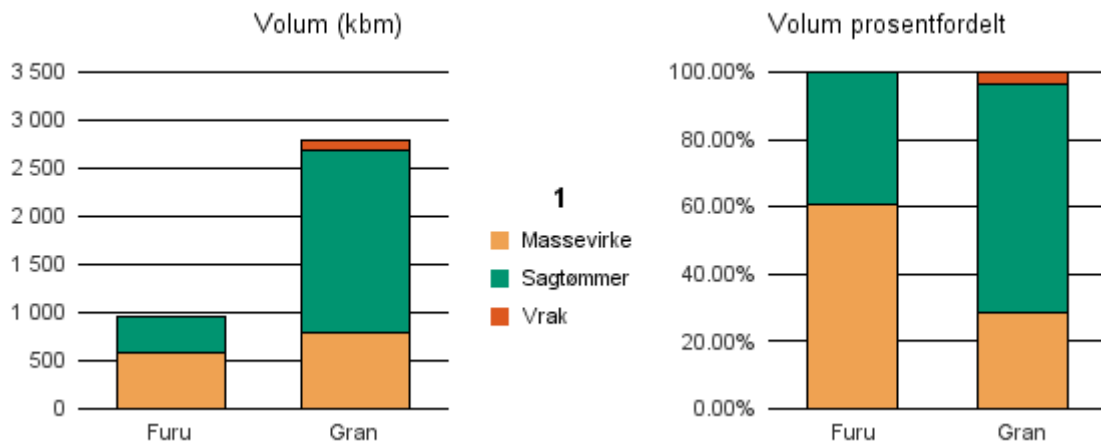
|                      | Massevirke | Sagtømmer  | Spesial | Ved |
|----------------------|------------|------------|---------|-----|
| <b>Furu</b>          | 257        |            |         |     |
| <b>Gran</b>          | 257        | 450        |         |     |
| <b>Gjennomsnitt:</b> | <b>257</b> | <b>450</b> |         |     |



## 1130 STRAND

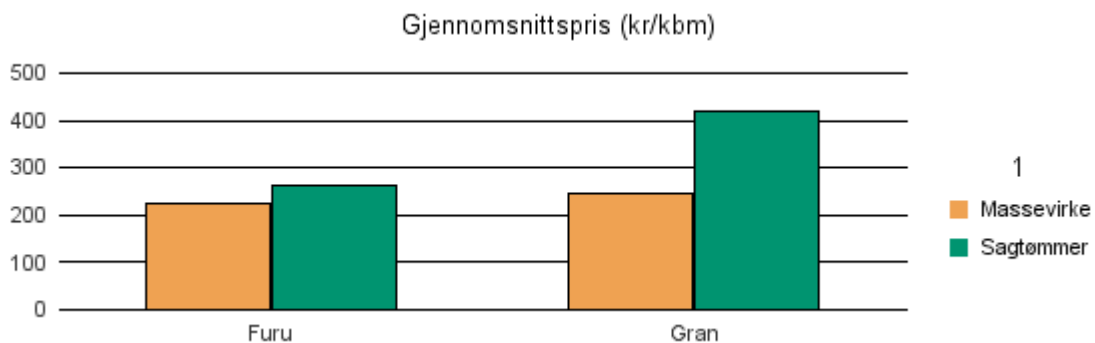
### Volum 2018 (kbm)

|             | Massevirke   | Sagtømmer    | Spesial | Ved | Vrak       | Sum:         |
|-------------|--------------|--------------|---------|-----|------------|--------------|
| <b>Furu</b> | 582          | 378          |         |     |            | <b>960</b>   |
| <b>Gran</b> | 789          | 1 902        |         |     | 105        | <b>2 796</b> |
| <b>Sum:</b> | <b>1 371</b> | <b>2 280</b> |         |     | <b>105</b> | <b>3 756</b> |



### Gjennomsnittspris 2018 (kr/kbm)

|                      | Massevirke | Sagtømmer  | Spesial | Ved |
|----------------------|------------|------------|---------|-----|
| <b>Furu</b>          | 223        | 264        |         |     |
| <b>Gran</b>          | 247        | 418        |         |     |
| <b>Gjennomsnitt:</b> | <b>235</b> | <b>341</b> |         |     |

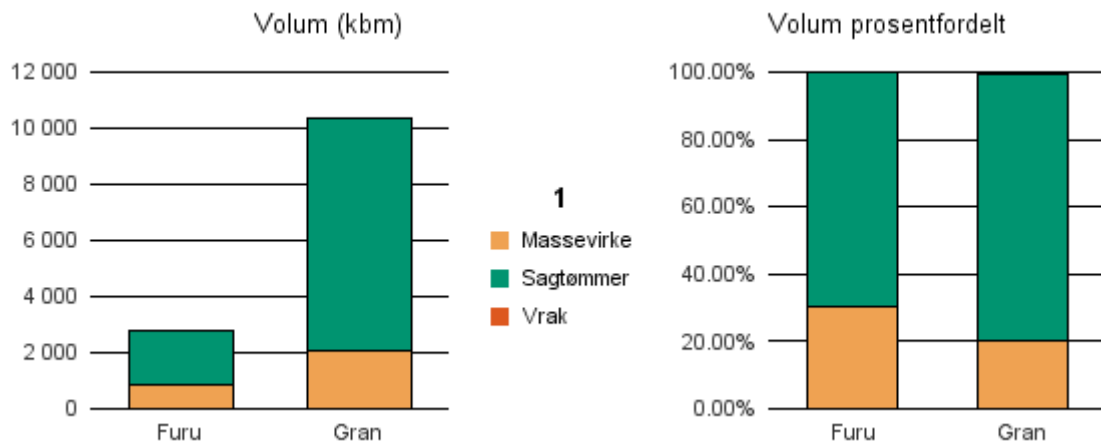




## 1133 HJELMELAND

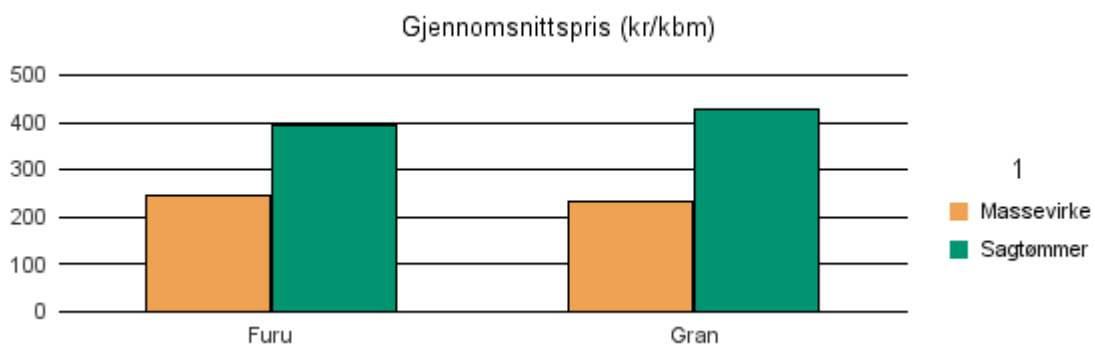
### Volum 2018 (kbm)

|             | Massevirke   | Sagtømmer     | Spesial | Ved | Vrak      | Sum:          |
|-------------|--------------|---------------|---------|-----|-----------|---------------|
| <b>Furu</b> | 834          | 1 917         |         |     |           | <b>2 751</b>  |
| <b>Gran</b> | 2 086        | 8 259         |         |     | 41        | <b>10 386</b> |
| <b>Sum:</b> | <b>2 920</b> | <b>10 176</b> |         |     | <b>41</b> | <b>13 137</b> |



### Gjennomsnittspris 2018 (kr/kbm)

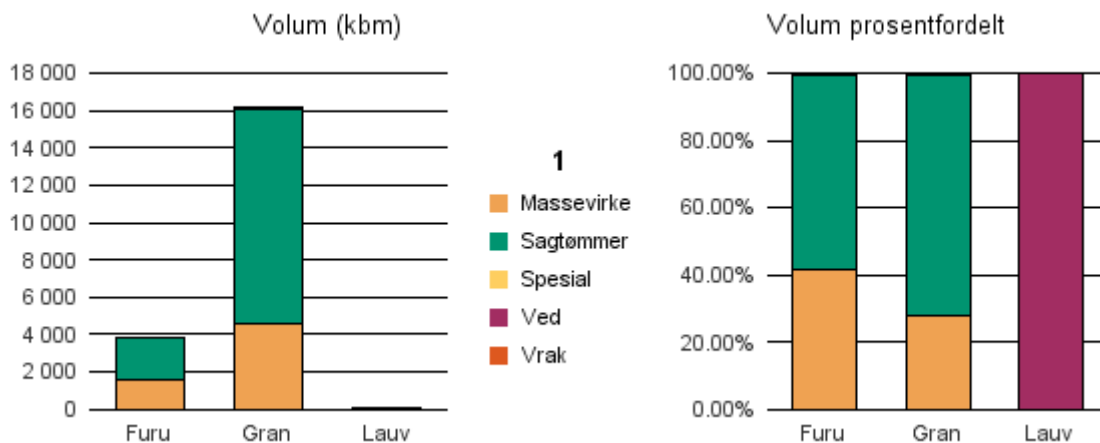
|                      | Massevirke | Sagtømmer  | Spesial | Ved |
|----------------------|------------|------------|---------|-----|
| <b>Furu</b>          | 244        | 392        |         |     |
| <b>Gran</b>          | 233        | 429        |         |     |
| <b>Gjennomsnitt:</b> | <b>238</b> | <b>410</b> |         |     |



## 1134 SULDAL

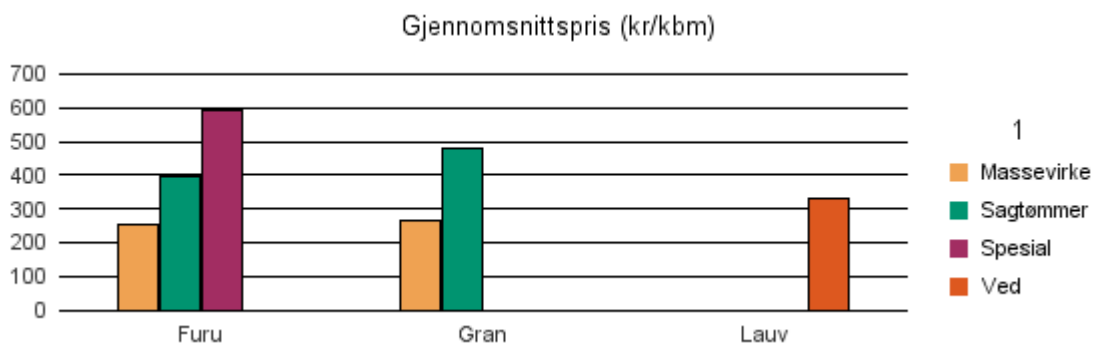
### Volum 2018 (kbm)

|             | Massevirke   | Sagtømmer     | Spesial   | Ved        | Vrak       | Sum:          |
|-------------|--------------|---------------|-----------|------------|------------|---------------|
| <b>Furu</b> | 1 607        | 2 241         | 20        |            |            | <b>3 868</b>  |
| <b>Gran</b> | 4 551        | 11 533        |           |            | 103        | <b>16 187</b> |
| <b>Lauv</b> |              |               |           | 123        |            | <b>123</b>    |
| <b>Sum:</b> | <b>6 158</b> | <b>13 774</b> | <b>20</b> | <b>123</b> | <b>103</b> | <b>20 178</b> |



### Gjennomsnittspris 2018 (kr/kbm)

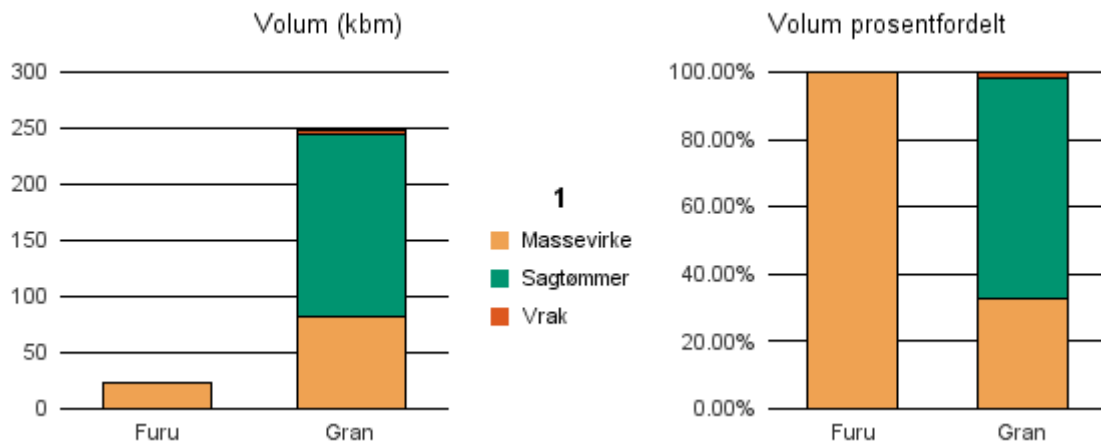
|                      | Massevirke | Sagtømmer  | Spesial    | Ved        |
|----------------------|------------|------------|------------|------------|
| <b>Furu</b>          | 256        | 399        | 596        |            |
| <b>Gran</b>          | 264        | 477        |            |            |
| <b>Lauv</b>          |            |            |            | 330        |
| <b>Gjennomsnitt:</b> | <b>260</b> | <b>438</b> | <b>596</b> | <b>330</b> |



## 1135 SAUDA

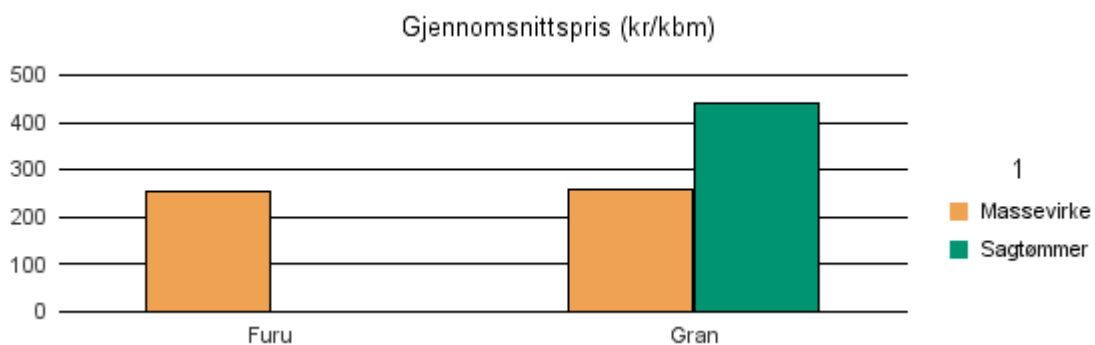
### Volum 2018 (kbm)

|             | Massevirke | Sagtømmer  | Spesial | Ved | Vrak     | Sum:       |
|-------------|------------|------------|---------|-----|----------|------------|
| <b>Furu</b> | 23         |            |         |     |          | <b>23</b>  |
| <b>Gran</b> | 81         | 163        |         |     | 5        | <b>249</b> |
| <b>Sum:</b> | <b>104</b> | <b>163</b> |         |     | <b>5</b> | <b>272</b> |



### Gjennomsnittspris 2018 (kr/kbm)

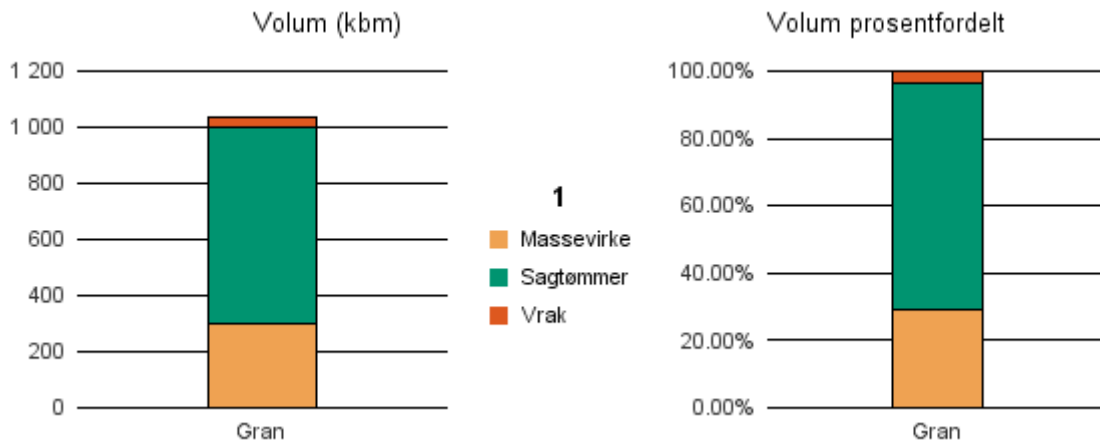
|                      | Massevirke | Sagtømmer  | Spesial | Ved |
|----------------------|------------|------------|---------|-----|
| <b>Furu</b>          | 254        |            |         |     |
| <b>Gran</b>          | 259        | 441        |         |     |
| <b>Gjennomsnitt:</b> | <b>257</b> | <b>441</b> |         |     |



## 1142 RENNESØY

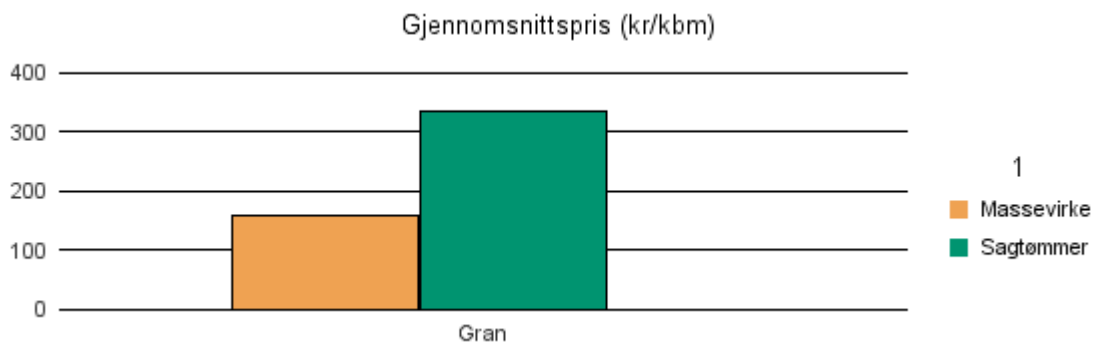
### Volum 2018 (kbm)

|             | Massevirke | Sagtømmer  | Spesial | Ved | Vrak      | Sum:         |
|-------------|------------|------------|---------|-----|-----------|--------------|
| <b>Gran</b> | 298        | 700        |         |     | 35        | <b>1 033</b> |
| <b>Sum:</b> | <b>298</b> | <b>700</b> |         |     | <b>35</b> | <b>1 033</b> |



### Gjennomsnittspris 2018 (kr/kbm)

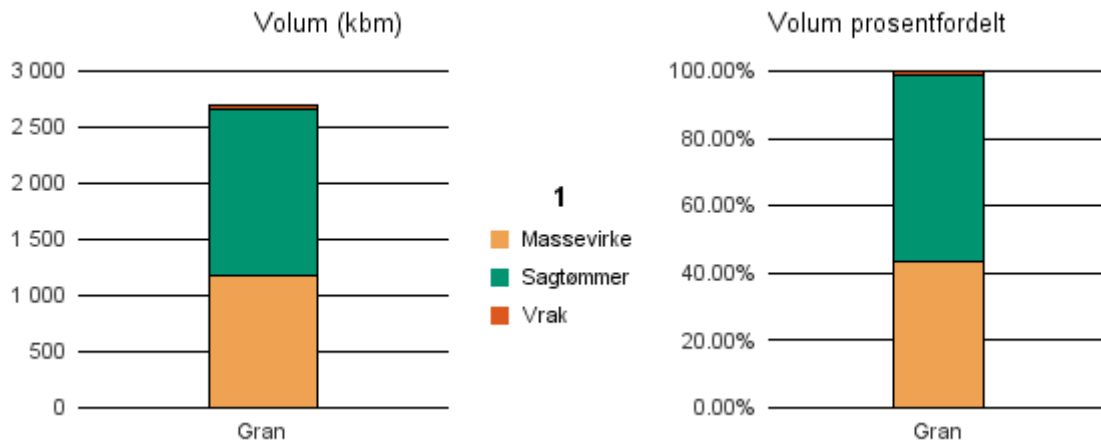
|                      | Massevirke | Sagtømmer  | Spesial | Ved |
|----------------------|------------|------------|---------|-----|
| <b>Gran</b>          | 158        | 335        |         |     |
| <b>Gjennomsnitt:</b> | <b>158</b> | <b>335</b> |         |     |



## 1145 BOKN

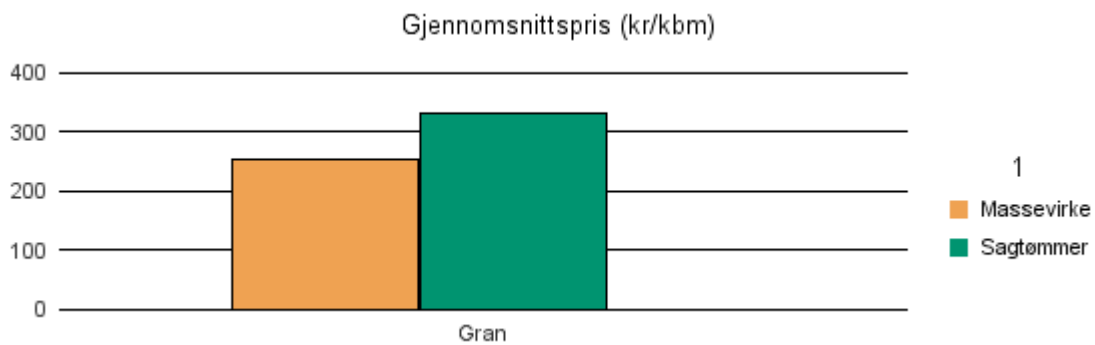
### Volum 2018 (kbn)

|             | Massevirke   | Sagtømmer    | Spesial | Ved | Vrak      | Sum:         |
|-------------|--------------|--------------|---------|-----|-----------|--------------|
| <b>Gran</b> | 1 178        | 1 491        |         |     | 31        | <b>2 700</b> |
| <b>Sum:</b> | <b>1 178</b> | <b>1 491</b> |         |     | <b>31</b> | <b>2 700</b> |



### Gjennomsnittspris 2018 (kr/kbn)

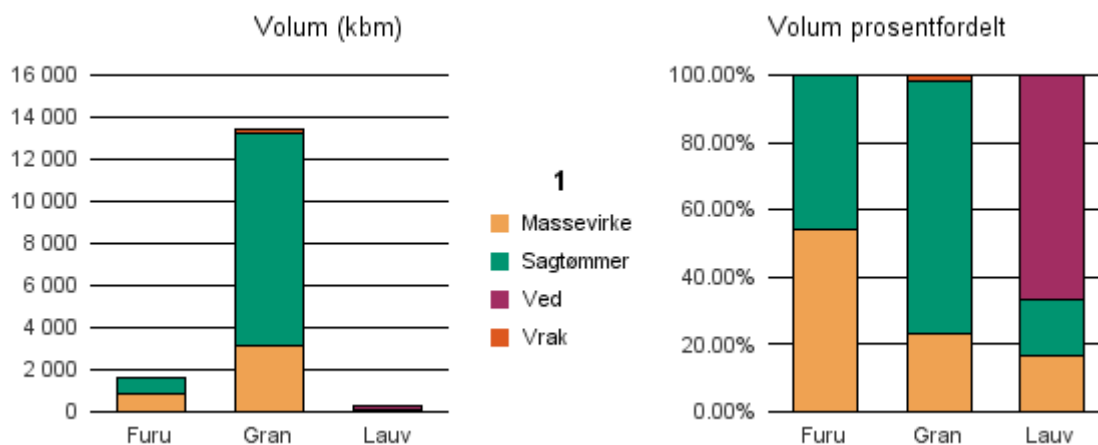
|                      | Massevirke | Sagtømmer  | Spesial | Ved |
|----------------------|------------|------------|---------|-----|
| <b>Gran</b>          | 254        | 334        |         |     |
| <b>Gjennomsnitt:</b> | <b>254</b> | <b>334</b> |         |     |



## 1146 TYSVÆR

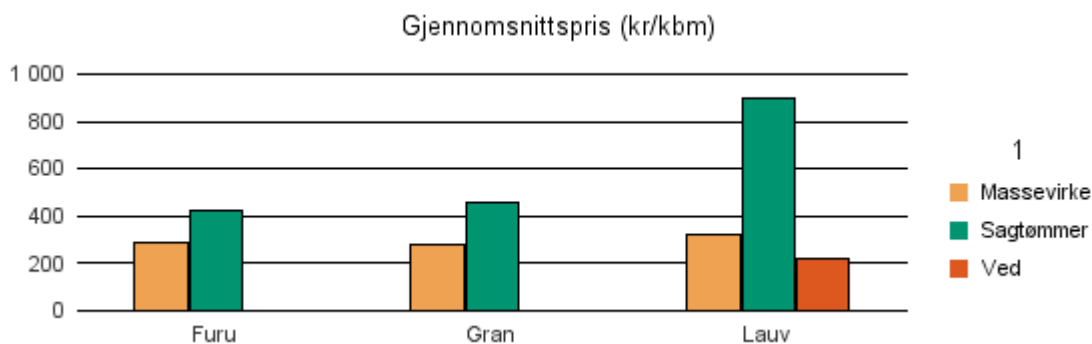
### Volum 2018 (kbm)

|             | Massevirke   | Sagtømmer     | Spesial | Ved        | Vrak       | Sum:          |
|-------------|--------------|---------------|---------|------------|------------|---------------|
| <b>Furu</b> | 867          | 735           |         |            |            | <b>1 602</b>  |
| <b>Gran</b> | 3 122        | 10 085        |         |            | 231        | <b>13 438</b> |
| <b>Lauv</b> | 35           | 37            |         | 143        |            | <b>215</b>    |
| <b>Sum:</b> | <b>4 024</b> | <b>10 857</b> |         | <b>143</b> | <b>231</b> | <b>15 255</b> |



### Gjennomsnittspris 2018 (kr/kbm)


|                      | Massevirke | Sagtømmer  | Spesial | Ved        |
|----------------------|------------|------------|---------|------------|
| <b>Furu</b>          | 290        | 424        |         |            |
| <b>Gran</b>          | 282        | 453        |         |            |
| <b>Lauv</b>          | 323        | 898        |         | 215        |
| <b>Gjennomsnitt:</b> | <b>298</b> | <b>592</b> |         | <b>215</b> |



## 1149 KARMØY

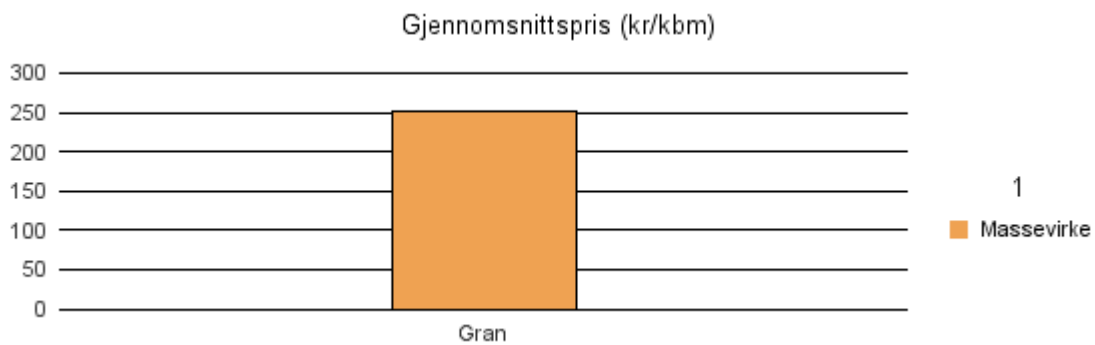
### Volum 2018 (kbm)

|             | Massevirke | Sagtømmer | Spesial | Ved | Vrak     | Sum:       |
|-------------|------------|-----------|---------|-----|----------|------------|
| <b>Gran</b> | 98         |           |         |     | 4        | <b>102</b> |
| <b>Sum:</b> | <b>98</b>  |           |         |     | <b>4</b> | <b>102</b> |



### Gjennomsnittspris 2018 (kr/kbm)

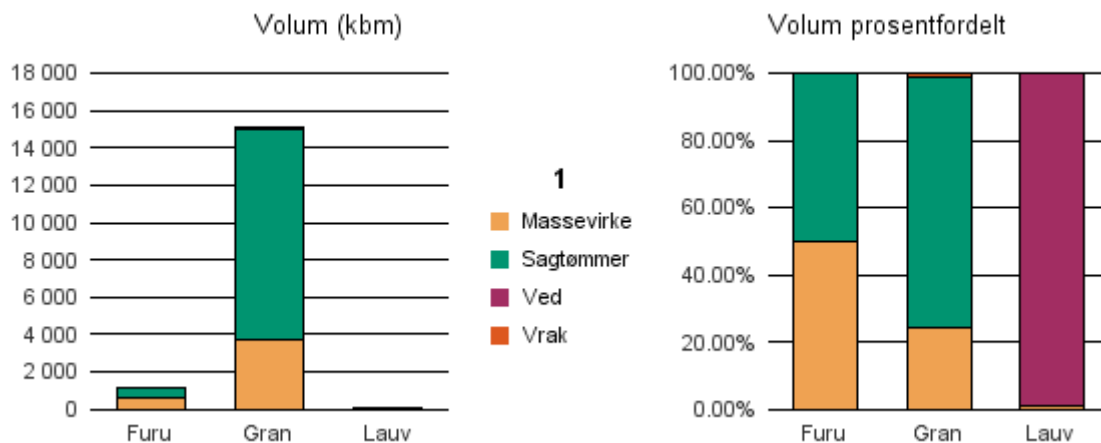
|                      | Massevirke | Sagtømmer | Spesial | Ved |
|----------------------|------------|-----------|---------|-----|
| <b>Gran</b>          | 253        |           |         |     |
| <b>Gjennomsnitt:</b> | <b>253</b> |           |         |     |



## 1160 VINDAFJORD

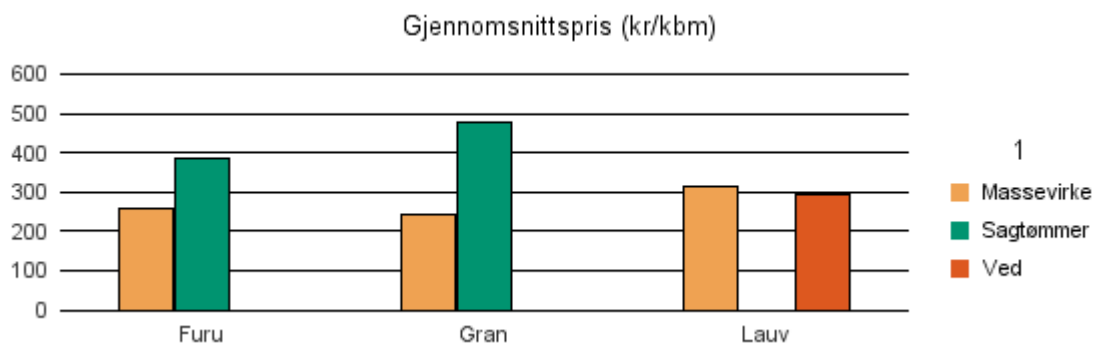
### Volum 2018 (kbm)

|             | Massevirke   | Sagtømmer     | Spesial | Ved       | Vrak       | Sum:          |
|-------------|--------------|---------------|---------|-----------|------------|---------------|
| <b>Furu</b> | 578          | 580           |         |           |            | <b>1 158</b>  |
| <b>Gran</b> | 3 702        | 11 283        |         |           | 167        | <b>15 152</b> |
| <b>Lauv</b> | 1            |               |         | 95        |            | <b>96</b>     |
| <b>Sum:</b> | <b>4 281</b> | <b>11 863</b> |         | <b>95</b> | <b>167</b> | <b>16 406</b> |



### Gjennomsnittspris 2018 (kr/kbm)

|                      | Massevirke | Sagtømmer  | Spesial | Ved        |
|----------------------|------------|------------|---------|------------|
| <b>Furu</b>          | 256        | 384        |         |            |
| <b>Gran</b>          | 245        | 475        |         |            |
| <b>Lauv</b>          | 317        |            |         | 295        |
| <b>Gjennomsnitt:</b> | <b>273</b> | <b>430</b> |         | <b>295</b> |





## Rogaland

### Bioenergi (fkbm og gjennomsnittspris) 2018

|                    | Virkeskategori | Kommune/ Fylke      | fkbm  | kr/ fkbm |
|--------------------|----------------|---------------------|-------|----------|
| Rundvirke flis bar | 6810           | BJERKREIM           | 20    | 183      |
|                    |                | EIGERSUND           | 55    | 182      |
|                    |                | HÅ                  | 45    | 180      |
|                    |                | HJELMELAND          | 1 891 | 237      |
|                    |                | LUND                | 255   | 158      |
|                    |                | SULDAL              | 98    | 196      |
|                    |                | VINDAFJORD          | 47    | 261      |
|                    |                | Sum virkeskategori: | 2 411 |          |
|                    |                | Sum bioenergi:      | 2 411 |          |