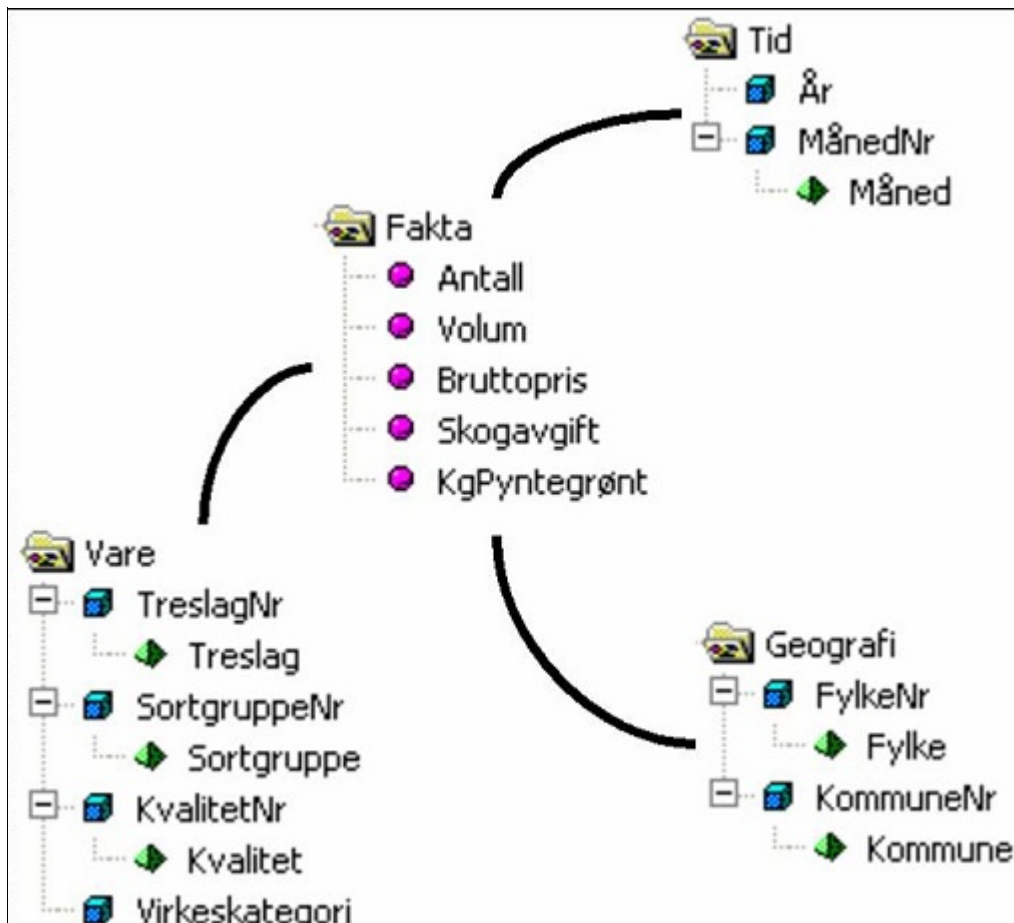


## Virkestatistikk fra **SKOG-DATA AS**

### Akershus m/kommuner



Dataene i rapporten er hentet fra VSOP-databasen som inneholder virkesdata med tilhørende innbetalinger til skogfond. Den 01.06.2015 tok Landbruksdirektoratet over driften av VSOP. Derfor er data som har kommet via manuell innrapportering (det vil si virke som ikke er offentlig målt) siden 01.05.2015 ikke med i denne statistikken fra Skog-Data.

Rapporten er laget med Business Objects, som er sluttbrukerverktøyet i Skog-Data sine datavarehus-løsninger. Business Objects er et meget sterkt rapportverktøy som effektivt kan presentere store mengder data.

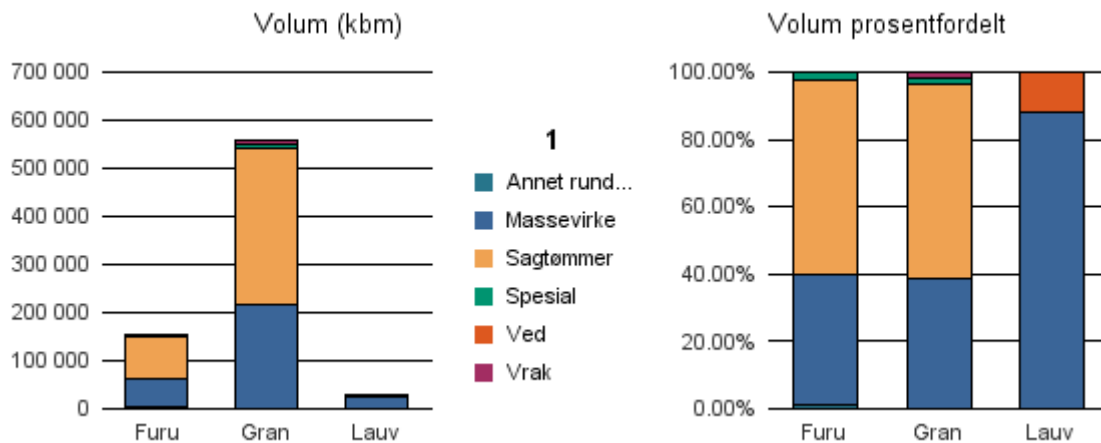
**Rapportene kan lastes ned fra [www.skogdata.no/virkesstatistikk](http://www.skogdata.no/virkesstatistikk)**

**For mer informasjon, kontakt: [kh@skogdata.no](mailto:kh@skogdata.no)**

## Akershus

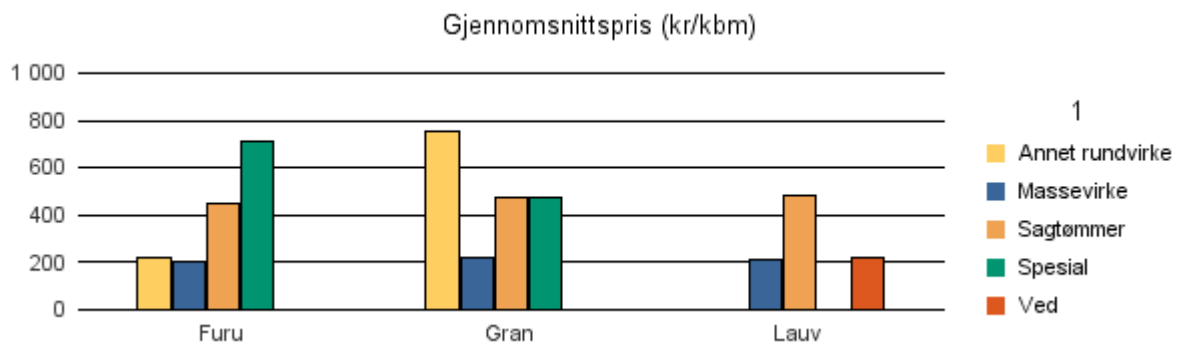
### Volum 2017 (kbm)

|             | Massevirke     | Sagtømmer      | Spesial       | Ved          | Vrak          | Sum:           |
|-------------|----------------|----------------|---------------|--------------|---------------|----------------|
| <b>Furu</b> | 60 882         | 88 869         | 3 782         |              | 248           | 154 995        |
| <b>Gran</b> | 215 931        | 324 257        | 9 301         |              | 10 258        | 559 848        |
| <b>Lauv</b> | 23 016         | 15             |               | 3 138        |               | 26 169         |
| <b>Sum:</b> | <b>299 829</b> | <b>413 141</b> | <b>13 083</b> | <b>3 138</b> | <b>10 506</b> | <b>741 012</b> |



### Gjennomsnittspris 2017 (kr/kbm)

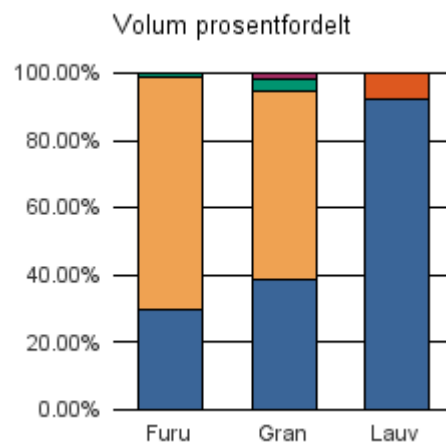
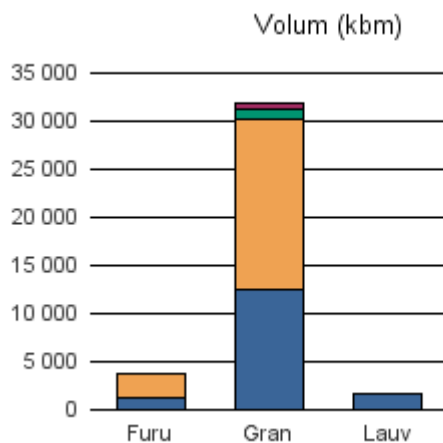
|                      | Massevirke | Sagtømmer  | Spesial    | Ved        |
|----------------------|------------|------------|------------|------------|
| <b>Furu</b>          | 203        | 451        | 714        |            |
| <b>Gran</b>          | 222        | 473        | 475        |            |
| <b>Lauv</b>          | 212        | 480        |            | 216        |
| <b>Gjennomsnitt:</b> | <b>212</b> | <b>468</b> | <b>595</b> | <b>216</b> |



## 0211 VESTBY

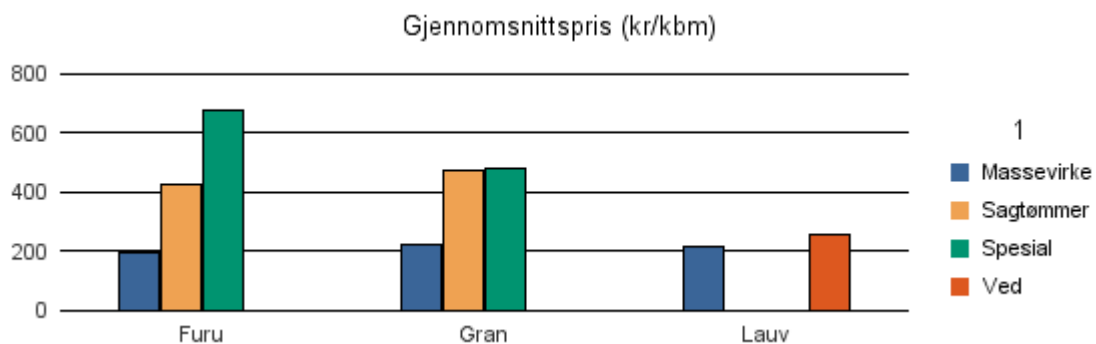
### Volum 2017 (kbm)

|             | Massevirke    | Sagtømmer     | Spesial      | Ved        | Vrak       | Sum:          |
|-------------|---------------|---------------|--------------|------------|------------|---------------|
| <b>Furu</b> | 1 123         | 2 589         | 37           |            | 10         | <b>3 759</b>  |
| <b>Gran</b> | 12 372        | 17 783        | 1 104        |            | 653        | <b>31 912</b> |
| <b>Lauv</b> | 1 564         |               |              | 126        |            | <b>1 690</b>  |
| <b>Sum:</b> | <b>15 059</b> | <b>20 372</b> | <b>1 141</b> | <b>126</b> | <b>663</b> | <b>37 361</b> |



### Gjennomsnittspris 2017 (kr/kbm)

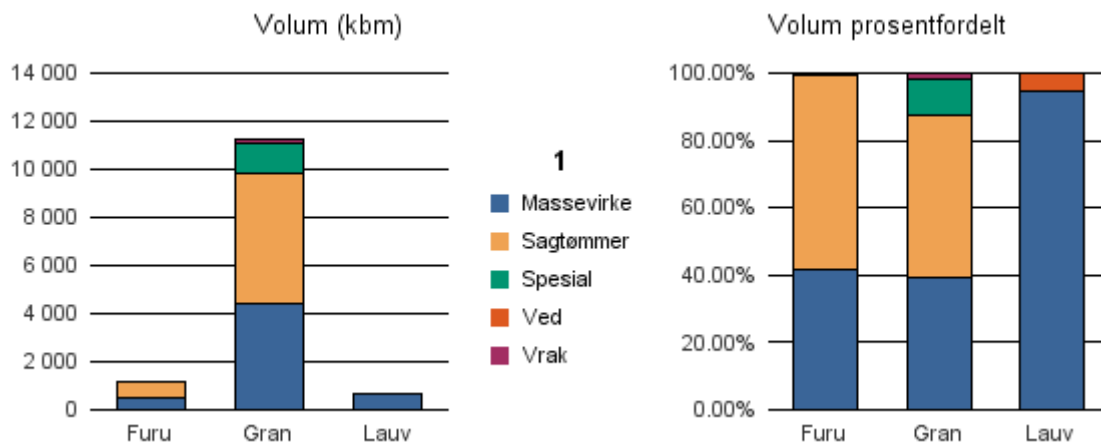
|                      | Massevirke | Sagtømmer  | Spesial    | Ved        |
|----------------------|------------|------------|------------|------------|
| <b>Furu</b>          | 197        | 425        | 676        |            |
| <b>Gran</b>          | 223        | 472        | 480        |            |
| <b>Lauv</b>          | 213        |            |            | 254        |
| <b>Gjennomsnitt:</b> | <b>211</b> | <b>448</b> | <b>578</b> | <b>254</b> |



## 0213 SKI

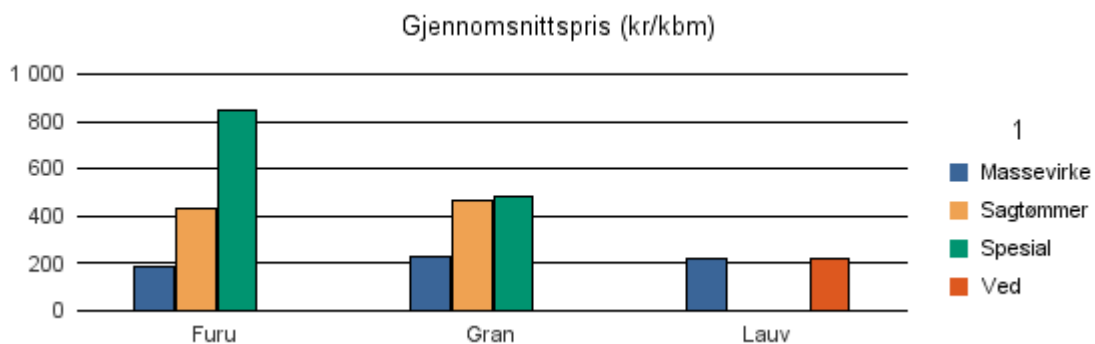
### Volum 2017 (kbm)

|             | Massevirke   | Sagtømmer    | Spesial      | Ved       | Vrak       | Sum:          |
|-------------|--------------|--------------|--------------|-----------|------------|---------------|
| <b>Furu</b> | 463          | 646          | 2            |           | 4          | <b>1 115</b>  |
| <b>Gran</b> | 4 404        | 5 449        | 1 234        |           | 193        | <b>11 280</b> |
| <b>Lauv</b> | 625          |              |              | 36        |            | <b>661</b>    |
| <b>Sum:</b> | <b>5 492</b> | <b>6 095</b> | <b>1 236</b> | <b>36</b> | <b>197</b> | <b>13 056</b> |



### Gjennomsnittspris 2017 (kr/kbm)

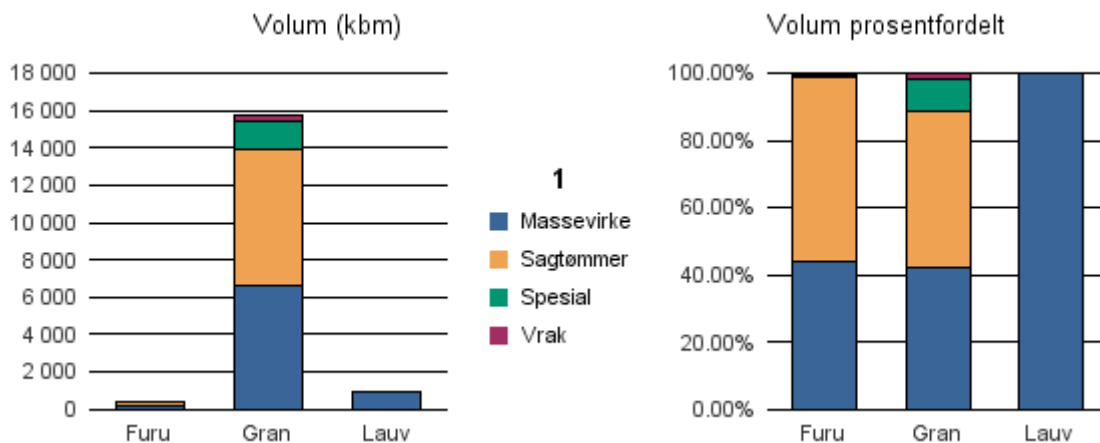
|                      | Massevirke | Sagtømmer  | Spesial    | Ved        |
|----------------------|------------|------------|------------|------------|
| <b>Furu</b>          | 184        | 433        | 845        |            |
| <b>Gran</b>          | 226        | 467        | 481        |            |
| <b>Lauv</b>          | 222        |            |            | 220        |
| <b>Gjennomsnitt:</b> | <b>211</b> | <b>450</b> | <b>663</b> | <b>220</b> |



## 0214 ÅS

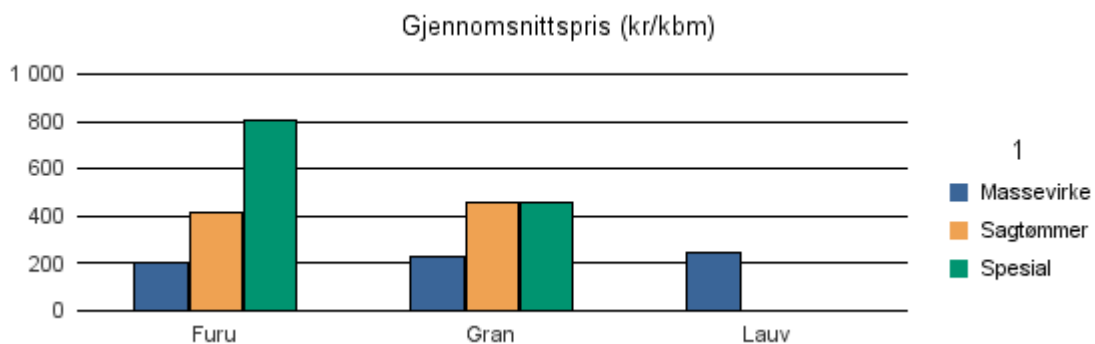
### Volum 2017 (kbm)

|             | Massevirke   | Sagtømmer    | Spesial      | Ved | Vrak       | Sum:          |
|-------------|--------------|--------------|--------------|-----|------------|---------------|
| <b>Furu</b> | 173          | 218          | 2            |     | 2          | <b>395</b>    |
| <b>Gran</b> | 6 647        | 7 299        | 1 453        |     | 321        | <b>15 720</b> |
| <b>Lauv</b> | 895          |              |              |     |            | <b>895</b>    |
| <b>Sum:</b> | <b>7 715</b> | <b>7 517</b> | <b>1 455</b> |     | <b>323</b> | <b>17 010</b> |



### Gjennomsnittspris 2017 (kr/kbm)

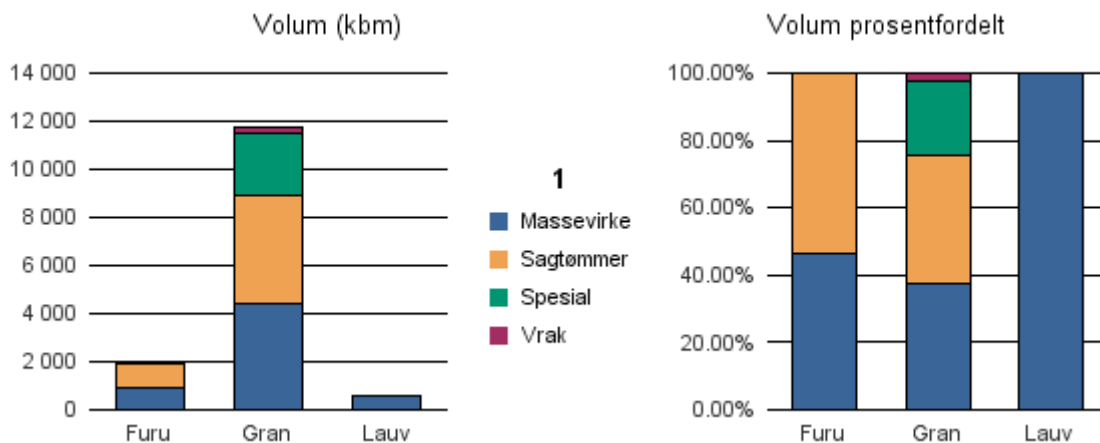
|                      | Massevirke | Sagtømmer  | Spesial    | Ved |
|----------------------|------------|------------|------------|-----|
| <b>Furu</b>          | 197        | 416        | 801        |     |
| <b>Gran</b>          | 223        | 459        | 453        |     |
| <b>Lauv</b>          | 243        |            |            |     |
| <b>Gjennomsnitt:</b> | <b>221</b> | <b>437</b> | <b>627</b> |     |



## 0215 FROGN

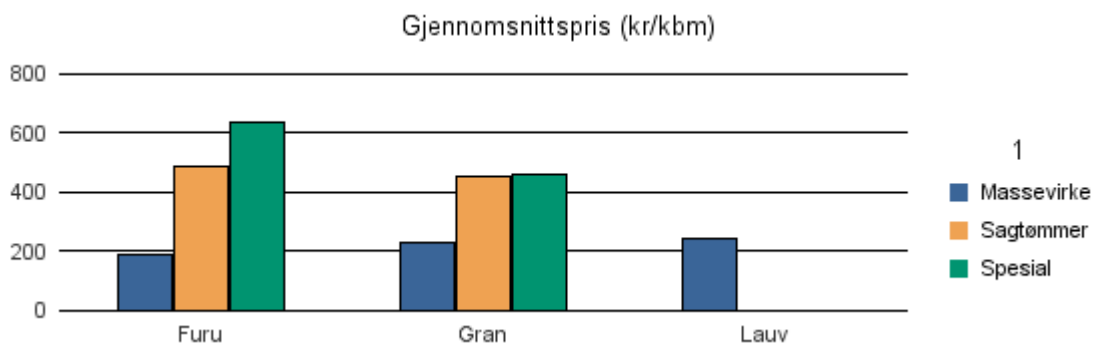
### Volum 2017 (kbm)

|             | Massevirke   | Sagtømmer    | Spesial      | Ved | Vrak       | Sum:          |
|-------------|--------------|--------------|--------------|-----|------------|---------------|
| <b>Furu</b> | 865          | 997          | 1            |     | 2          | <b>1 865</b>  |
| <b>Gran</b> | 4 403        | 4 464        | 2 596        |     | 305        | <b>11 768</b> |
| <b>Lauv</b> | 537          |              |              |     |            | <b>537</b>    |
| <b>Sum:</b> | <b>5 805</b> | <b>5 461</b> | <b>2 597</b> |     | <b>307</b> | <b>14 170</b> |



### Gjennomsnittspris 2017 (kr/kbm)

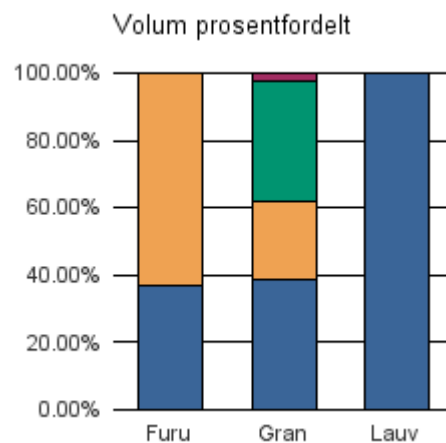
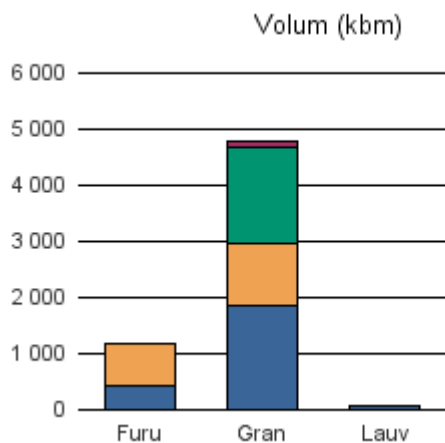
|                      | Massevirke | Sagtømmer  | Spesial    | Ved |
|----------------------|------------|------------|------------|-----|
| <b>Furu</b>          | 188        | 489        | 635        |     |
| <b>Gran</b>          | 228        | 450        | 462        |     |
| <b>Lauv</b>          | 245        |            |            |     |
| <b>Gjennomsnitt:</b> | <b>221</b> | <b>470</b> | <b>549</b> |     |



## 0216 NESODDEN

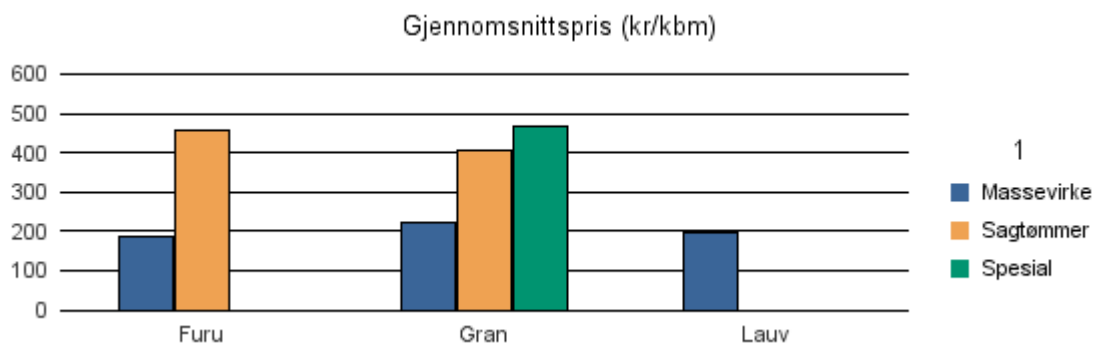
### Volum 2017 (kbm)

|             | Massevirke   | Sagtømmer    | Spesial      | Ved | Vrak       | Sum:         |
|-------------|--------------|--------------|--------------|-----|------------|--------------|
| <b>Furu</b> | 430          | 739          |              |     | 2          | <b>1 171</b> |
| <b>Gran</b> | 1 846        | 1 127        | 1 701        |     | 120        | <b>4 794</b> |
| <b>Lauv</b> | 61           |              |              |     |            | <b>61</b>    |
| <b>Sum:</b> | <b>2 337</b> | <b>1 866</b> | <b>1 701</b> |     | <b>122</b> | <b>6 026</b> |



### Gjennomsnittspris 2017 (kr/kbm)

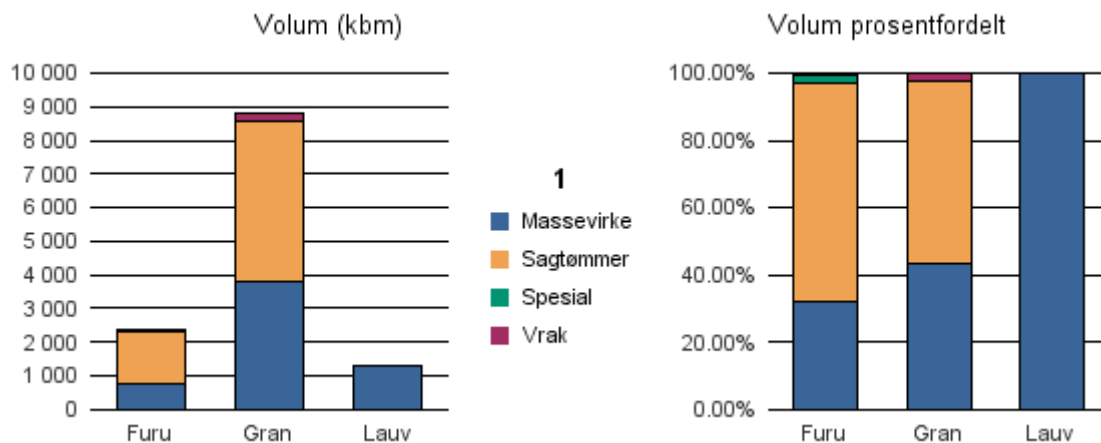
|                      | Massevirke | Sagtømmer  | Spesial    | Ved |
|----------------------|------------|------------|------------|-----|
| <b>Furu</b>          | 189        | 459        |            |     |
| <b>Gran</b>          | 225        | 404        | 468        |     |
| <b>Lauv</b>          | 199        |            |            |     |
| <b>Gjennomsnitt:</b> | <b>204</b> | <b>431</b> | <b>468</b> |     |



## 0217 OPPEGÅRD

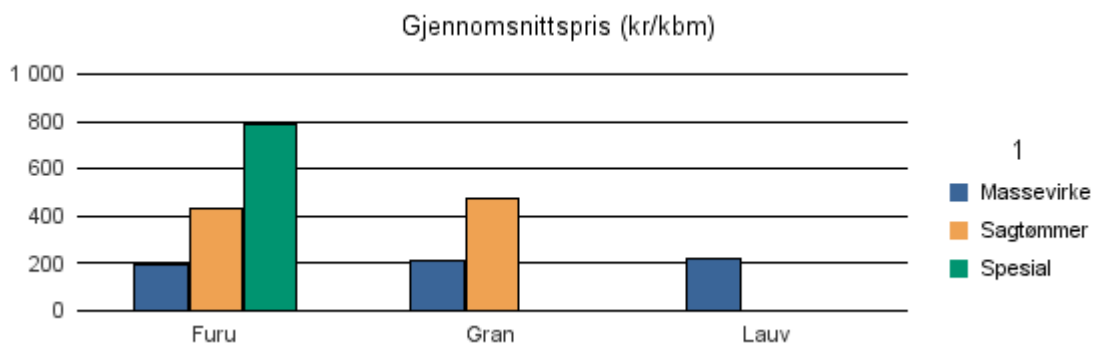
### Volum 2017 (kbm)

|             | Massevirke   | Sagtømmer    | Spesial   | Ved | Vrak       | Sum:          |
|-------------|--------------|--------------|-----------|-----|------------|---------------|
| <b>Furu</b> | 772          | 1 541        | 66        |     | 11         | <b>2 390</b>  |
| <b>Gran</b> | 3 805        | 4 777        |           |     | 236        | <b>8 818</b>  |
| <b>Lauv</b> | 1 271        |              |           |     |            | <b>1 271</b>  |
| <b>Sum:</b> | <b>5 848</b> | <b>6 318</b> | <b>66</b> |     | <b>247</b> | <b>12 479</b> |



### Gjennomsnittspris 2017 (kr/kbm)

|                      | Massevirke | Sagtømmer  | Spesial    | Ved |
|----------------------|------------|------------|------------|-----|
| <b>Furu</b>          | 195        | 430        | 788        |     |
| <b>Gran</b>          | 206        | 476        |            |     |
| <b>Lauv</b>          | 222        |            |            |     |
| <b>Gjennomsnitt:</b> | <b>208</b> | <b>453</b> | <b>788</b> |     |

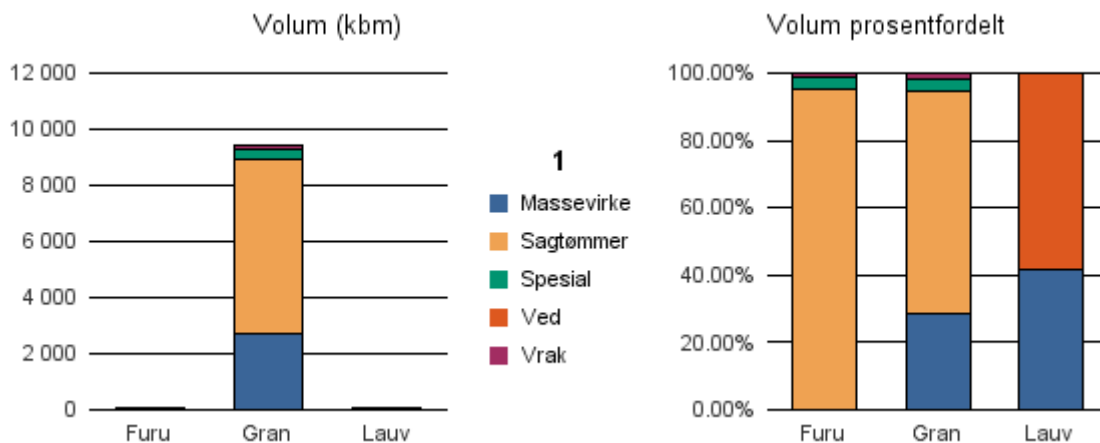




## 0219 BÆRUM

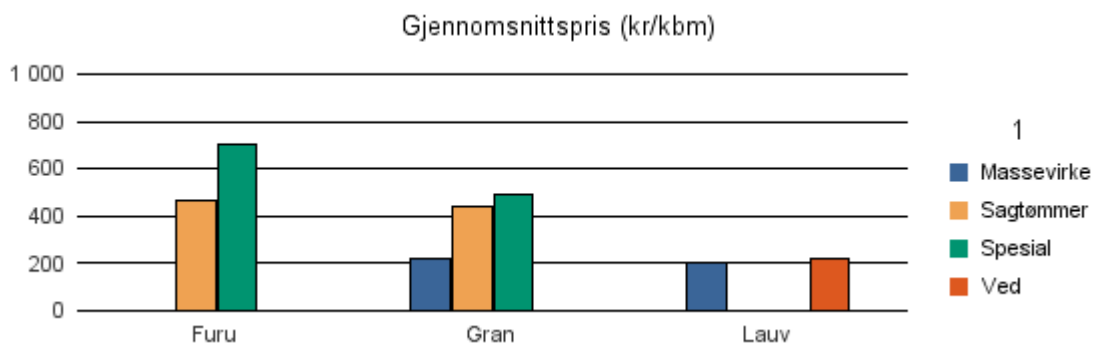
### Volum 2017 (kbm)

|             | Massevirke   | Sagtømmer    | Spesial    | Ved       | Vrak       | Sum:         |
|-------------|--------------|--------------|------------|-----------|------------|--------------|
| <b>Furu</b> |              | 77           | 3          |           | 1          | <b>81</b>    |
| <b>Gran</b> | 2 669        | 6 247        | 345        |           | 157        | <b>9 418</b> |
| <b>Lauv</b> | 17           |              |            | 24        |            | <b>41</b>    |
| <b>Sum:</b> | <b>2 686</b> | <b>6 324</b> | <b>348</b> | <b>24</b> | <b>158</b> | <b>9 540</b> |



### Gjennomsnittspris 2017 (kr/kbm)

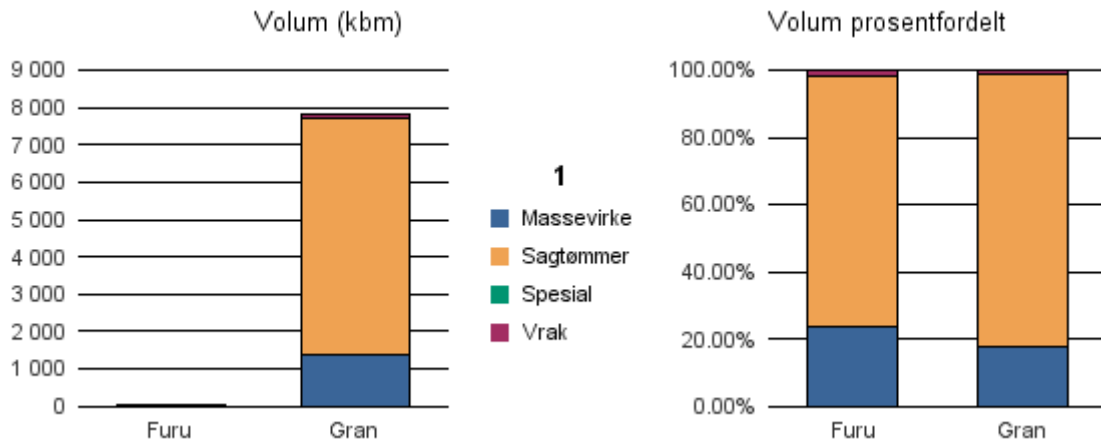
|                      | Massevirke | Sagtømmer  | Spesial    | Ved        |
|----------------------|------------|------------|------------|------------|
| <b>Furu</b>          |            | 461        | 704        |            |
| <b>Gran</b>          | 219        | 437        | 489        |            |
| <b>Lauv</b>          | 201        |            |            | 215        |
| <b>Gjennomsnitt:</b> | <b>210</b> | <b>449</b> | <b>596</b> | <b>215</b> |



## 0220 ASKER

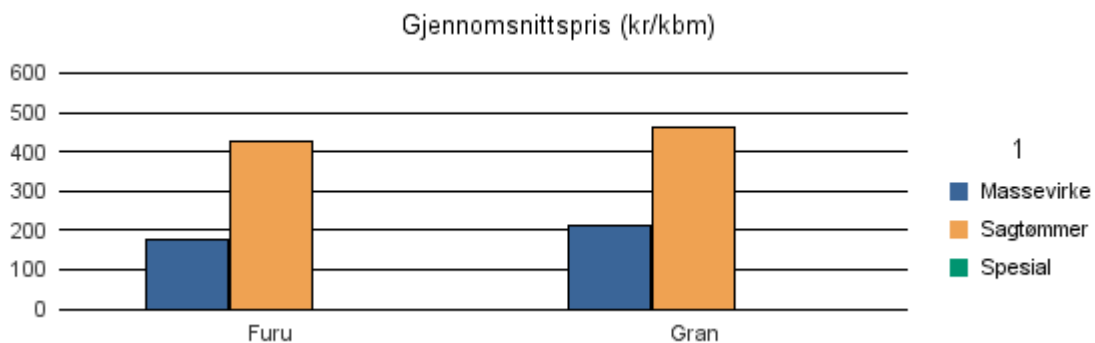
### Volum 2017 (kbm)

|             | Massevirke   | Sagtømmer    | Spesial  | Ved | Vrak      | Sum:         |
|-------------|--------------|--------------|----------|-----|-----------|--------------|
| <b>Furu</b> | 14           | 44           | 0        |     | 1         | <b>59</b>    |
| <b>Gran</b> | 1 376        | 6 337        |          |     | 86        | <b>7 799</b> |
| <b>Sum:</b> | <b>1 390</b> | <b>6 381</b> | <b>0</b> |     | <b>87</b> | <b>7 858</b> |



### Gjennomsnittspris 2017 (kr/kbm)

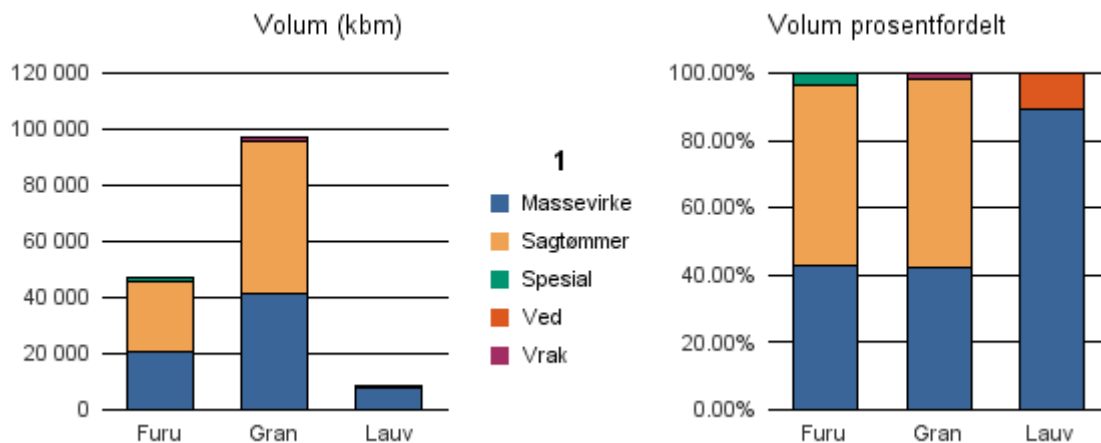
|                      | Massevirke | Sagtømmer  | Spesial       | Ved |
|----------------------|------------|------------|---------------|-----|
| <b>Furu</b>          | 177        | 429        | #DIV/0        |     |
| <b>Gran</b>          | 213        | 463        |               |     |
| <b>Gjennomsnitt:</b> | <b>195</b> | <b>446</b> | <b>#DIV/0</b> |     |



## 0221 AURSKOG-HØLAND

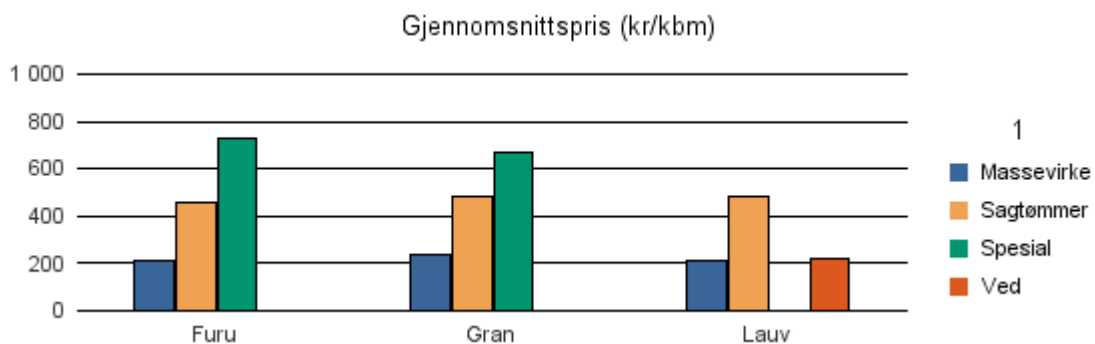
### Volum 2017 (kbm)

|             | Massevirke    | Sagtømmer     | Spesial      | Ved        | Vrak         | Sum:           |
|-------------|---------------|---------------|--------------|------------|--------------|----------------|
| <b>Furu</b> | 20 349        | 25 187        | 1 783        |            | 51           | <b>47 370</b>  |
| <b>Gran</b> | 41 244        | 54 141        | 33           |            | 1 869        | <b>97 287</b>  |
| <b>Lauv</b> | 7 459         | 15            |              | 881        |              | <b>8 355</b>   |
| <b>Sum:</b> | <b>69 052</b> | <b>79 343</b> | <b>1 816</b> | <b>881</b> | <b>1 920</b> | <b>153 012</b> |



### Gjennomsnittspris 2017 (kr/kbm)

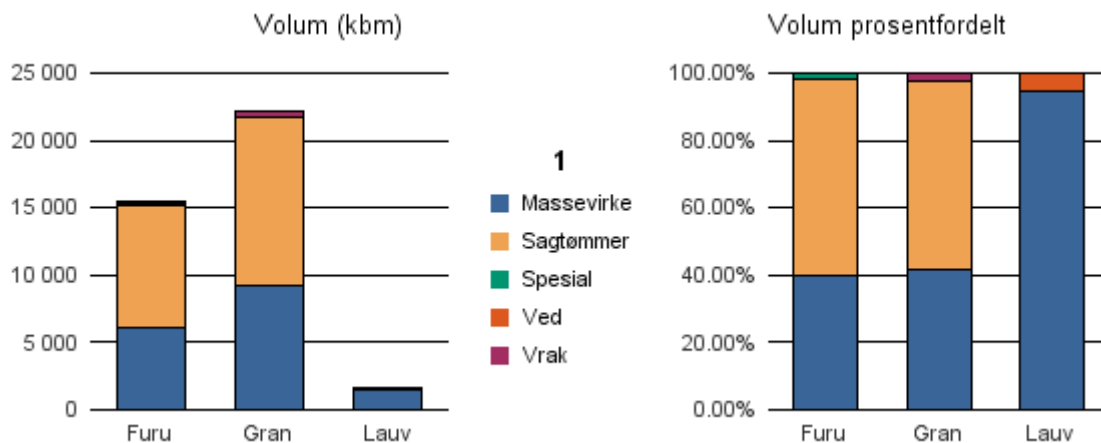
|                      | Massevirke | Sagtømmer  | Spesial    | Ved        |
|----------------------|------------|------------|------------|------------|
| <b>Furu</b>          | 210        | 455        | 730        |            |
| <b>Gran</b>          | 234        | 479        | 668        |            |
| <b>Lauv</b>          | 210        | 480        |            | 215        |
| <b>Gjennomsnitt:</b> | <b>218</b> | <b>471</b> | <b>699</b> | <b>215</b> |



## 0226 SØRUM

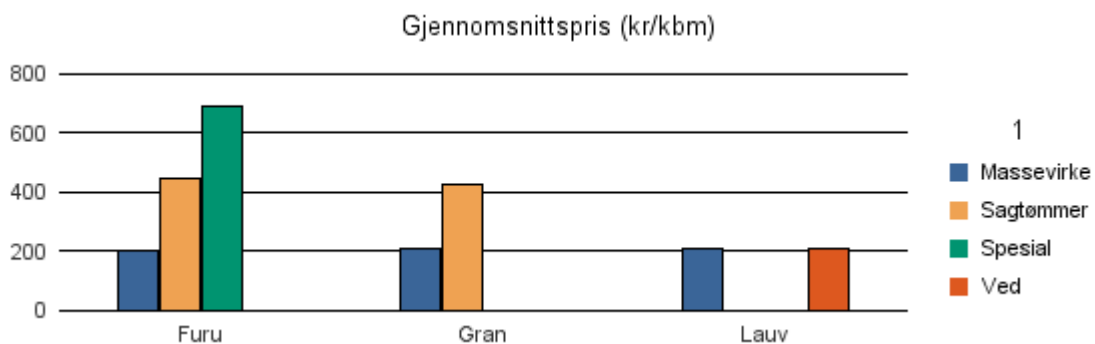
### Volum 2017 (kbm)

|             | Massevirke    | Sagtømmer     | Spesial    | Ved       | Vrak       | Sum:          |
|-------------|---------------|---------------|------------|-----------|------------|---------------|
| <b>Furu</b> | 6 139         | 9 000         | 240        |           | 30         | <b>15 409</b> |
| <b>Gran</b> | 9 213         | 12 455        |            |           | 557        | <b>22 225</b> |
| <b>Lauv</b> | 1 480         |               |            | 83        |            | <b>1 563</b>  |
| <b>Sum:</b> | <b>16 832</b> | <b>21 455</b> | <b>240</b> | <b>83</b> | <b>587</b> | <b>39 197</b> |



### Gjennomsnittspris 2017 (kr/kbm)

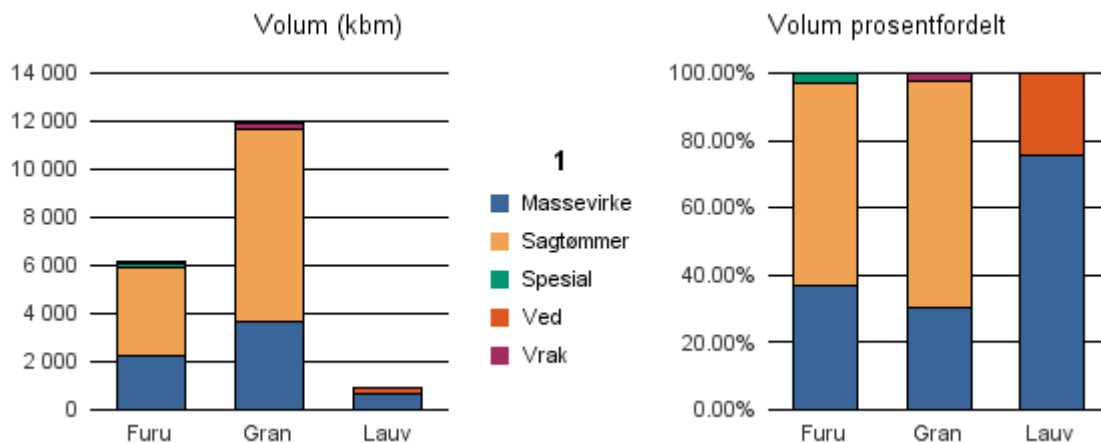
|                      | Massevirke | Sagtømmer  | Spesial    | Ved        |
|----------------------|------------|------------|------------|------------|
| <b>Furu</b>          | 200        | 446        | 690        |            |
| <b>Gran</b>          | 206        | 429        |            |            |
| <b>Lauv</b>          | 208        |            |            | 210        |
| <b>Gjennomsnitt:</b> | <b>205</b> | <b>437</b> | <b>690</b> | <b>210</b> |



## 0227 FET

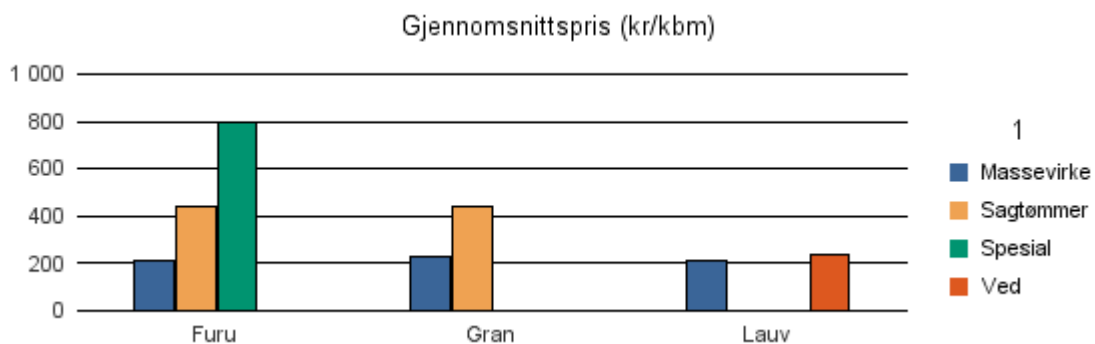
### Volum 2017 (kbm)

|             | Massevirke   | Sagtømmer     | Spesial    | Ved        | Vrak       | Sum:          |
|-------------|--------------|---------------|------------|------------|------------|---------------|
| <b>Furu</b> | 2 256        | 3 675         | 170        |            | 11         | <b>6 112</b>  |
| <b>Gran</b> | 3 617        | 8 008         |            |            | 270        | <b>11 895</b> |
| <b>Lauv</b> | 681          |               |            | 222        |            | <b>903</b>    |
| <b>Sum:</b> | <b>6 554</b> | <b>11 683</b> | <b>170</b> | <b>222</b> | <b>281</b> | <b>18 910</b> |



### Gjennomsnittspris 2017 (kr/kbm)

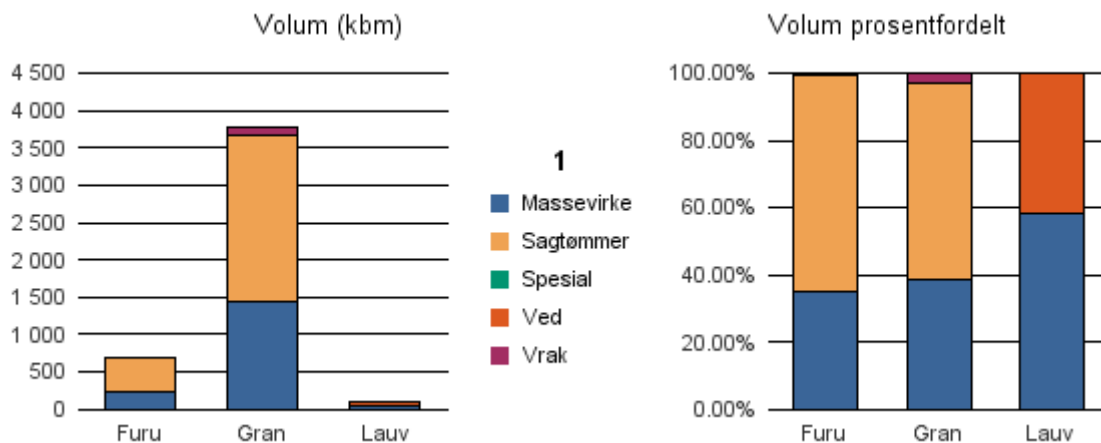
|                      | Massevirke | Sagtømmer  | Spesial    | Ved        |
|----------------------|------------|------------|------------|------------|
| <b>Furu</b>          | 206        | 437        | 800        |            |
| <b>Gran</b>          | 226        | 436        |            |            |
| <b>Lauv</b>          | 207        |            |            | 232        |
| <b>Gjennomsnitt:</b> | <b>213</b> | <b>437</b> | <b>800</b> | <b>232</b> |



## 0228 RÆLINGEN

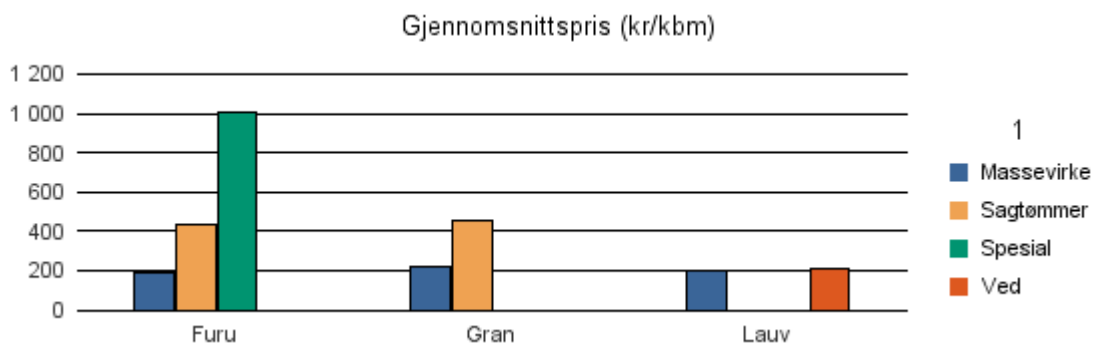
### Volum 2017 (kbm)

|             | Massevirke   | Sagtømmer    | Spesial  | Ved       | Vrak       | Sum:         |
|-------------|--------------|--------------|----------|-----------|------------|--------------|
| <b>Furu</b> | 239          | 442          | 1        |           | 4          | <b>686</b>   |
| <b>Gran</b> | 1 449        | 2 231        |          |           | 102        | <b>3 782</b> |
| <b>Lauv</b> | 54           |              |          | 39        |            | <b>93</b>    |
| <b>Sum:</b> | <b>1 742</b> | <b>2 673</b> | <b>1</b> | <b>39</b> | <b>106</b> | <b>4 561</b> |



### Gjennomsnittspris 2017 (kr/kbm)

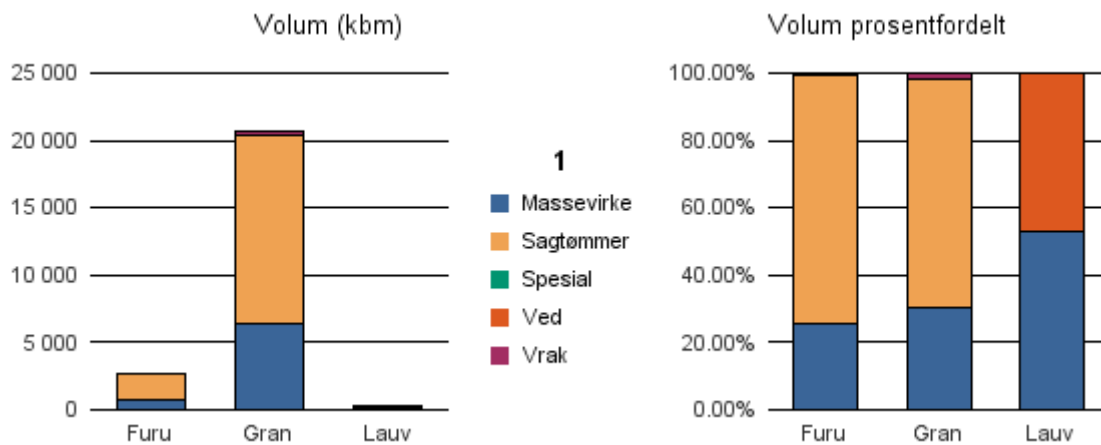
|                      | Massevirke | Sagtømmer  | Spesial      | Ved        |
|----------------------|------------|------------|--------------|------------|
| <b>Furu</b>          | 191        | 436        | 1 009        |            |
| <b>Gran</b>          | 218        | 456        |              |            |
| <b>Lauv</b>          | 200        |            |              | 215        |
| <b>Gjennomsnitt:</b> | <b>203</b> | <b>446</b> | <b>1 009</b> | <b>215</b> |



## 0229 ENEBAKK

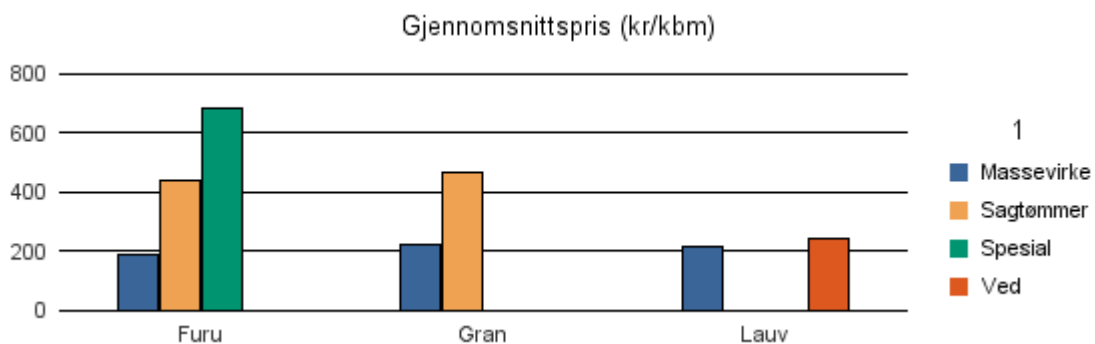
### Volum 2017 (kbm)

|             | Massevirke   | Sagtømmer     | Spesial   | Ved        | Vrak       | Sum:          |
|-------------|--------------|---------------|-----------|------------|------------|---------------|
| <b>Furu</b> | 660          | 1 927         | 10        |            | 11         | <b>2 608</b>  |
| <b>Gran</b> | 6 301        | 14 129        |           |            | 313        | <b>20 743</b> |
| <b>Lauv</b> | 170          |               |           | 150        |            | <b>320</b>    |
| <b>Sum:</b> | <b>7 131</b> | <b>16 056</b> | <b>10</b> | <b>150</b> | <b>324</b> | <b>23 671</b> |



### Gjennomsnittspris 2017 (kr/kbm)

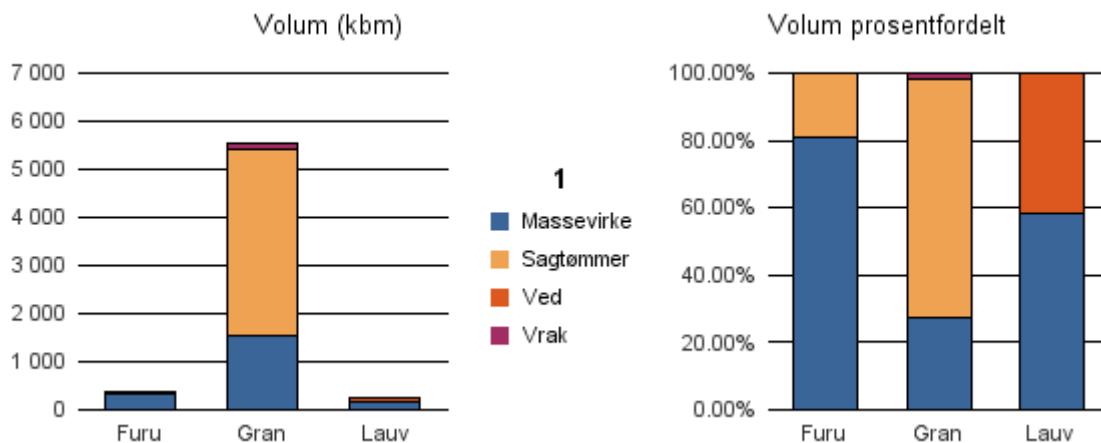
|                      | Massevirke | Sagtømmer  | Spesial    | Ved        |
|----------------------|------------|------------|------------|------------|
| <b>Furu</b>          | 190        | 439        | 687        |            |
| <b>Gran</b>          | 221        | 466        |            |            |
| <b>Lauv</b>          | 216        |            |            | 241        |
| <b>Gjennomsnitt:</b> | <b>209</b> | <b>453</b> | <b>687</b> | <b>241</b> |



## 0230 LØRENSKOG

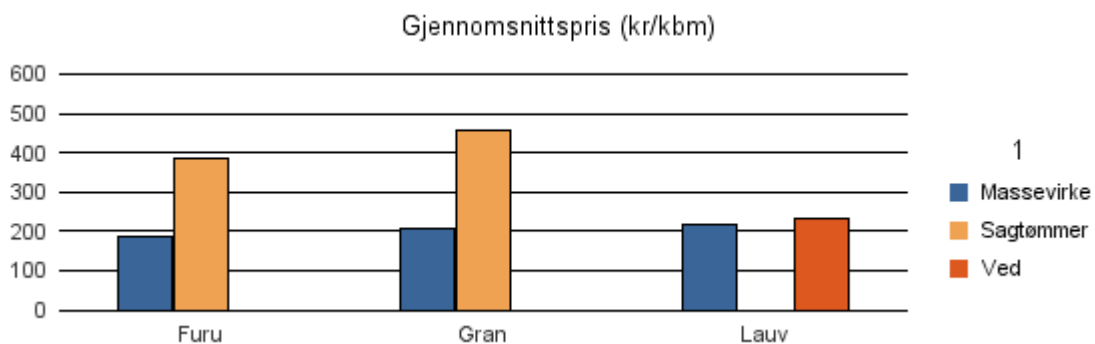
### Volum 2017 (kbm)

|             | Massevirke   | Sagtømmer    | Spesial | Ved        | Vrak       | Sum:         |
|-------------|--------------|--------------|---------|------------|------------|--------------|
| <b>Furu</b> | 311          | 72           |         |            | 0          | <b>383</b>   |
| <b>Gran</b> | 1 517        | 3 893        |         |            | 112        | <b>5 522</b> |
| <b>Lauv</b> | 151          |              |         | 108        |            | <b>259</b>   |
| <b>Sum:</b> | <b>1 979</b> | <b>3 965</b> |         | <b>108</b> | <b>112</b> | <b>6 164</b> |



### Gjennomsnittspris 2017 (kr/kbm)

|                      | Massevirke | Sagtømmer  | Spesial | Ved        |
|----------------------|------------|------------|---------|------------|
| <b>Furu</b>          | 187        | 385        |         |            |
| <b>Gran</b>          | 206        | 458        |         |            |
| <b>Lauv</b>          | 216        |            |         | 235        |
| <b>Gjennomsnitt:</b> | <b>203</b> | <b>422</b> |         | <b>235</b> |

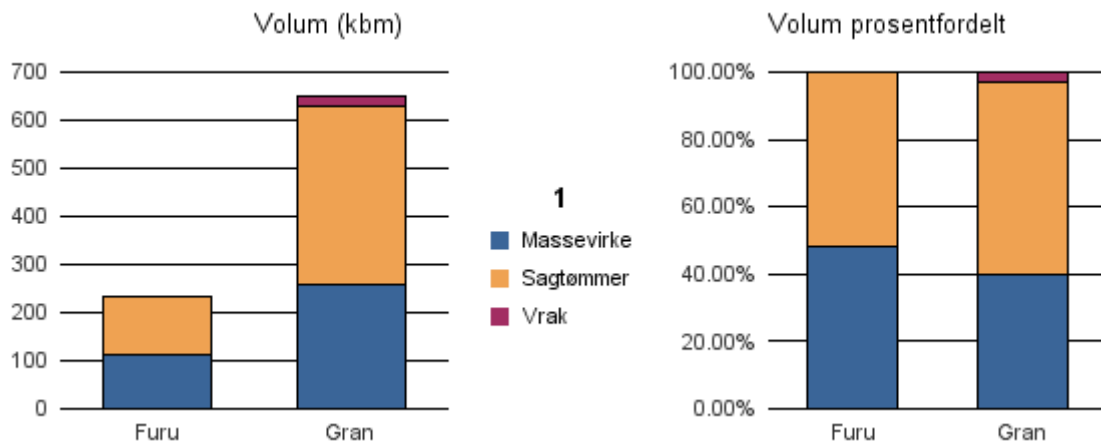




## 0231 SKEDSMO

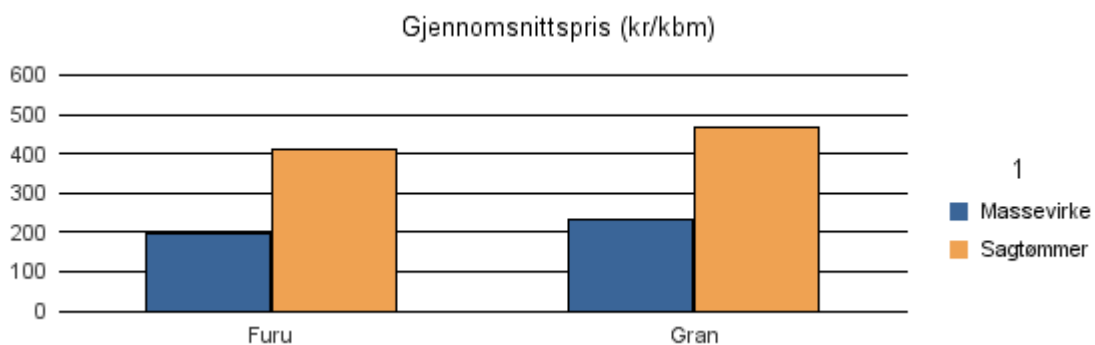
### Volum 2017 (kbm)

|             | Massevirke | Sagtømmer  | Spesial | Ved | Vrak      | Sum:       |
|-------------|------------|------------|---------|-----|-----------|------------|
| <b>Furu</b> | 113        | 121        |         |     | 0         | <b>234</b> |
| <b>Gran</b> | 258        | 371        |         |     | 19        | <b>648</b> |
| <b>Sum:</b> | <b>371</b> | <b>492</b> |         |     | <b>19</b> | <b>882</b> |



### Gjennomsnittspris 2017 (kr/kbm)

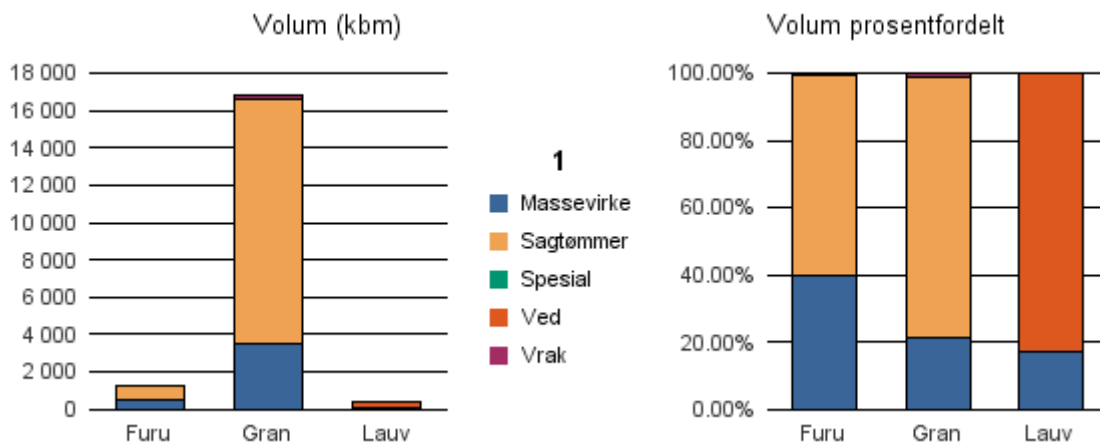
|                      | Massevirke | Sagtømmer  | Spesial | Ved |
|----------------------|------------|------------|---------|-----|
| <b>Furu</b>          | 195        | 411        |         |     |
| <b>Gran</b>          | 233        | 465        |         |     |
| <b>Gjennomsnitt:</b> | <b>214</b> | <b>438</b> |         |     |



## 0233 NITTEDAL

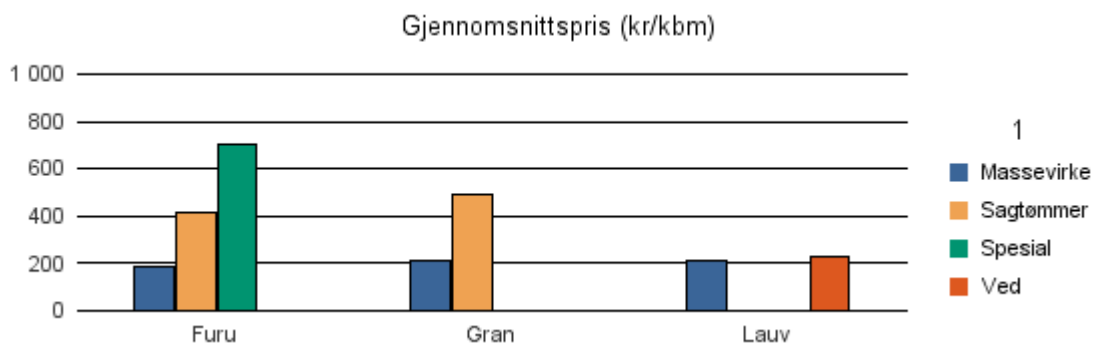
### Volum 2017 (kbm)

|             | Massevirke   | Sagtømmer     | Spesial  | Ved        | Vrak       | Sum:          |
|-------------|--------------|---------------|----------|------------|------------|---------------|
| <b>Furu</b> | 521          | 781           | 4        |            | 2          | <b>1 308</b>  |
| <b>Gran</b> | 3 547        | 13 017        |          |            | 209        | <b>16 773</b> |
| <b>Lauv</b> | 61           |               |          | 300        |            | <b>361</b>    |
| <b>Sum:</b> | <b>4 129</b> | <b>13 798</b> | <b>4</b> | <b>300</b> | <b>211</b> | <b>18 442</b> |



### Gjennomsnittspris 2017 (kr/kbm)

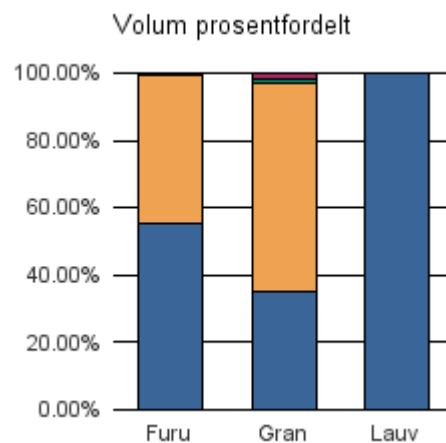
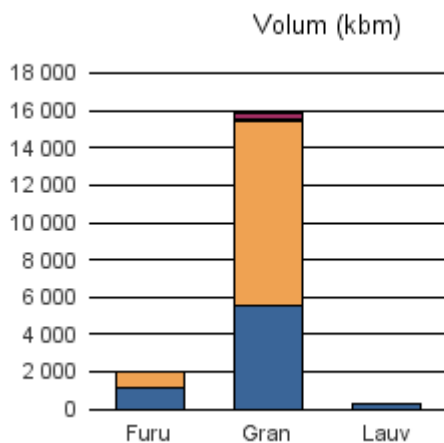
|                      | Massevirke | Sagtømmer  | Spesial    | Ved        |
|----------------------|------------|------------|------------|------------|
| <b>Furu</b>          | 188        | 416        | 705        |            |
| <b>Gran</b>          | 213        | 488        |            |            |
| <b>Lauv</b>          | 207        |            |            | 225        |
| <b>Gjennomsnitt:</b> | <b>203</b> | <b>452</b> | <b>705</b> | <b>225</b> |



## 0234 GJERDRUM

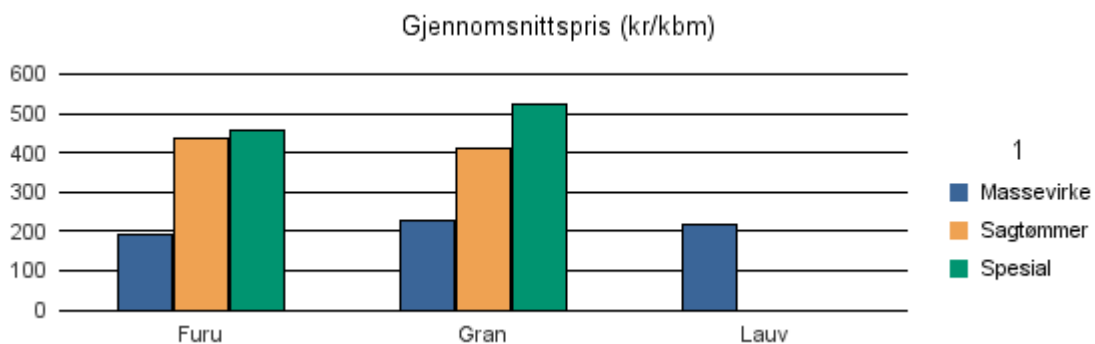
### Volum 2017 (kbm)

|             | Massevirke   | Sagtømmer     | Spesial    | Ved | Vrak       | Sum:          |
|-------------|--------------|---------------|------------|-----|------------|---------------|
| <b>Furu</b> | 1 143        | 910           | 6          |     | 2          | <b>2 061</b>  |
| <b>Gran</b> | 5 577        | 9 827         | 134        |     | 299        | <b>15 837</b> |
| <b>Lauv</b> | 339          |               |            |     |            | <b>339</b>    |
| <b>Sum:</b> | <b>7 059</b> | <b>10 737</b> | <b>140</b> |     | <b>301</b> | <b>18 237</b> |



### Gjennomsnittspris 2017 (kr/kbm)

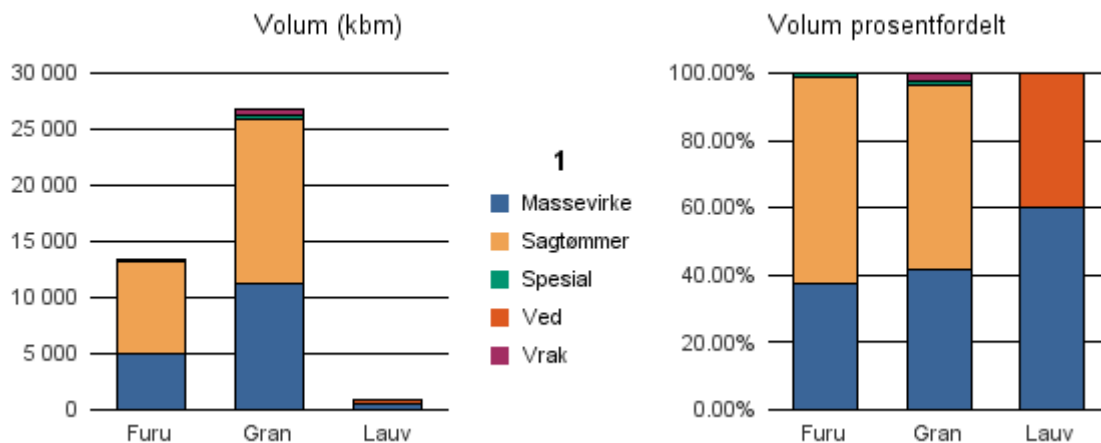
|                      | Massevirke | Sagtømmer  | Spesial    | Ved |
|----------------------|------------|------------|------------|-----|
| <b>Furu</b>          | 194        | 437        | 460        |     |
| <b>Gran</b>          | 226        | 412        | 524        |     |
| <b>Lauv</b>          | 218        |            |            |     |
| <b>Gjennomsnitt:</b> | <b>213</b> | <b>425</b> | <b>492</b> |     |



## 0235 ULLENSAKER

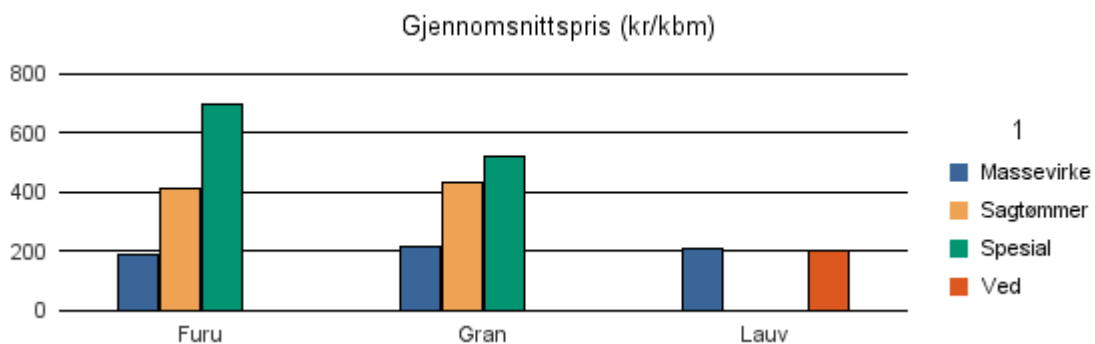
### Volum 2017 (kbm)

|             | Massevirke    | Sagtømmer     | Spesial    | Ved        | Vrak       | Sum:          |
|-------------|---------------|---------------|------------|------------|------------|---------------|
| <b>Furu</b> | 5 037         | 8 197         | 123        |            | 30         | <b>13 387</b> |
| <b>Gran</b> | 11 222        | 14 640        | 433        |            | 571        | <b>26 866</b> |
| <b>Lauv</b> | 532           |               |            | 350        |            | <b>882</b>    |
| <b>Sum:</b> | <b>16 791</b> | <b>22 837</b> | <b>556</b> | <b>350</b> | <b>601</b> | <b>41 135</b> |



### Gjennomsnittspris 2017 (kr/kbm)

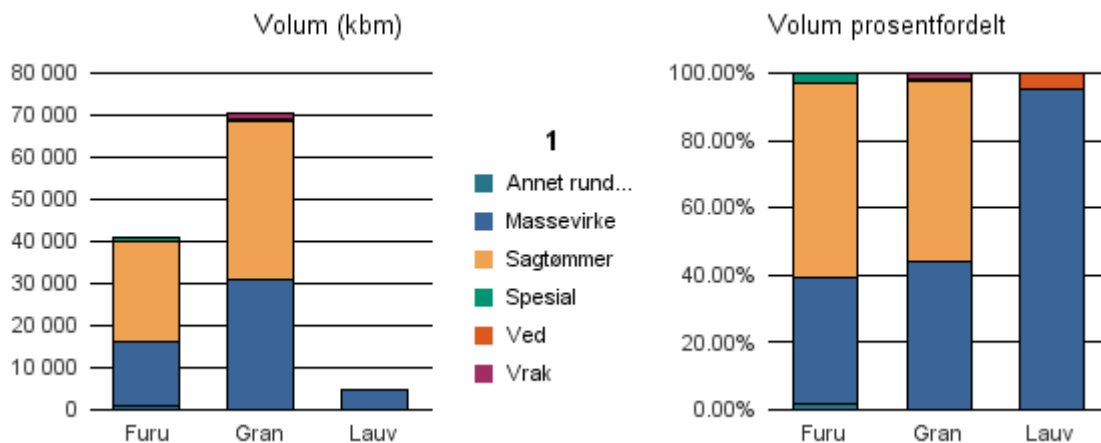
|                      | Massevirke | Sagtømmer  | Spesial    | Ved        |
|----------------------|------------|------------|------------|------------|
| <b>Furu</b>          | 186        | 416        | 695        |            |
| <b>Gran</b>          | 214        | 433        | 524        |            |
| <b>Lauv</b>          | 206        |            |            | 203        |
| <b>Gjennomsnitt:</b> | <b>202</b> | <b>424</b> | <b>609</b> | <b>203</b> |



## 0236 NES I AKERSHUS

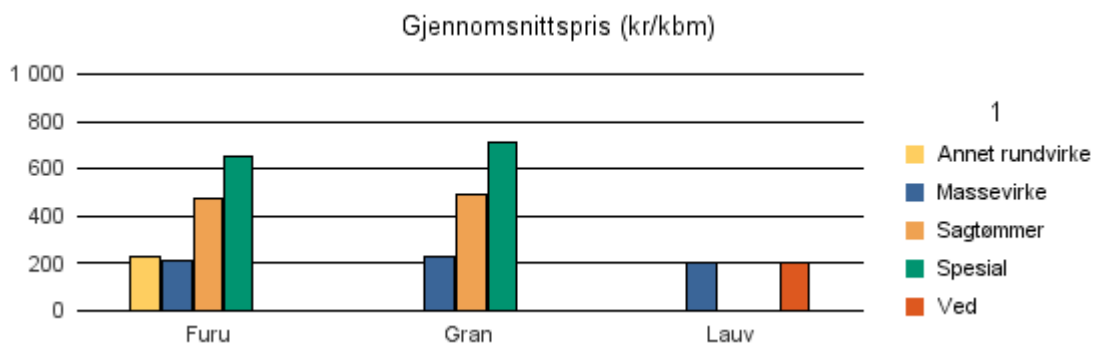
### Volum 2017 (kbm)

|             | Massevirke    | Sagtømmer     | Spesial      | Ved        | Vrak         | Sum:           |
|-------------|---------------|---------------|--------------|------------|--------------|----------------|
| <b>Furu</b> | 15 411        | 23 747        | 1 054        |            | 57           | <b>41 030</b>  |
| <b>Gran</b> | 30 704        | 38 042        | 60           |            | 1 460        | <b>70 266</b>  |
| <b>Lauv</b> | 4 476         |               |              | 238        |              | <b>4 714</b>   |
| <b>Sum:</b> | <b>50 591</b> | <b>61 789</b> | <b>1 114</b> | <b>238</b> | <b>1 517</b> | <b>116 010</b> |



### Gjennomsnittspris 2017 (kr/kbm)

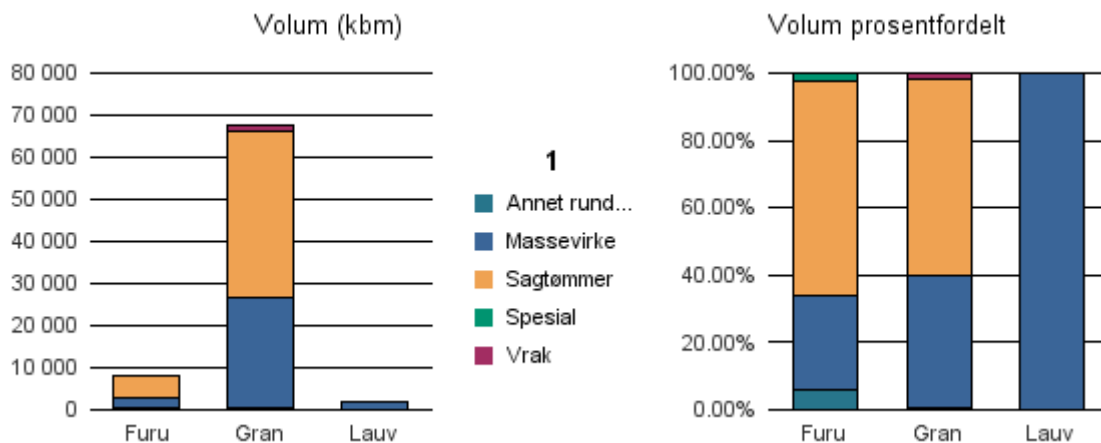
|                      | Massevirke | Sagtømmer  | Spesial    | Ved        |
|----------------------|------------|------------|------------|------------|
| <b>Furu</b>          | 208        | 473        | 653        |            |
| <b>Gran</b>          | 223        | 487        | 712        |            |
| <b>Lauv</b>          | 204        |            |            | 202        |
| <b>Gjennomsnitt:</b> | <b>212</b> | <b>480</b> | <b>682</b> | <b>202</b> |



## 0237 EIDSVOLL

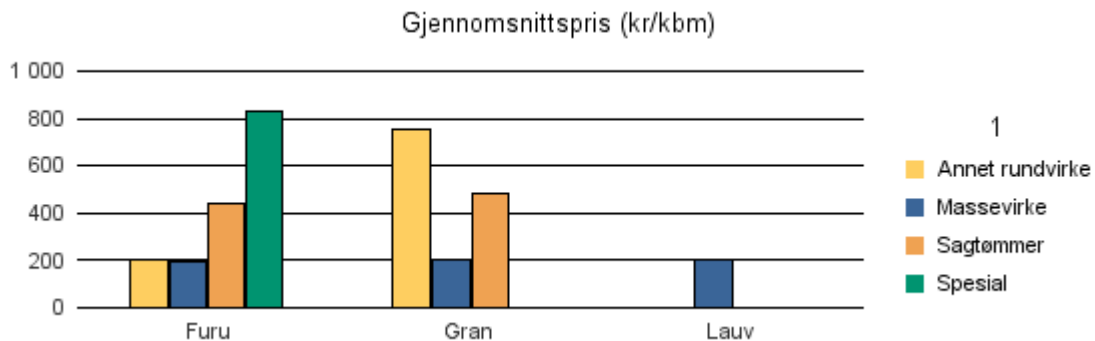
### Volum 2017 (kbm)

|             | Massevirke    | Sagtømmer     | Spesial    | Ved | Vrak         | Sum:          |
|-------------|---------------|---------------|------------|-----|--------------|---------------|
| <b>Furu</b> | 2 247         | 5 067         | 190        |     | 9            | <b>7 966</b>  |
| <b>Gran</b> | 26 541        | 39 647        |            |     | 1 073        | <b>67 362</b> |
| <b>Lauv</b> | 1 607         |               |            |     |              | <b>1 607</b>  |
| <b>Sum:</b> | <b>30 395</b> | <b>44 714</b> | <b>190</b> |     | <b>1 082</b> | <b>76 935</b> |



### Gjennomsnittspris 2017 (kr/kbm)

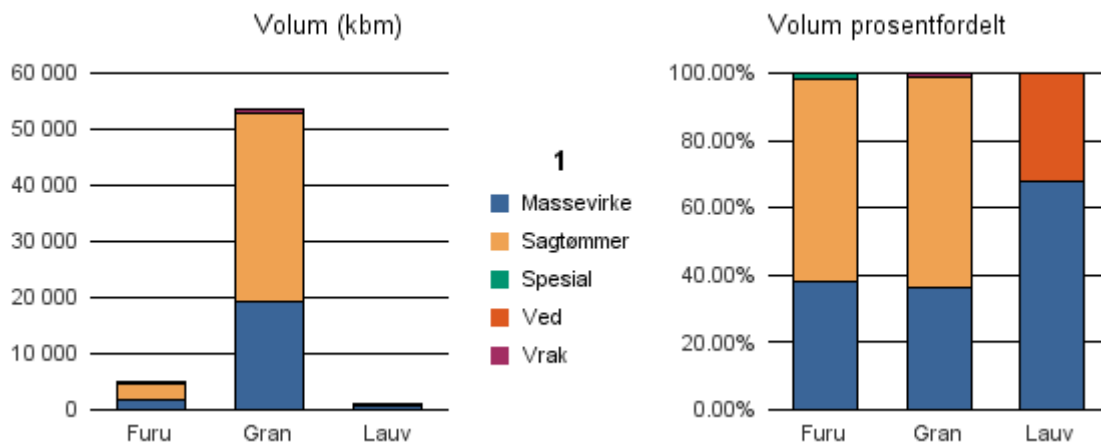
|                      | Massevirke | Sagtømmer  | Spesial    | Ved |
|----------------------|------------|------------|------------|-----|
| <b>Furu</b>          | 195        | 436        | 833        |     |
| <b>Gran</b>          | 205        | 486        |            |     |
| <b>Lauv</b>          | 205        |            |            |     |
| <b>Gjennomsnitt:</b> | <b>202</b> | <b>461</b> | <b>833</b> |     |



## 0238 NANNESTAD

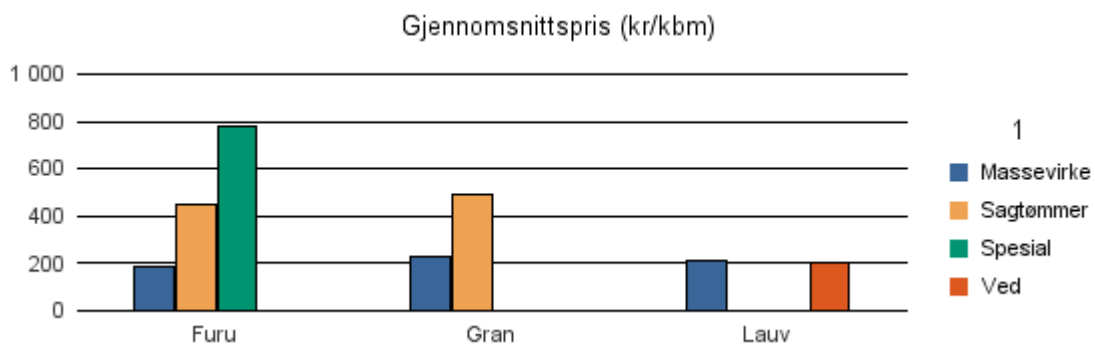
### Volum 2017 (kbm)

|             | Massevirke    | Sagtømmer     | Spesial   | Ved        | Vrak       | Sum:          |
|-------------|---------------|---------------|-----------|------------|------------|---------------|
| <b>Furu</b> | 1 816         | 2 847         | 90        |            | 8          | <b>4 761</b>  |
| <b>Gran</b> | 19 251        | 33 637        | 0         |            | 711        | <b>53 599</b> |
| <b>Lauv</b> | 761           |               |           | 362        |            | <b>1 123</b>  |
| <b>Sum:</b> | <b>21 828</b> | <b>36 484</b> | <b>90</b> | <b>362</b> | <b>719</b> | <b>59 483</b> |



### Gjennomsnittspris 2017 (kr/kbm)

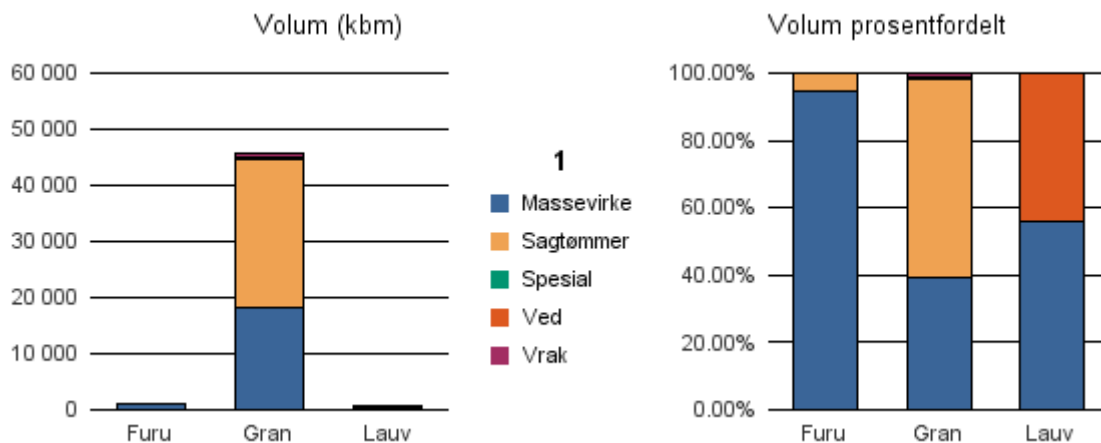
|                      | Massevirke | Sagtømmer  | Spesial       | Ved        |
|----------------------|------------|------------|---------------|------------|
| <b>Furu</b>          | 187        | 450        | 778           |            |
| <b>Gran</b>          | 223        | 489        | #DIV/0        |            |
| <b>Lauv</b>          | 208        |            |               | 201        |
| <b>Gjennomsnitt:</b> | <b>206</b> | <b>470</b> | <b>#DIV/0</b> | <b>201</b> |



## 0239 HURDAL

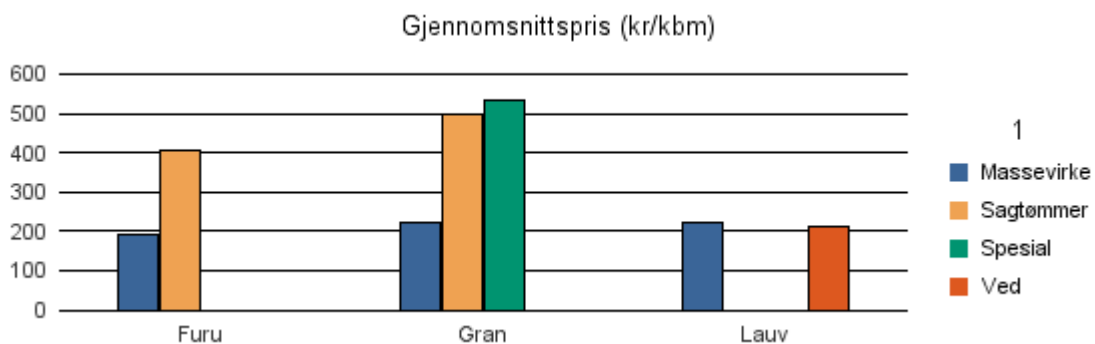
### Volum 2017 (kbm)

|             | Massevirke    | Sagtømmer     | Spesial    | Ved        | Vrak       | Sum:          |
|-------------|---------------|---------------|------------|------------|------------|---------------|
| <b>Furu</b> | 800           | 45            |            |            | 0          | <b>845</b>    |
| <b>Gran</b> | 17 968        | 26 736        | 208        |            | 622        | <b>45 534</b> |
| <b>Lauv</b> | 275           |               |            | 219        |            | <b>494</b>    |
| <b>Sum:</b> | <b>19 043</b> | <b>26 781</b> | <b>208</b> | <b>219</b> | <b>622</b> | <b>46 873</b> |



### Gjennomsnittspris 2017 (kr/kbm)

|                      | Massevirke | Sagtømmer  | Spesial    | Ved        |
|----------------------|------------|------------|------------|------------|
| <b>Furu</b>          | 194        | 404        |            |            |
| <b>Gran</b>          | 225        | 497        | 534        |            |
| <b>Lauv</b>          | 224        |            |            | 213        |
| <b>Gjennomsnitt:</b> | <b>214</b> | <b>451</b> | <b>534</b> | <b>213</b> |





## Akershus

### Bioenergi (fkbm og gjennomsnittspris) 2017

|                      | Virkeskategori | Kommune/ Fylke             | fkbm          | kr/ fkbm |
|----------------------|----------------|----------------------------|---------------|----------|
| GROT                 | 6850           | NANNESTAD                  | 630           | 38       |
|                      |                | ULLENSAKER                 | 1 195         | 38       |
|                      |                | <b>Sum virkeskategori:</b> | <b>1 825</b>  |          |
| Heltre flis lauv/bar | 6840           | HURDAL                     | 288           | 38       |
|                      |                | NANNESTAD                  | 721           | 49       |
|                      |                | ULLENSAKER                 | 216           | 46       |
|                      |                | <b>Sum virkeskategori:</b> | <b>1 225</b>  |          |
| Rundvirke flis bar   | 6810           | ÅS                         | 983           | 131      |
|                      |                | ASKER                      | 357           | 129      |
|                      |                | AURSKOG-HØLAND             | 2 261         | 130      |
|                      |                | BÆRUM                      | 653           | 130      |
|                      |                | EIDSVOLL                   | 2 106         | 142      |
|                      |                | ENEBAKK                    | 632           | 129      |
|                      |                | FET                        | 607           | 134      |
|                      |                | FROGN                      | 1 206         | 129      |
|                      |                | GJERDRUM                   | 596           | 137      |
|                      |                | HURDAL                     | 598           | 160      |
|                      |                | LØRENSKOG                  | 64            | 124      |
|                      |                | NANNESTAD                  | 849           | 127      |
|                      |                | NES I AKERSHUS             | 2 552         | 129      |
|                      |                | NESODDEN                   | 570           | 131      |
|                      |                | NITTEDAL                   | 554           | 129      |
|                      |                | OPPEGÅRD                   | 494           | 105      |
|                      |                | RÆLINGEN                   | 108           | 122      |
|                      |                | SKEDSMO                    | 33            | 154      |
|                      |                | SKI                        | 1 160         | 127      |
|                      |                | SØRUM                      | 1 359         | 128      |
| ULLENSAKER           | 379            | 130                        |               |          |
| VESTBY               | 2 102          | 139                        |               |          |
|                      |                | <b>Sum virkeskategori:</b> | <b>20 223</b> |          |
|                      |                | <b>Sum bioenergi:</b>      | <b>23 273</b> |          |

