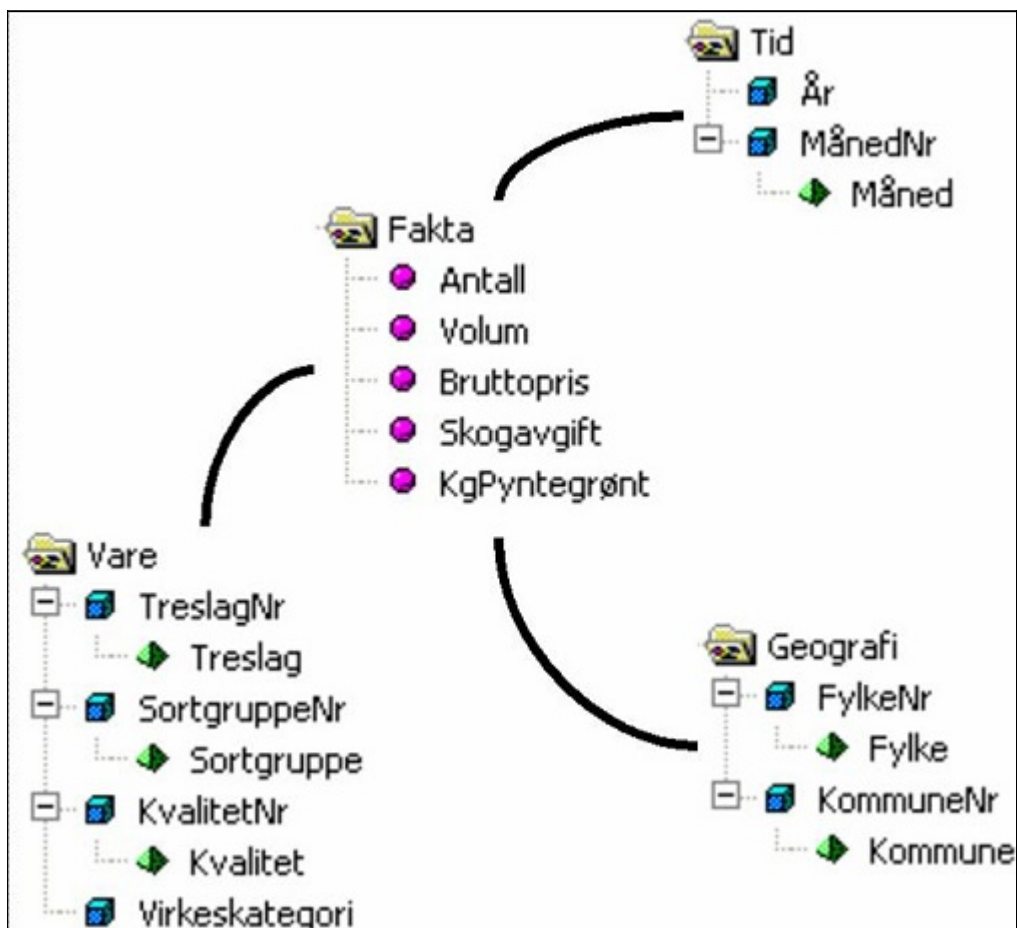


Virkestatistikk fra  
**SKOG-DATA AS**

**Vest-Agder m/kommuner**



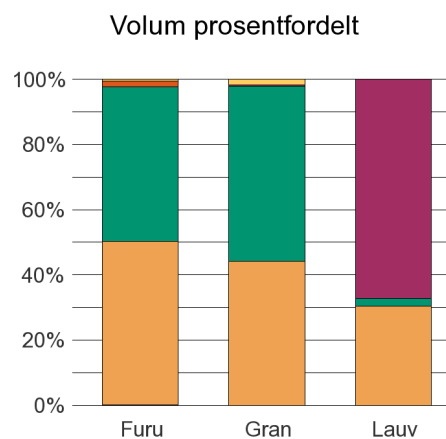
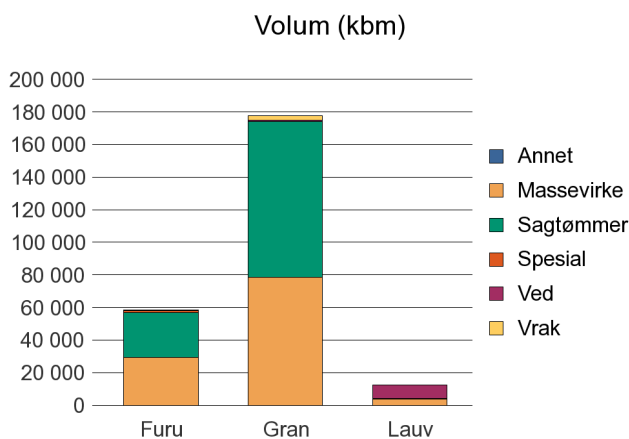
Dataene i rapporten er hentet fra databasen som inneholder virkesdata med tilhørende innbetalinger av skogavgift. Rapporten er laget med Business Objects, som er sluttbrukerverktøyet i Skog-Data sine datavarehus-løsninger. Business Objects er et meget sterkt rapportverktøy som effektivt kan presentere store mengder data.

Rapportene kan lastes ned fra [www.skogdata.no/statistikk](http://www.skogdata.no/statistikk)  
For mer informasjon, kontakt: [igb@skogdata.no](mailto:igb@skogdata.no)

## Vest-Agder

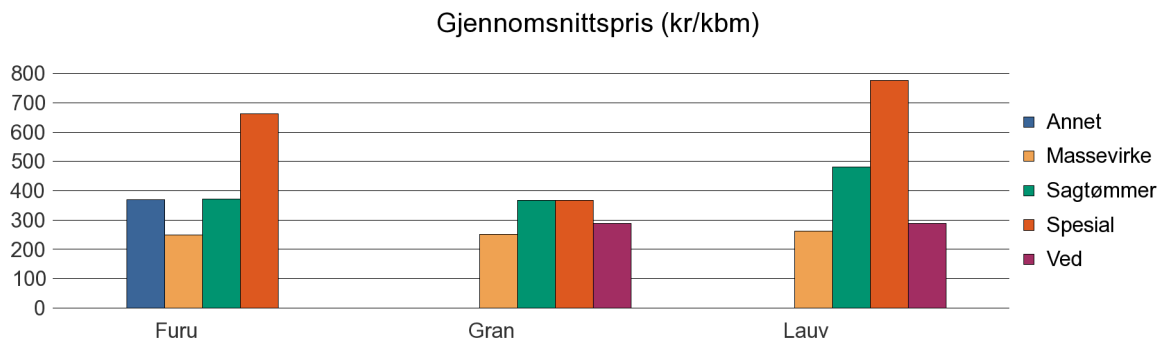
### Volum 2012 (kbm)

	Massevirke	Sagtømmer	Spesial	Ved	Vrak	Sum:
<b>Annet</b>				401		401
<b>Furu</b>	29 277	27 656	1 105		268	58 319
<b>Gran</b>	78 704	95 496	56	511	3 107	177 874
<b>Lauv</b>	3 804	301	7	8 402		12 514
<b>Sum:</b>	<b>111 785</b>	<b>123 453</b>	<b>1 168</b>	<b>9 314</b>	<b>3 375</b>	<b>249 108</b>



### Gjennomsnittspris 2012 (kr/kbm)

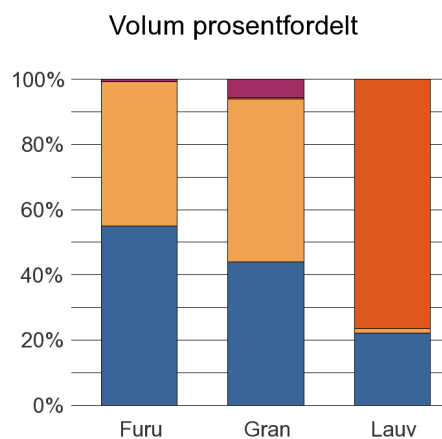
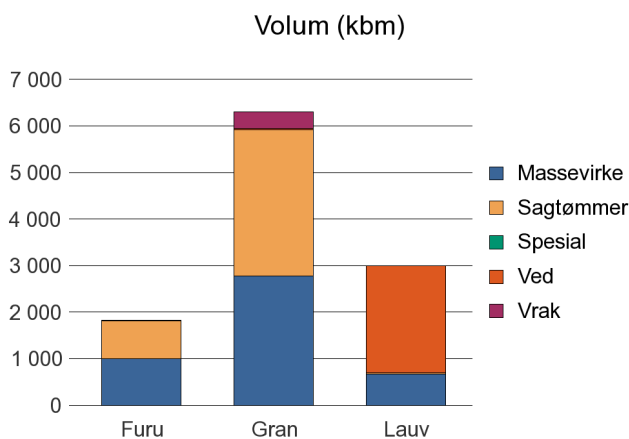
	Gj.snitt	Massevirke	Sagtømmer	Spesial	Ved
<b>Annet</b>	<b>405</b>				405
<b>Furu</b>	<b>315</b>	248	372	663	
<b>Gran</b>	<b>315</b>	252	368	367	289
<b>Lauv</b>	<b>285</b>	261	481	777	289
<b>Snitt:</b>	<b>330</b>	<b>254</b>	<b>407</b>	<b>602</b>	<b>328</b>



## 1001 KRISTIANSAND

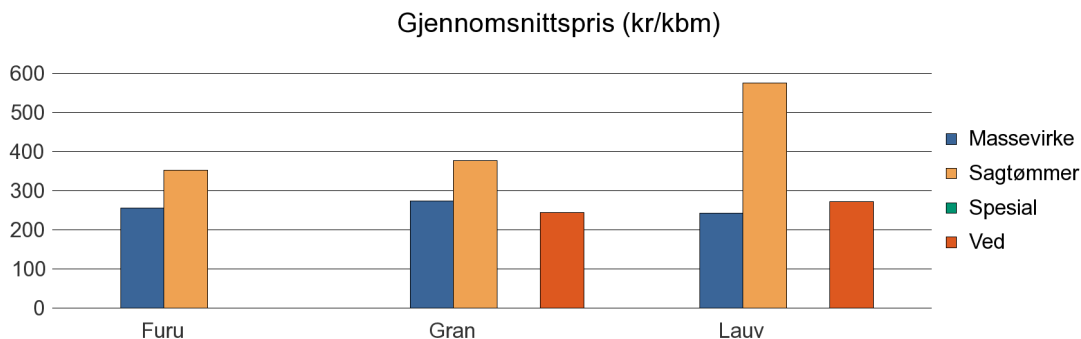
### Volum 2012 (kbm)

	Massevirke	Sagtømmer	Spesial	Ved	Vrak	Sum:
<b>Furu</b>	1 007	812	0		13	<b>1 832</b>
<b>Gran</b>	2 771	3 141		35	350	<b>6 297</b>
<b>Lauv</b>	664	40		2 296		<b>3 000</b>
<b>Sum:</b>	<b>4 442</b>	<b>3 993</b>	<b>0</b>	<b>2 331</b>	<b>363</b>	<b>11 129</b>



### Gjennomsnittspris 2012 (kr/kbm)

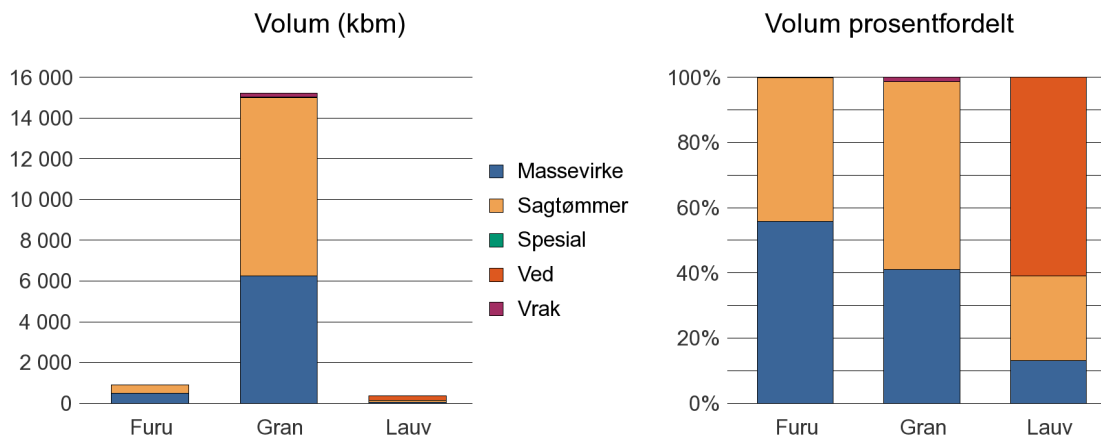
	Gj.snitt	Massevirke	Sagtømmer	Spesial	Ved
<b>Furu</b>	<b>299</b>	255	353	#DIV/0	
<b>Gran</b>	<b>328</b>	273	377		245
<b>Lauv</b>	<b>270</b>	243	576		272
<b>Snitt</b>	<b>299</b>	<b>257</b>	<b>435</b>	<b>#DIV/0</b>	<b>259</b>



## 1002 MANDAL

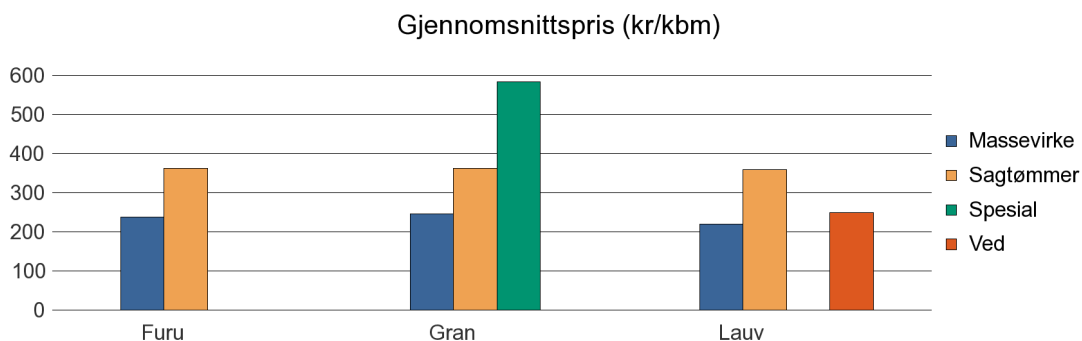
### Volum 2012 (kbm)

	Massevirke	Sagtømmer	Spesial	Ved	Vrak	Sum:
<b>Annet</b>				18		<b>18</b>
<b>Furu</b>	500	394			2	<b>896</b>
<b>Gran</b>	6 242	8 771	11		188	<b>15 212</b>
<b>Lauv</b>	46	91		213		<b>350</b>
<b>Sum:</b>	<b>6 788</b>	<b>9 256</b>	<b>11</b>	<b>231</b>	<b>190</b>	<b>16 476</b>



### Gjennomsnittspris 2012 (kr/kbm)

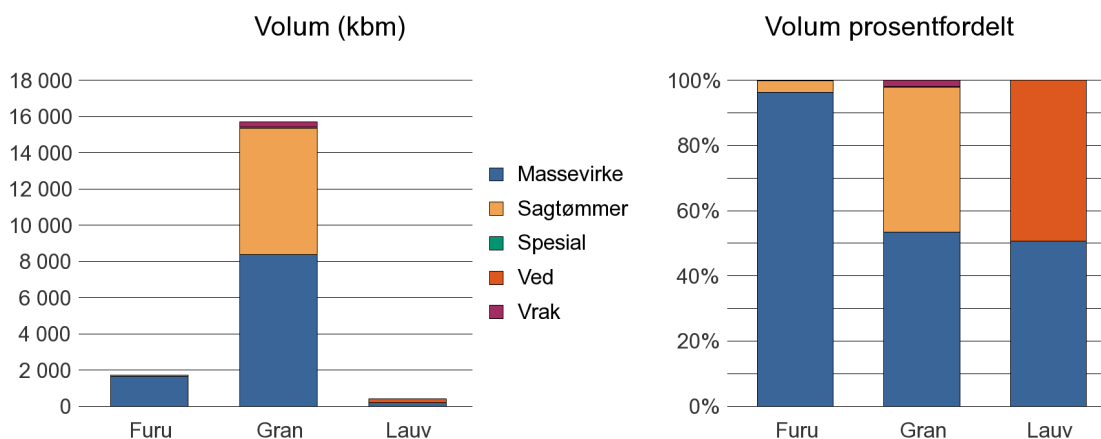
	Gj.snitt	Massevirke	Sagtømmer	Spesial	Ved
<b>Annet</b>	<b>360</b>				360
<b>Furu</b>	<b>292</b>	237	362		
<b>Gran</b>	<b>314</b>	246	363	584	
<b>Lauv</b>	<b>274</b>	220	360		249
<b>Snitt</b>	<b>310</b>	<b>234</b>	<b>361</b>	<b>584</b>	<b>304</b>



## 1003 FARSUND

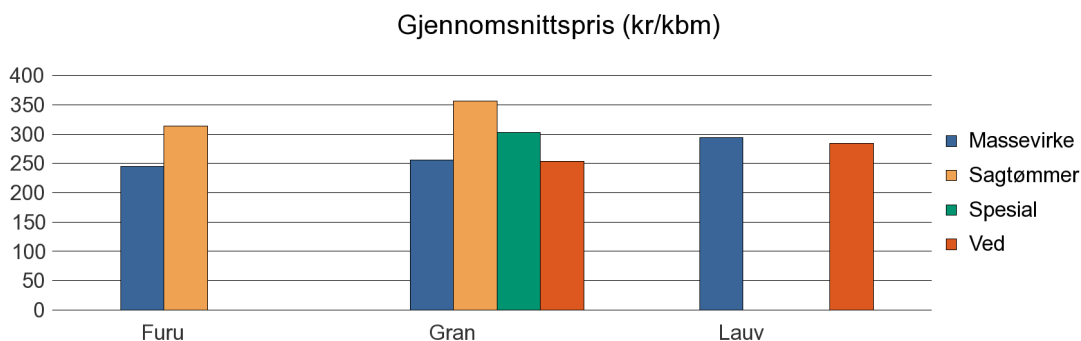
### Volum 2012 (kbm)

	Massevirke	Sagtømmer	Spesial	Ved	Vrak	Sum:
<b>Annet</b>				105		<b>105</b>
<b>Furu</b>	1 668	64			1	<b>1 733</b>
<b>Gran</b>	8 390	6 977	44	4	289	<b>15 704</b>
<b>Lauv</b>	211			206		<b>417</b>
<b>Sum:</b>	<b>10 269</b>	<b>7 041</b>	<b>44</b>	<b>315</b>	<b>290</b>	<b>17 959</b>



### Gjennomsnittspris 2012 (kr/kbm)

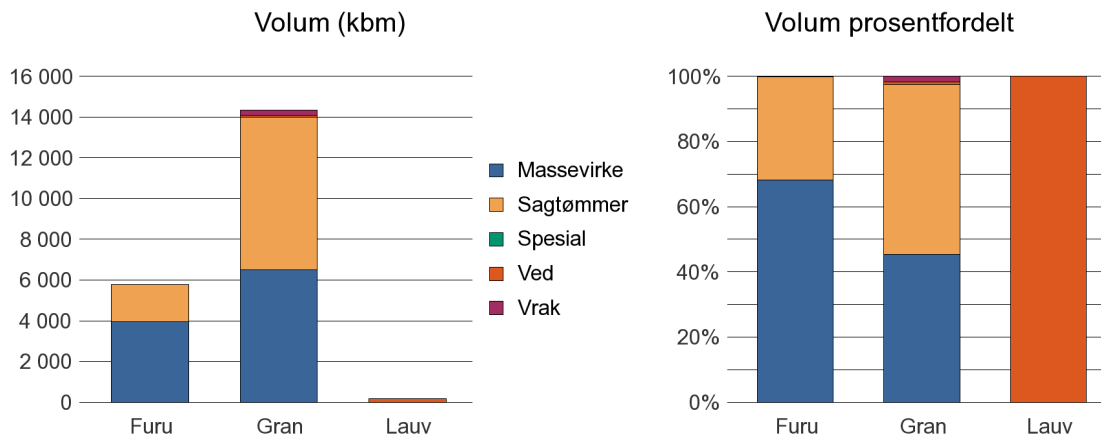
	Gj.snitt	Massevirke	Sagtømmer	Spesial	Ved
<b>Annet</b>	<b>394</b>				394
<b>Furu</b>	<b>248</b>	245	313		
<b>Gran</b>	<b>301</b>	255	356	303	254
<b>Lauv</b>	<b>290</b>	295			285
<b>Snitt</b>	<b>308</b>	<b>265</b>	<b>335</b>	<b>303</b>	<b>311</b>



## 1004 FLEKKEFJORD

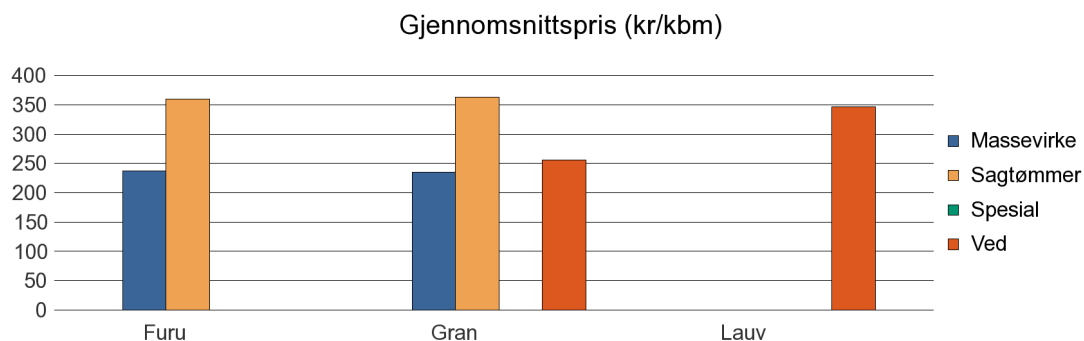
### Volum 2012 (kbm)

	Massevirke	Sagtømmer	Spesial	Ved	Vrak	Sum:
<b>Furu</b>	3 944	1 821	0		12	<b>5 777</b>
<b>Gran</b>	6 499	7 500		100	247	<b>14 346</b>
<b>Lauv</b>				168		<b>168</b>
<b>Sum:</b>	<b>10 443</b>	<b>9 321</b>	<b>0</b>	<b>268</b>	<b>259</b>	<b>20 291</b>



### Gjennomsnittspris 2012 (kr/kbm)

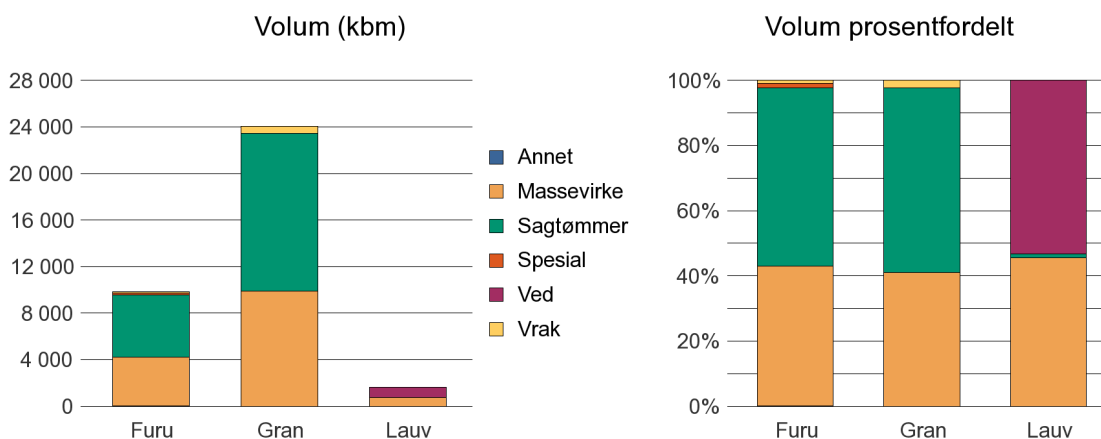
	Gj.snitt	Massevirke	Sagtømmer	Spesial	Ved
<b>Furu</b>	<b>276</b>	238	359	#DIV/0	
<b>Gran</b>	<b>303</b>	236	363		256
<b>Lauv</b>	<b>346</b>				346
<b>Snitt</b>	<b>309</b>	<b>237</b>	<b>361</b>	<b>#DIV/0</b>	<b>301</b>



## 1014 VENNESLA

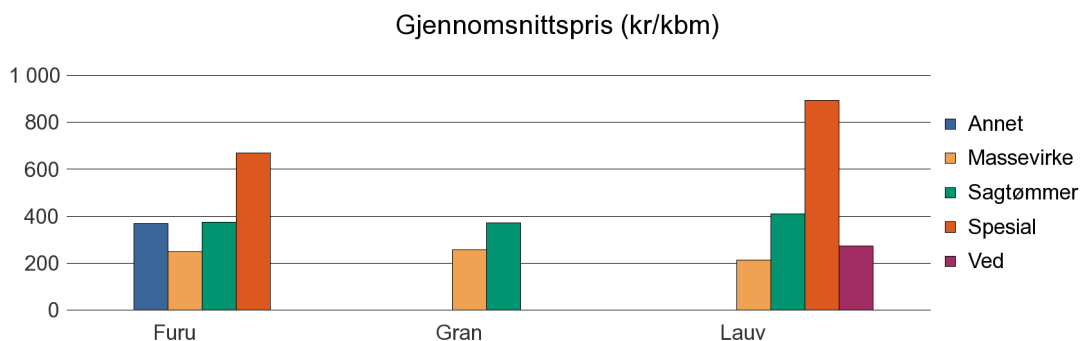
### Volum 2012 (kbm)

	Massevirke	Sagtømmer	Spesial	Ved	Vrak	Sum:
<b>Annet</b>				29		<b>29</b>
<b>Furu</b>	4 207	5 371	134		95	<b>9 820</b>
<b>Gran</b>	9 875	13 594			566	<b>24 035</b>
<b>Lauv</b>	735	19	1	859		<b>1 614</b>
<b>Sum:</b>	<b>14 817</b>	<b>18 984</b>	<b>135</b>	<b>888</b>	<b>661</b>	<b>35 498</b>



### Gjennomsnittspris 2012 (kr/kbm)

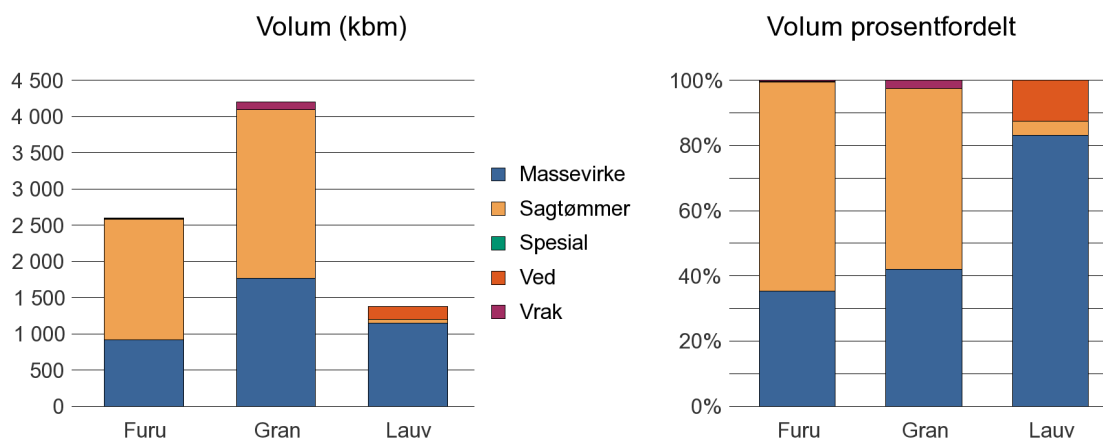
	Gj.snitt	Massevirke	Sagtømmer	Spesial	Ved
<b>Annet</b>	<b>621</b>				621
<b>Furu</b>	<b>324</b>	249	374	671	
<b>Gran</b>	<b>323</b>	256	372		
<b>Lauv</b>	<b>248</b>	213	410	893	274
<b>Snitt</b>	<b>379</b>	<b>239</b>	<b>386</b>	<b>782</b>	<b>447</b>



## 1017 SONGDALEN

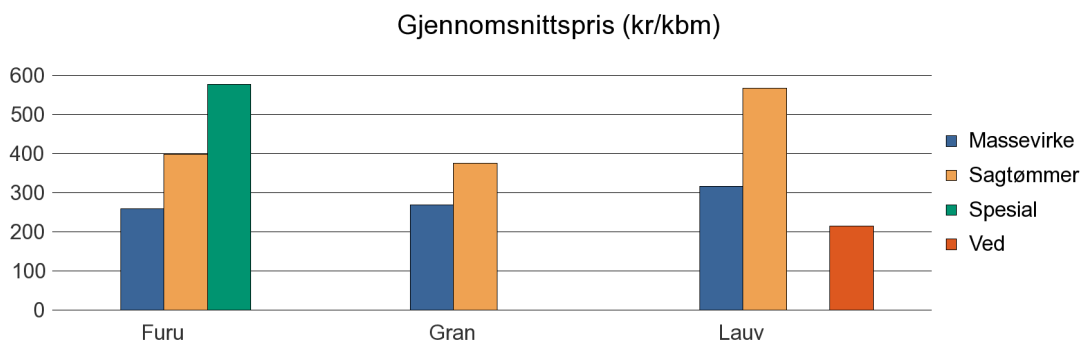
### Volum 2012 (kbm)

	Massevirke	Sagtømmer	Spesial	Ved	Vrak	Sum:
<b>Annet</b>				46		<b>46</b>
<b>Furu</b>	916	1 668	6		8	<b>2 598</b>
<b>Gran</b>	1 769	2 328			108	<b>4 205</b>
<b>Lauv</b>	1 144	60		171		<b>1 375</b>
<b>Sum:</b>	<b>3 829</b>	<b>4 056</b>	<b>6</b>	<b>217</b>	<b>116</b>	<b>8 224</b>



### Gjennomsnittspris 2012 (kr/kbm)

	Gj.snitt	Massevirke	Sagtømmer	Spesial	Ved
<b>Annet</b>	<b>307</b>				307
<b>Furu</b>	<b>350</b>	259	399	577	
<b>Gran</b>	<b>330</b>	268	376		
<b>Lauv</b>	<b>315</b>	316	568		215
<b>Snitt</b>	<b>325</b>	<b>281</b>	<b>448</b>	<b>577</b>	<b>261</b>

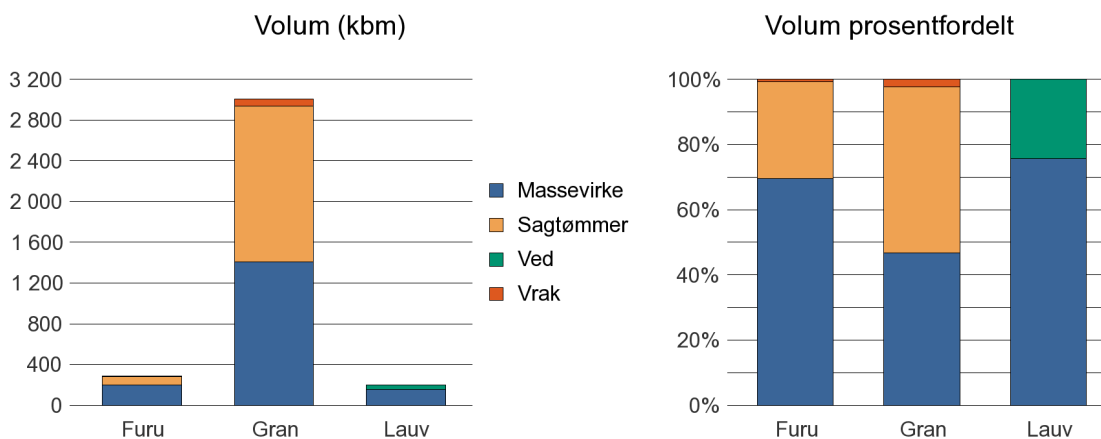




# 1018 SØGNE

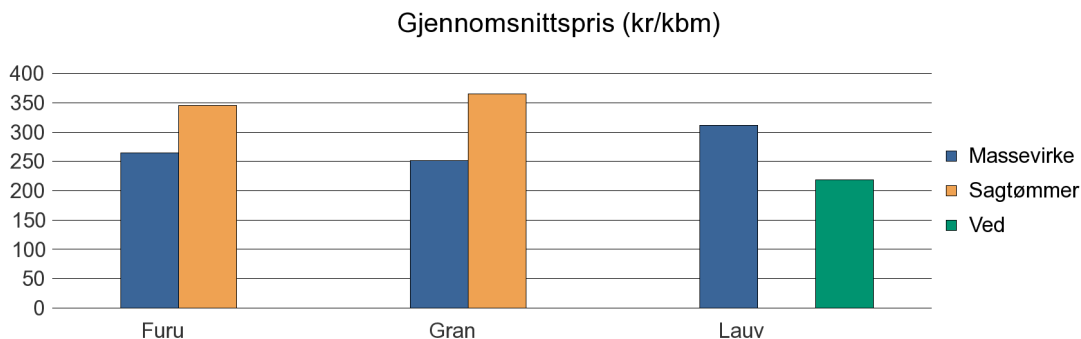
## Volum 2012 (kbm)

	Massevirke	Sagtømmer	Spesial	Ved	Vrak	Sum:
<b>Furu</b>	198	85			2	<b>285</b>
<b>Gran</b>	1 405	1 532			68	<b>3 005</b>
<b>Lauv</b>	152			49		<b>201</b>
<b>Sum:</b>	<b>1 755</b>	<b>1 617</b>		<b>49</b>	<b>70</b>	<b>3 491</b>



## Gjennomsnittspris 2012 (kr/kbm)

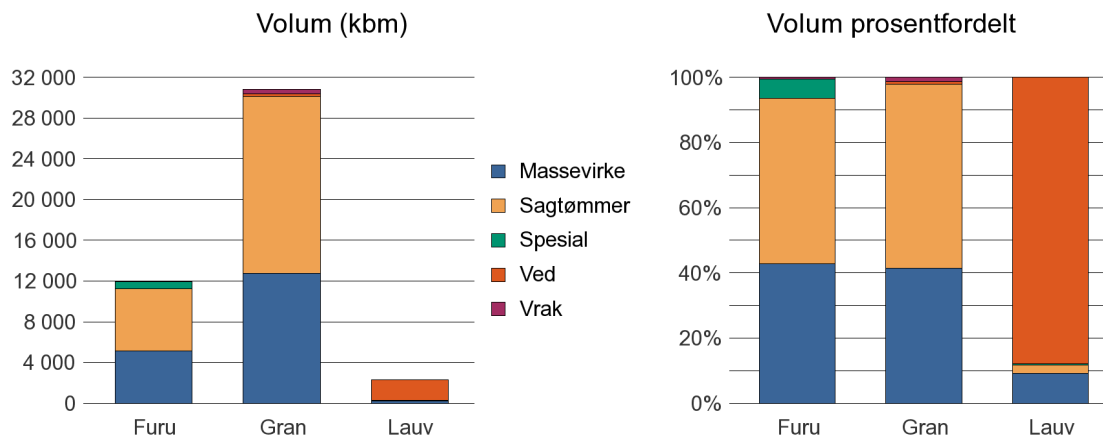
	Gj.snitt	Massevirke	Sagtømmer	Spesial	Ved
<b>Furu</b>	<b>289</b>	265	345		
<b>Gran</b>	<b>311</b>	251	365		
<b>Lauv</b>	<b>289</b>	312			218
<b>Snitt</b>	<b>296</b>	<b>276</b>	<b>355</b>		<b>218</b>



## 1021 MARNARDAL

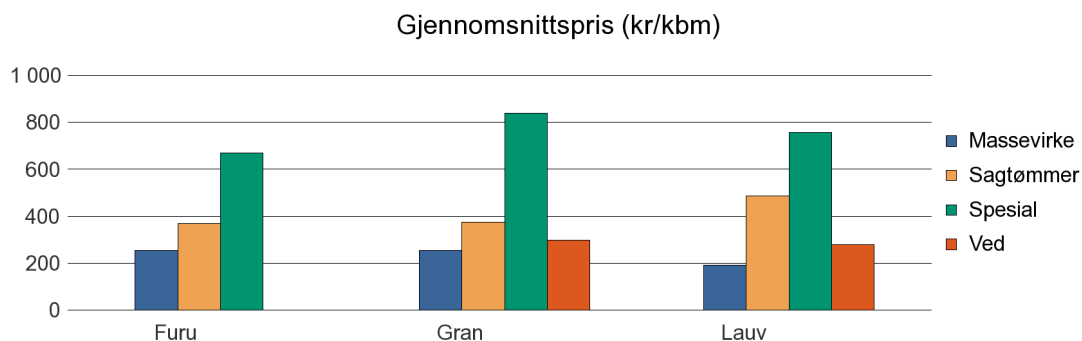
### Volum 2012 (kbm)

	Massevirke	Sagtømmer	Spesial	Ved	Vrak	Sum:
<b>Annet</b>				57		<b>57</b>
<b>Furu</b>	5 152	6 102	695		67	<b>12 016</b>
<b>Gran</b>	12 775	17 384	1	217	429	<b>30 806</b>
<b>Lauv</b>	211	61	6	2 026		<b>2 304</b>
<b>Sum:</b>	<b>18 138</b>	<b>23 547</b>	<b>702</b>	<b>2 300</b>	<b>496</b>	<b>45 183</b>



### Gjennomsnittspris 2012 (kr/kbm)

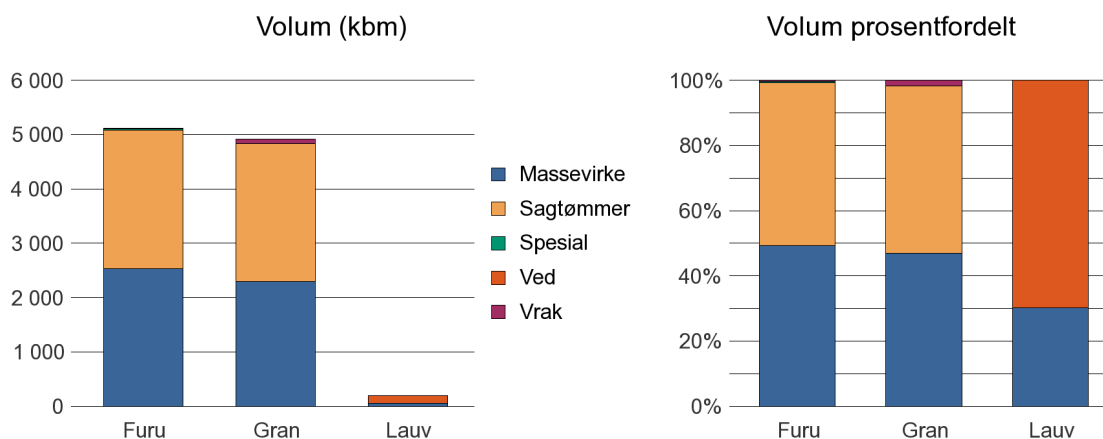
	Gj.snitt	Massevirke	Sagtømmer	Spesial	Ved
<b>Annet</b>	<b>412</b>				412
<b>Furu</b>	<b>337</b>	253	370	670	
<b>Gran</b>	<b>322</b>	253	373	840	298
<b>Lauv</b>	<b>278</b>	190	486	758	280
<b>Snitt</b>	<b>337</b>	<b>232</b>	<b>410</b>	<b>756</b>	<b>330</b>



# 1026 ÅSERAL

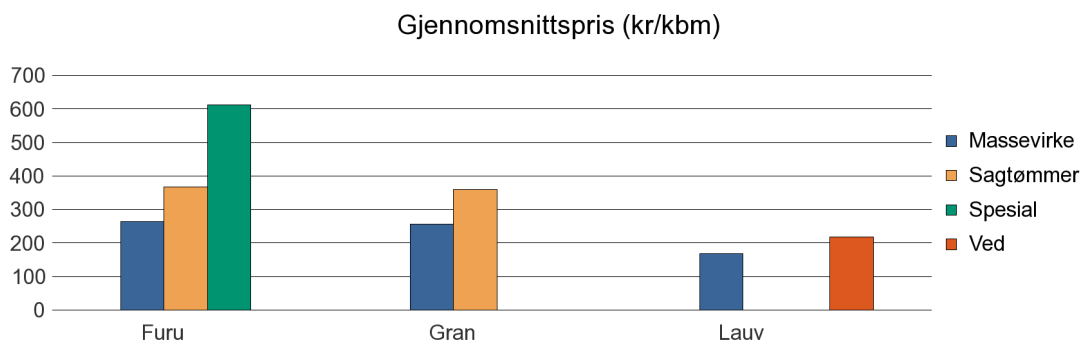
## Volum 2012 (kbm)

	Massevirke	Sagtømmer	Spesial	Ved	Vrak	Sum:
<b>Annet</b>				38		<b>38</b>
<b>Furu</b>	2 529	2 557	22		13	<b>5 121</b>
<b>Gran</b>	2 303	2 528			82	<b>4 913</b>
<b>Lauv</b>	60			139		<b>199</b>
<b>Sum:</b>	<b>4 892</b>	<b>5 085</b>	<b>22</b>	<b>177</b>	<b>95</b>	<b>10 271</b>



## Gjennomsnittspris 2012 (kr/kbm)

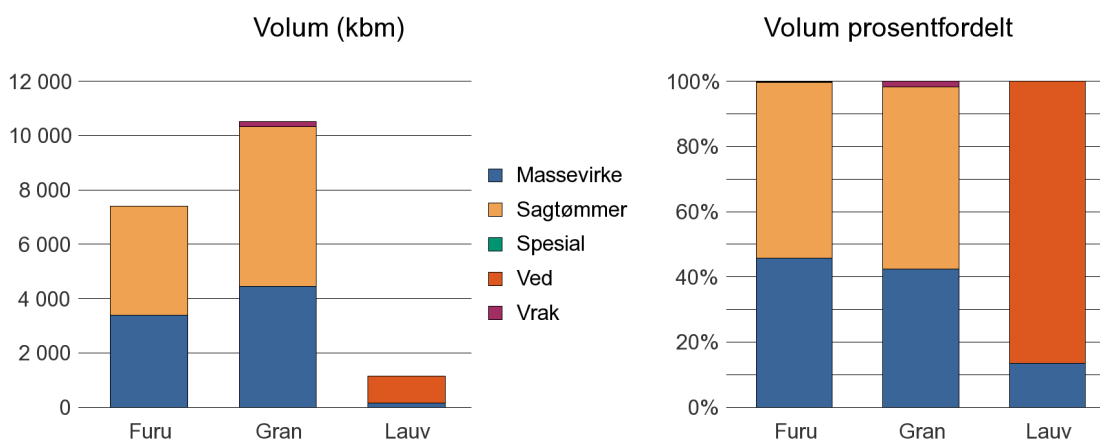
	Gj.snitt	Massevirke	Sagtømmer	Spesial	Ved
<b>Annet</b>	<b>407</b>				407
<b>Furu</b>	<b>317</b>	263	367	612	
<b>Gran</b>	<b>311</b>	256	360		
<b>Lauv</b>	<b>202</b>	169			217
<b>Snitt</b>	<b>309</b>	<b>229</b>	<b>364</b>	<b>612</b>	<b>312</b>



## 1027 AUDNEDAL

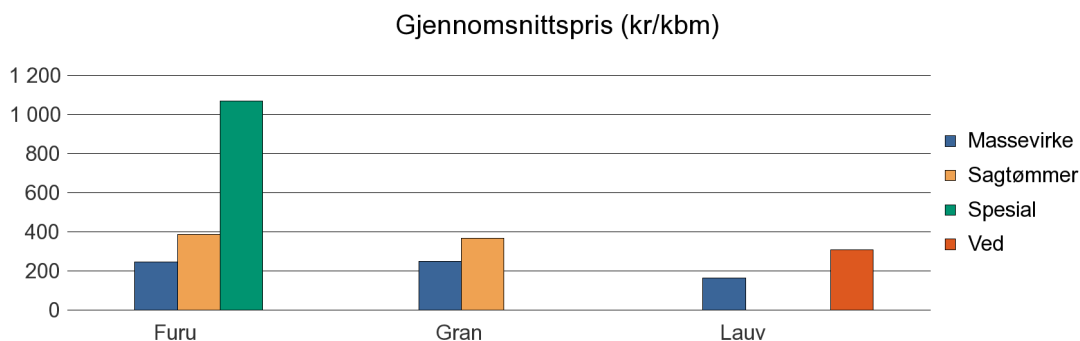
### Volum 2012 (kbm)

	Massevirke	Sagtømmer	Spesial	Ved	Vrak	Sum:
<b>Furu</b>	3 384	4 009	1		16	<b>7 410</b>
<b>Gran</b>	4 462	5 876			189	<b>10 527</b>
<b>Lauv</b>	154			989		<b>1 143</b>
<b>Sum:</b>	<b>8 000</b>	<b>9 885</b>	<b>1</b>	<b>989</b>	<b>205</b>	<b>19 080</b>



### Gjennomsnittspris 2012 (kr/kbm)

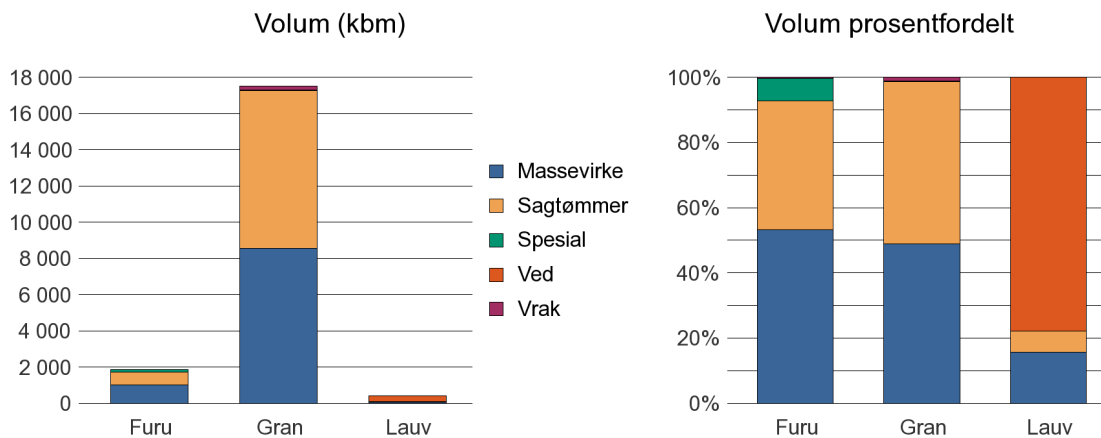
	Gj.snitt	Massevirke	Sagtømmer	Spesial	Ved
<b>Furu</b>	<b>321</b>	244	385	1 070	
<b>Gran</b>	<b>316</b>	248	368		
<b>Lauv</b>	<b>290</b>	165			310
<b>Snitt</b>	<b>309</b>	<b>219</b>	<b>376</b>	<b>1 070</b>	<b>310</b>



## 1029 LINDESNES

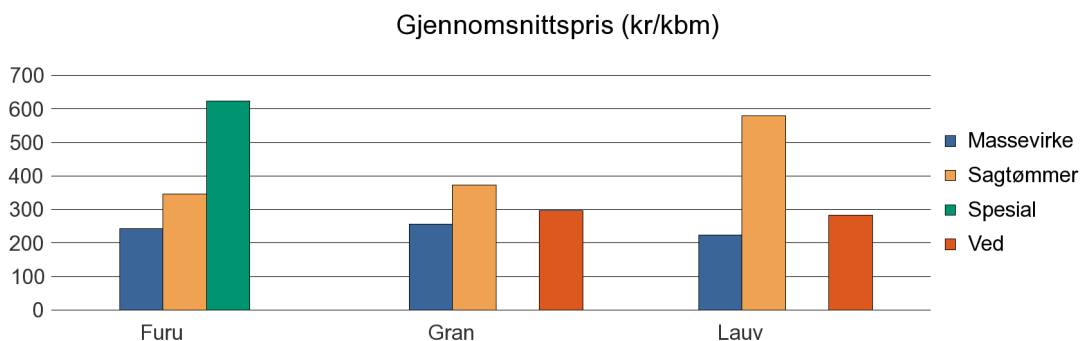
### Volum 2012 (kbm)

	Massevirke	Sagtømmer	Spesial	Ved	Vrak	Sum:
<b>Annet</b>				43		<b>43</b>
<b>Furu</b>	996	739	128		6	<b>1 869</b>
<b>Gran</b>	8 543	8 713		53	190	<b>17 499</b>
<b>Lauv</b>	64	27		319		<b>410</b>
<b>Sum:</b>	<b>9 603</b>	<b>9 479</b>	<b>128</b>	<b>415</b>	<b>196</b>	<b>19 821</b>



### Gjennomsnittspris 2012 (kr/kbm)

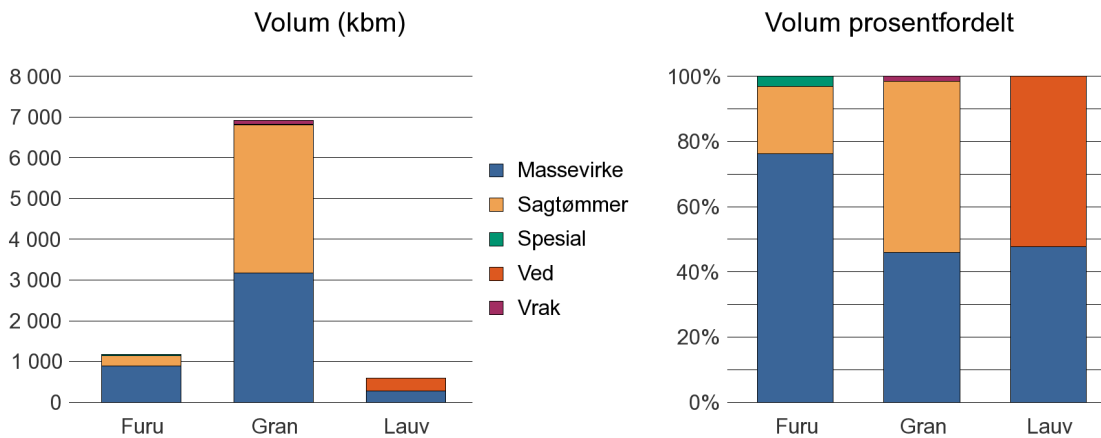
	Gj.snitt	Massevirke	Sagtømmer	Spesial	Ved
<b>Annet</b>	<b>434</b>				434
<b>Furu</b>	<b>310</b>	242	346	624	
<b>Gran</b>	<b>315</b>	257	373		297
<b>Lauv</b>	<b>294</b>	224	580		283
<b>Snitt</b>	<b>338</b>	<b>241</b>	<b>433</b>	<b>624</b>	<b>338</b>



## 1032 LYNGDAL

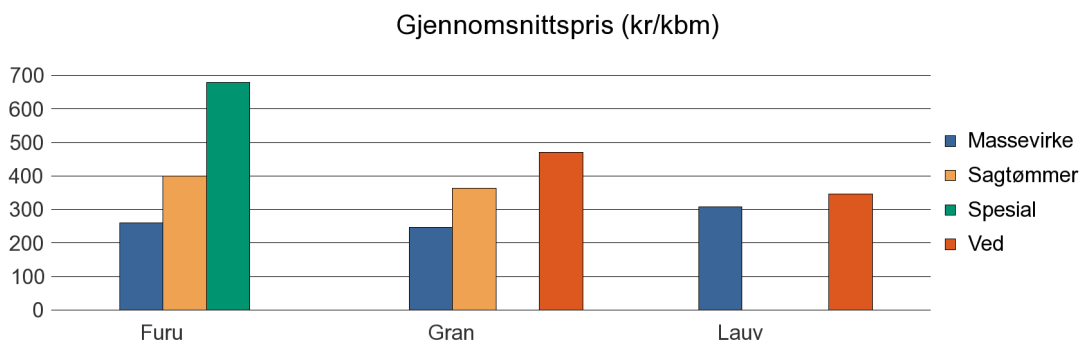
### Volum 2012 (kbm)

	Massevirke	Sagtømmer	Spesial	Ved	Vrak	Sum:
<b>Furu</b>	895	243	37			<b>1 175</b>
<b>Gran</b>	3 178	3 638		2	102	<b>6 920</b>
<b>Lauv</b>	284			310		<b>594</b>
<b>Sum:</b>	<b>4 357</b>	<b>3 881</b>	<b>37</b>	<b>312</b>	<b>102</b>	<b>8 689</b>



### Gjennomsnittspris 2012 (kr/kbm)

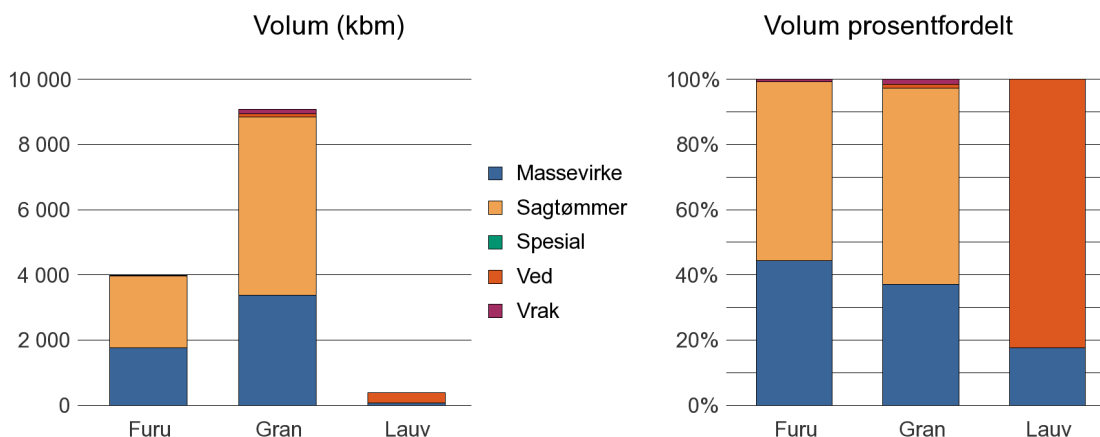
	Gj.snitt	Massevirke	Sagtømmer	Spesial	Ved
<b>Furu</b>	<b>302</b>	260	399	680	
<b>Gran</b>	<b>310</b>	247	364		470
<b>Lauv</b>	<b>328</b>	309			345
<b>Snitt</b>	<b>313</b>	<b>272</b>	<b>381</b>	<b>680</b>	<b>408</b>



## 1034 HÆGEBOSTAD

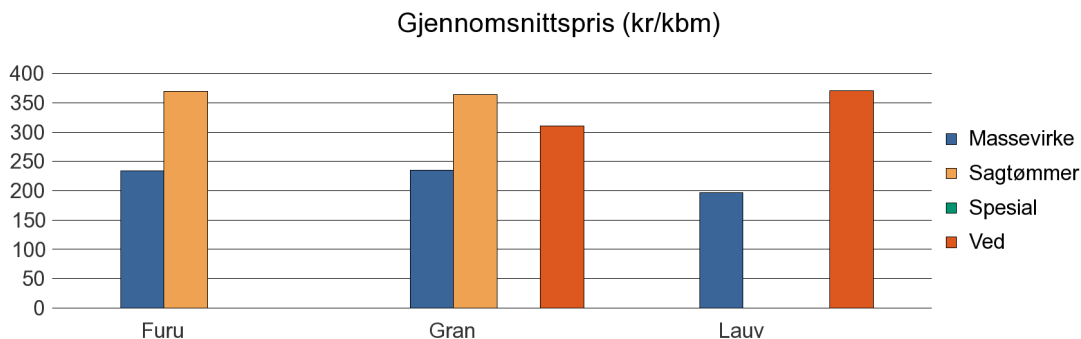
### Volum 2012 (kbm)

	Massevirke	Sagtømmer	Spesial	Ved	Vrak	Sum:
<b>Furu</b>	1 770	2 194	0		27	<b>3 991</b>
<b>Gran</b>	3 378	5 466		100	140	<b>9 084</b>
<b>Lauv</b>	69			324		<b>393</b>
<b>Sum:</b>	<b>5 217</b>	<b>7 660</b>	<b>0</b>	<b>424</b>	<b>167</b>	<b>13 468</b>



### Gjennomsnittspris 2012 (kr/kbm)

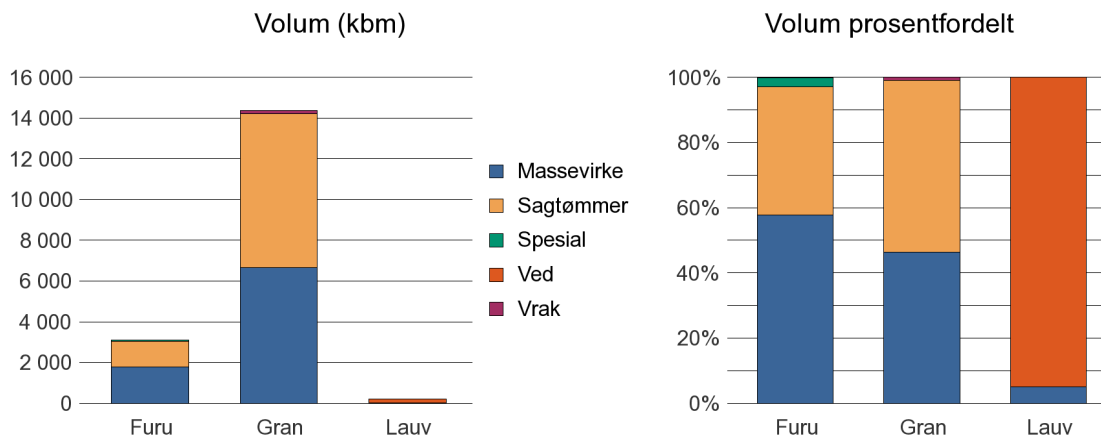
	Gj.snitt	Massevirke	Sagtømmer	Spesial	Ved
<b>Furu</b>	<b>309</b>	234	369	#DIV/0	
<b>Gran</b>	<b>315</b>	235	364		310
<b>Lauv</b>	<b>340</b>	197			371
<b>Snitt</b>	<b>321</b>	<b>222</b>	<b>367</b>	<b>#DIV/0</b>	<b>340</b>



## 1037 KVINESDAL

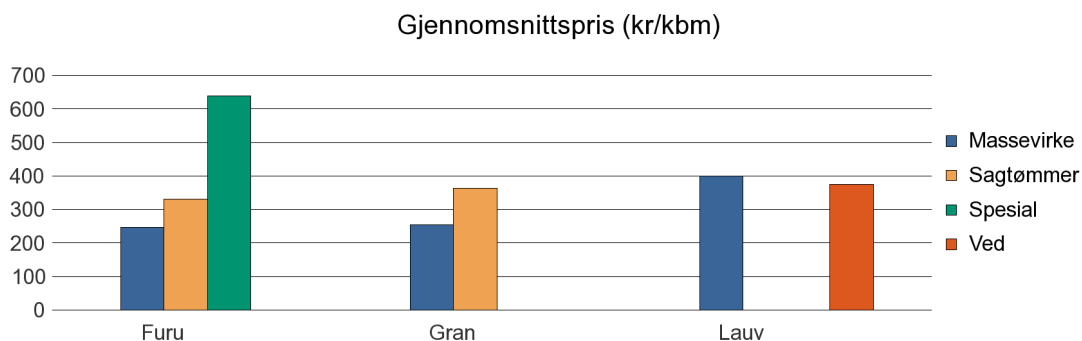
### Volum 2012 (kbm)

	Massevirke	Sagtømmer	Spesial	Ved	Vrak	Sum:
<b>Annet</b>				65		<b>65</b>
<b>Furu</b>	1 796	1 231	82		5	<b>3 114</b>
<b>Gran</b>	6 665	7 553			141	<b>14 359</b>
<b>Lauv</b>	10			189		<b>199</b>
<b>Sum:</b>	<b>8 471</b>	<b>8 784</b>	<b>82</b>	<b>254</b>	<b>146</b>	<b>17 737</b>



### Gjennomsnittspris 2012 (kr/kbm)

	Gj.snitt	Massevirke	Sagtømmer	Spesial	Ved
<b>Annet</b>	<b>385</b>				385
<b>Furu</b>	<b>290</b>	246	330	640	
<b>Gran</b>	<b>313</b>	255	364		
<b>Lauv</b>	<b>375</b>	400			374
<b>Snitt</b>	<b>341</b>	<b>300</b>	<b>347</b>	<b>640</b>	<b>379</b>

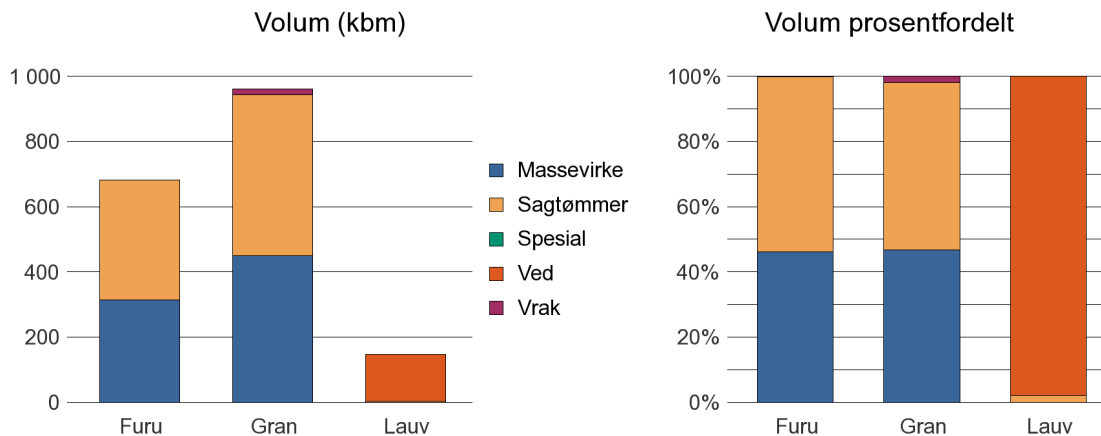




## 1046 SIRDAL

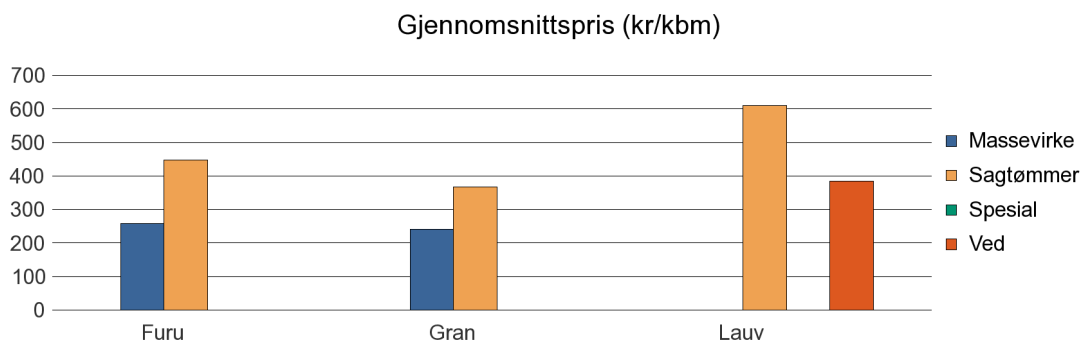
### Volum 2012 (kbm)

	Massevirke	Sagtømmer	Spesial	Ved	Vrak	Sum:
<b>Furu</b>	315	366	0		1	<b>682</b>
<b>Gran</b>	449	495			18	<b>962</b>
<b>Lauv</b>		3		144		<b>147</b>
<b>Sum:</b>	<b>764</b>	<b>864</b>	<b>0</b>	<b>144</b>	<b>19</b>	<b>1 791</b>



### Gjennomsnittspris 2012 (kr/kbm)

	Gj.snitt	Massevirke	Sagtømmer	Spesial	Ved
<b>Furu</b>	<b>360</b>	258	447	#DIV/0	
<b>Gran</b>	<b>307</b>	241	367		
<b>Lauv</b>	<b>388</b>		610		384
<b>Snitt</b>	<b>352</b>	<b>250</b>	<b>475</b>	<b>#DIV/0</b>	<b>384</b>



## Vest-Agder

### Juletrær (antall og gjennomsnittspris) 2012

	Virkeskategori	Kommune/ Fylke	antall	kr/antall
Juletrær	6191	AUDNEDAL	2 689	152
		FARSUND	1 200	74
		FLEKKEFJORD	1 600	150
		LINDESNES	220	96
		MARNARDAL	1 030	125
		SONGDALEN	500	90
		<b>Sum juletrær:</b>	<b>7 239</b>	

### Pyntegrønt (kg og gjennomsnittspris) 2012

	Virkeskategori	Kommune/ Fylke	kg	kr/kg
Pyntegrønt	6192	FLEKKEFJORD	1 000	12
		LINDESNES	4 650	9
		MANDAL	7 600	9
		<b>Sum pyntegrønt:</b>	<b>13 250</b>	