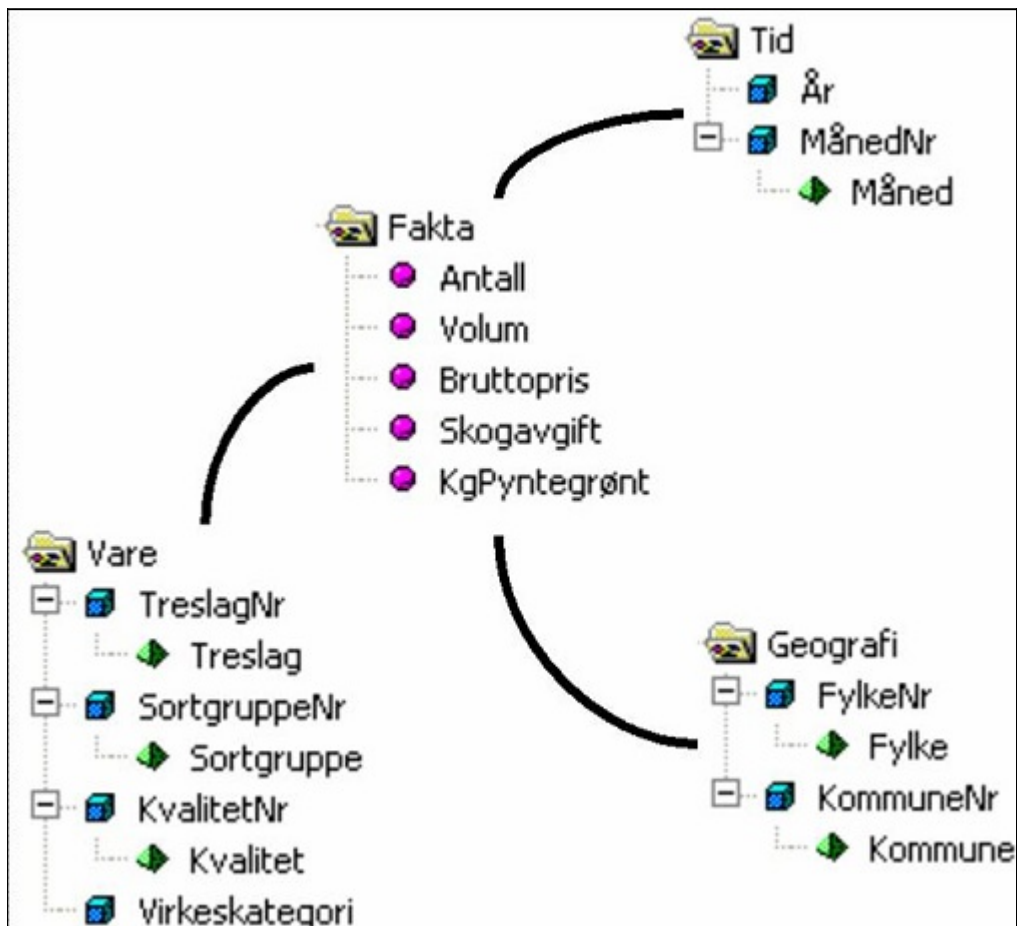


Virkestatistikk fra  
**SKOG-DATA AS**

**Aust-Agder m/kommuner**



Dataene i rapporten er hentet fra databasen som inneholder virkesdata med tilhørende innbetalinger av skogavgift. Rapporten er laget med Business Objects, som er sluttbrukerverktøyet i Skog-Data sine datavarehus-løsninger. Business Objects er et meget sterkt rapportverktøy som effektivt kan presentere store mengder data.

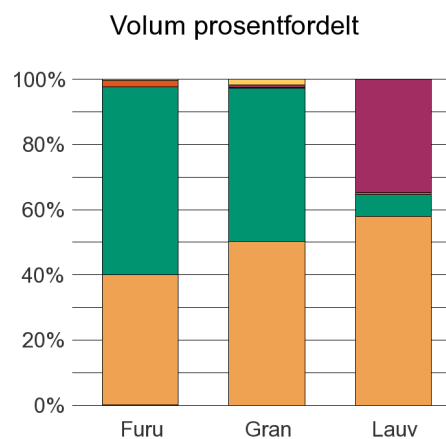
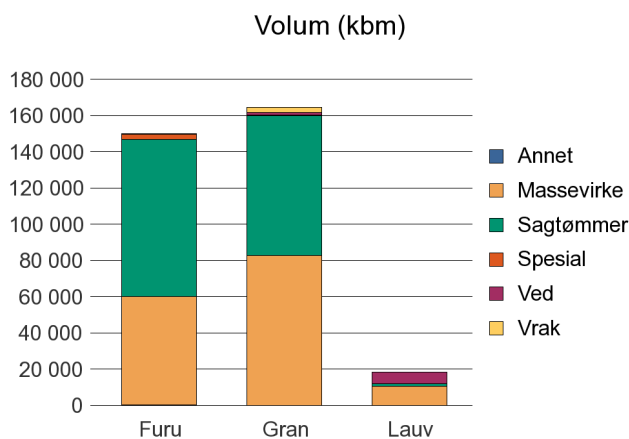
Rapportene kan lastes ned fra [www.skogdata.no/statistikk](http://www.skogdata.no/statistikk)

For mer informasjon, kontakt: [igb@skogdata.no](mailto:igb@skogdata.no)

## Aust-Agder

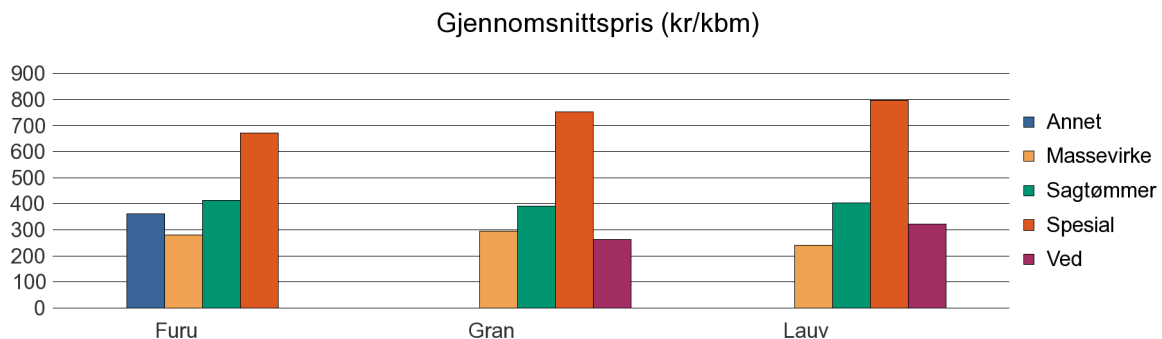
### Volum 2011 (kbm)

	Massevirke	Sagtømmer	Spesial	Ved	Vrak	Sum:
<b>Annet</b>				1 405		1 405
<b>Furu</b>	59 984	86 632	2 840		605	150 160
<b>Gran</b>	82 797	77 292	203	1 468	2 714	164 474
<b>Lauv</b>	10 605	1 238	110	6 338	5	18 296
<b>Sum:</b>	<b>153 386</b>	<b>165 162</b>	<b>3 153</b>	<b>9 211</b>	<b>3 324</b>	<b>334 335</b>



### Gjennomsnittspris 2011 (kr/kbm)

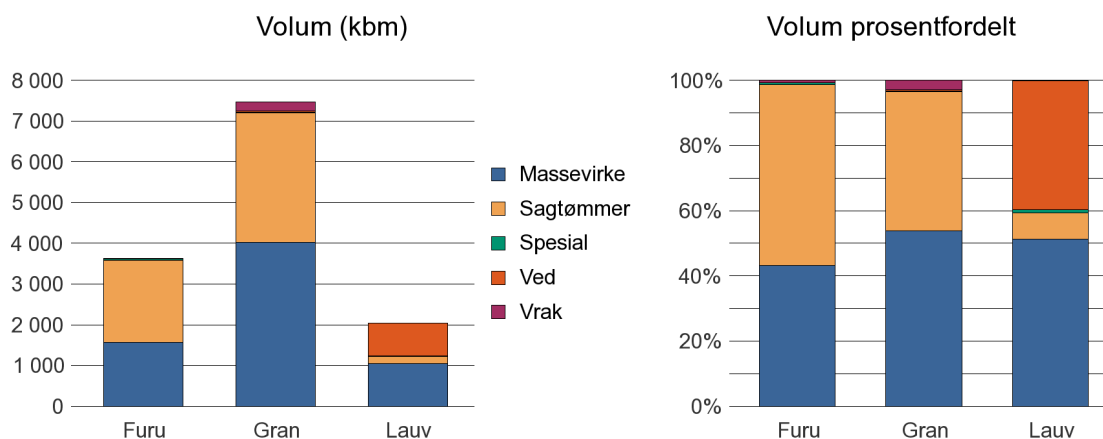
	Massevirke	Sagtømmer	Spesial	Ved
<b>Annet</b>				289
<b>Furu</b>	279	414	671	
<b>Gran</b>	296	392	752	262
<b>Lauv</b>	240	403	796	321
<b>Average:</b>	<b>272</b>	<b>403</b>	<b>740</b>	<b>290</b>



## 0901 RISØR

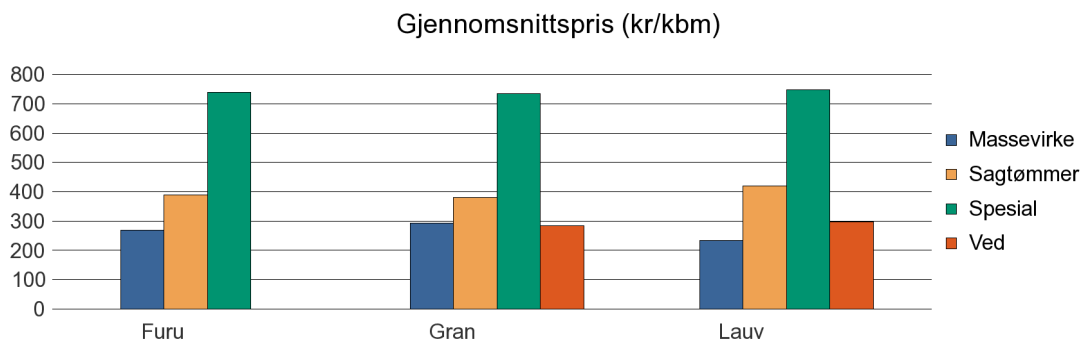
### Volum 2011 (kbm)

	Massevirke	Sagtømmer	Spesial	Ved	Vrak	Sum:
<b>Annet</b>				30		<b>30</b>
<b>Furu</b>	1 571	2 015	23		27	<b>3 636</b>
<b>Gran</b>	4 023	3 181	17	31	213	<b>7 465</b>
<b>Lauv</b>	1 048	167	21	809	1	<b>2 046</b>
<b>Sum:</b>	<b>6 642</b>	<b>5 363</b>	<b>61</b>	<b>870</b>	<b>241</b>	<b>13 177</b>



### Gjennomsnittspris 2011 (kr/kbm)

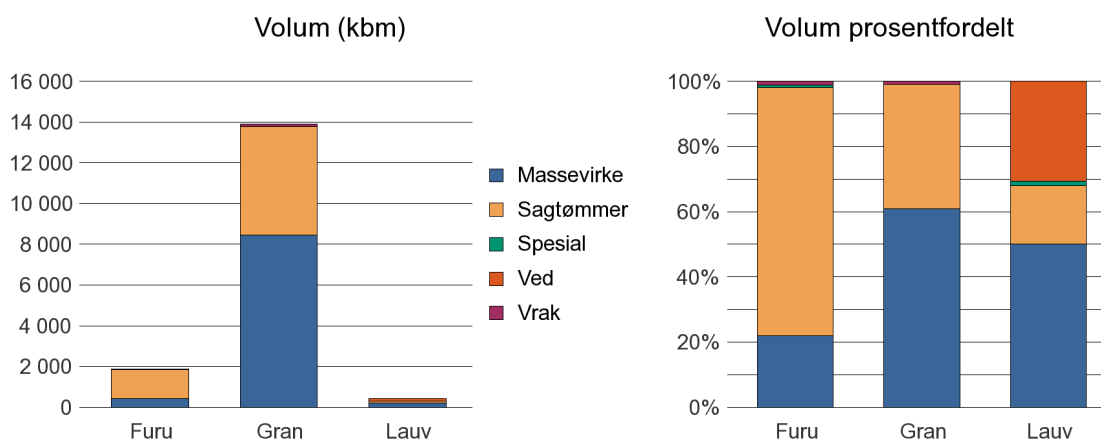
	Massevirke	Sagtømmer	Spesial	Ved
<b>Annet</b>				300
<b>Furu</b>	268	390	739	
<b>Gran</b>	293	380	734	284
<b>Lauv</b>	233	420	749	298
<b>Snitt</b>	<b>265</b>	<b>397</b>	<b>741</b>	<b>294</b>



## 0904 GRIMSTAD

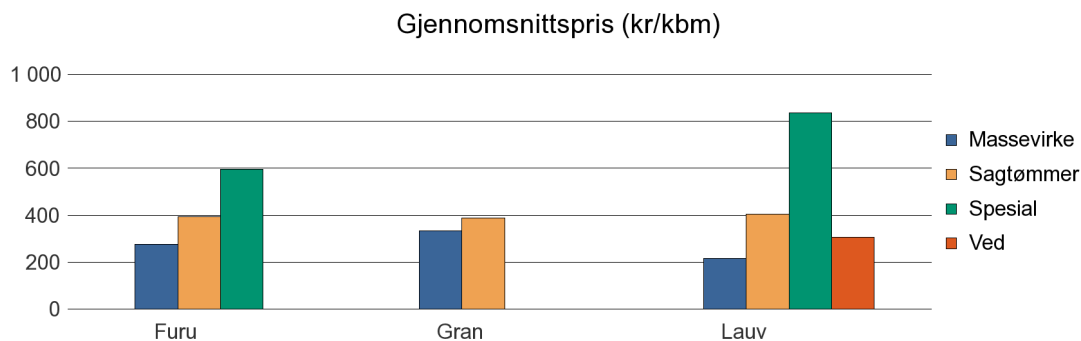
### Volum 2011 (kbm)

	Massevirke	Sagtømmer	Spesial	Ved	Vrak	Sum:
<b>Furu</b>	414	1 433	13		21	<b>1 881</b>
<b>Gran</b>	8 468	5 307			131	<b>13 906</b>
<b>Lauv</b>	214	76	6	131		<b>427</b>
<b>Sum:</b>	<b>9 096</b>	<b>6 816</b>	<b>19</b>	<b>131</b>	<b>152</b>	<b>16 214</b>



### Gjennomsnittspris 2011 (kr/kbm)

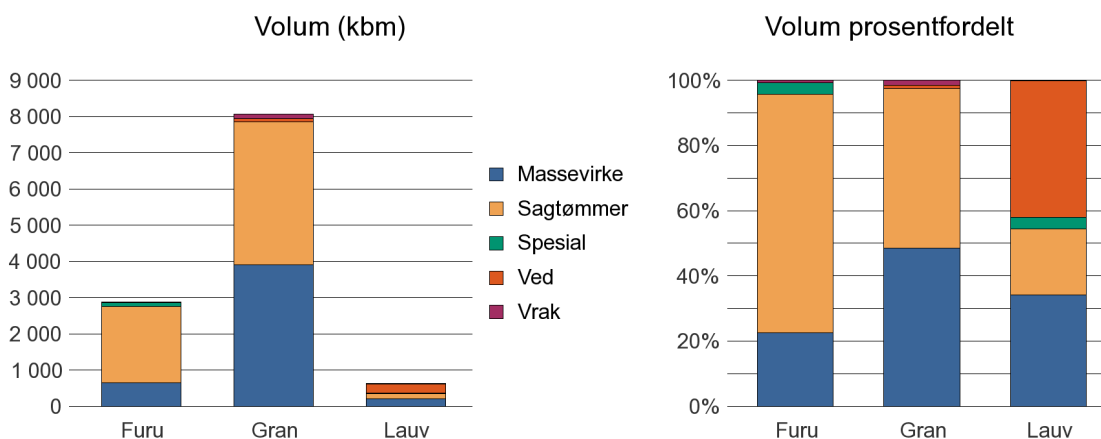
	Massevirke	Sagtømmer	Spesial	Ved
<b>Furu</b>	277	392	596	
<b>Gran</b>	334	387		
<b>Lauv</b>	214	403	836	305
<b>Snitt</b>	<b>275</b>	<b>394</b>	<b>716</b>	<b>305</b>



## 0906 ARENDAL

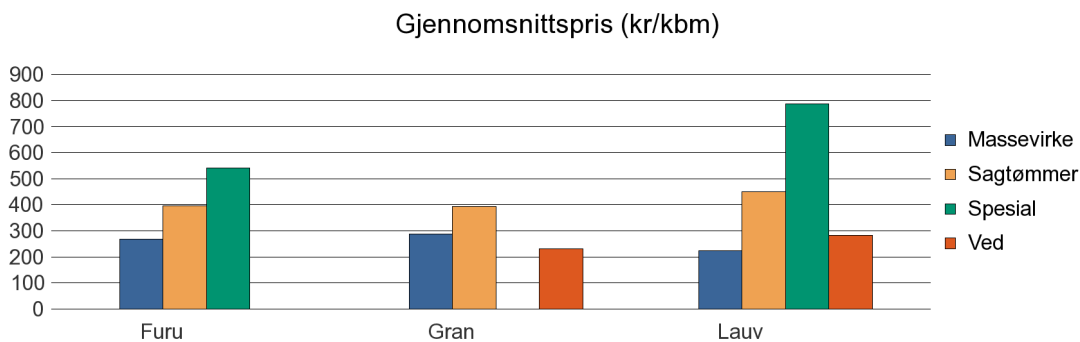
### Volum 2011 (kbm)

	Massevirke	Sagtømmer	Spesial	Ved	Vrak	Sum:
<b>Annet</b>				40		<b>40</b>
<b>Furu</b>	651	2 104	103		22	<b>2 880</b>
<b>Gran</b>	3 913	3 949		87	117	<b>8 066</b>
<b>Lauv</b>	212	127	21	261	1	<b>622</b>
<b>Sum:</b>	<b>4 776</b>	<b>6 180</b>	<b>124</b>	<b>388</b>	<b>140</b>	<b>11 608</b>



### Gjennomsnittspris 2011 (kr/kbm)

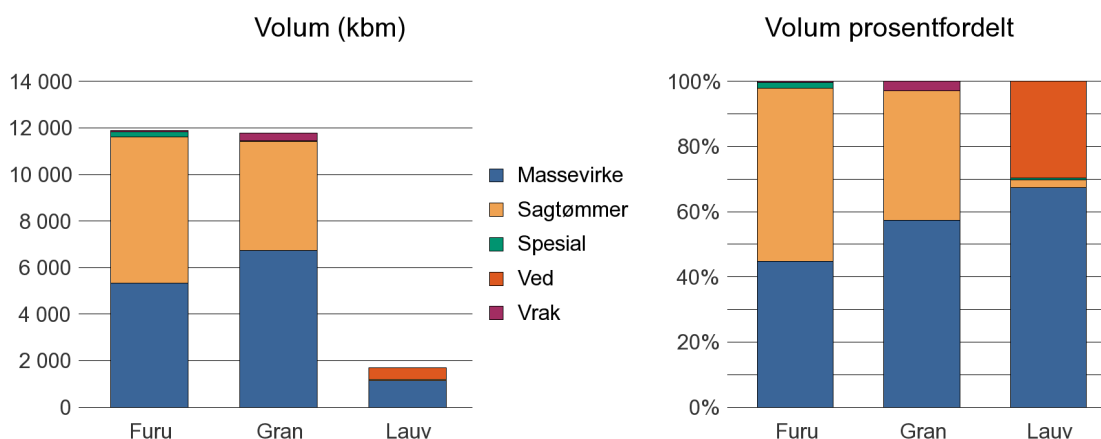
	Massevirke	Sagtømmer	Spesial	Ved
<b>Annet</b>				150
<b>Furu</b>	268	395	542	
<b>Gran</b>	287	394		231
<b>Lauv</b>	223	450	787	282
<b>Snitt</b>	<b>259</b>	<b>413</b>	<b>665</b>	<b>221</b>



## 0911 GJERSTAD

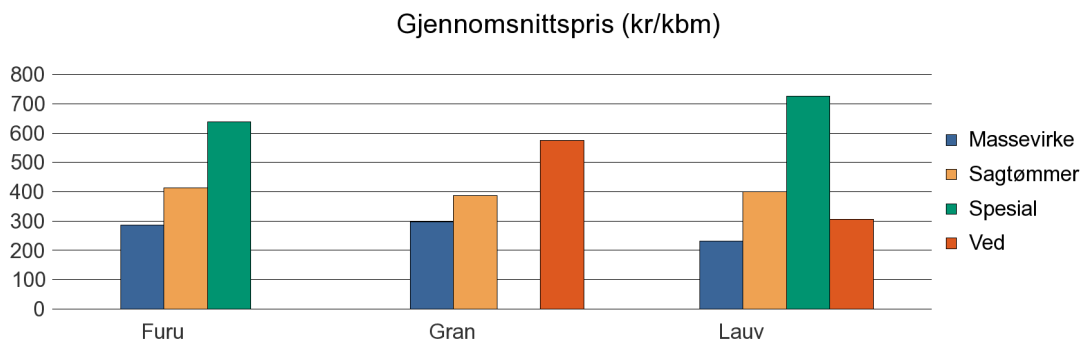
### Volum 2011 (kbm)

	Massevirke	Sagtømmer	Spesial	Ved	Vrak	Sum:
<b>Furu</b>	5 325	6 299	210		43	<b>11 877</b>
<b>Gran</b>	6 741	4 691		7	330	<b>11 769</b>
<b>Lauv</b>	1 151	43	10	506	0	<b>1 710</b>
<b>Sum:</b>	<b>13 217</b>	<b>11 033</b>	<b>220</b>	<b>513</b>	<b>373</b>	<b>25 356</b>



### Gjennomsnittspris 2011 (kr/kbm)

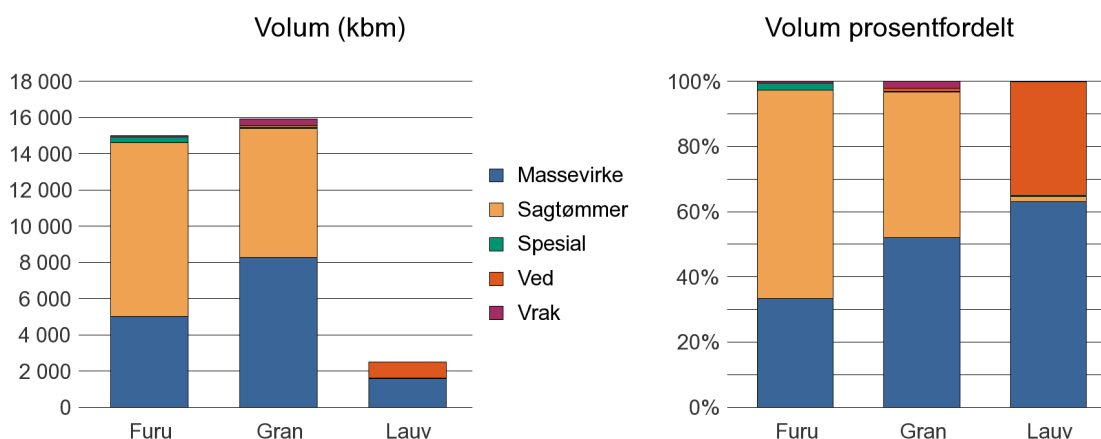
	Massevirke	Sagtømmer	Spesial	Ved
<b>Furu</b>	287	413	638	
<b>Gran</b>	297	387		575
<b>Lauv</b>	232	401	725	306
<b>Snitt</b>	<b>272</b>	<b>400</b>	<b>681</b>	<b>440</b>



## 0912 VEGÅRSHEI

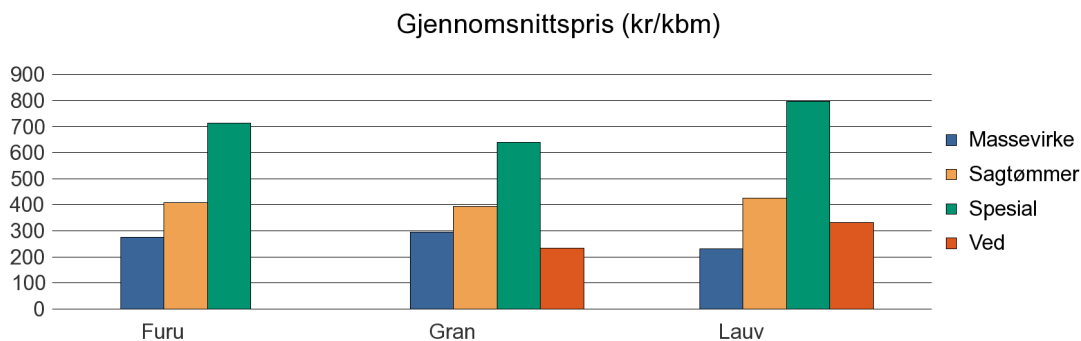
### Volum 2011 (kbm)

	Massevirke	Sagtømmer	Spesial	Ved	Vrak	Sum:
<b>Furu</b>	5 015	9 588	329		70	<b>15 002</b>
<b>Gran</b>	8 277	7 119	52	137	342	<b>15 927</b>
<b>Lauv</b>	1 581	42	9	875	1	<b>2 508</b>
<b>Sum:</b>	<b>14 873</b>	<b>16 749</b>	<b>390</b>	<b>1 012</b>	<b>413</b>	<b>33 437</b>



### Gjennomsnittspris 2011 (kr/kbm)

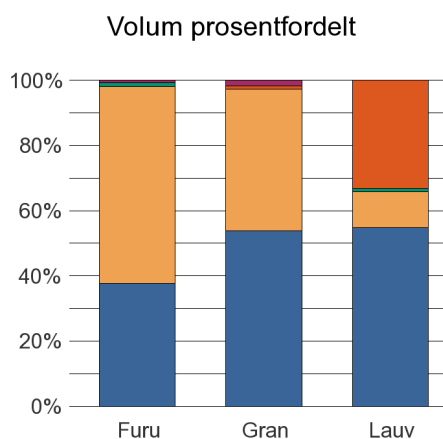
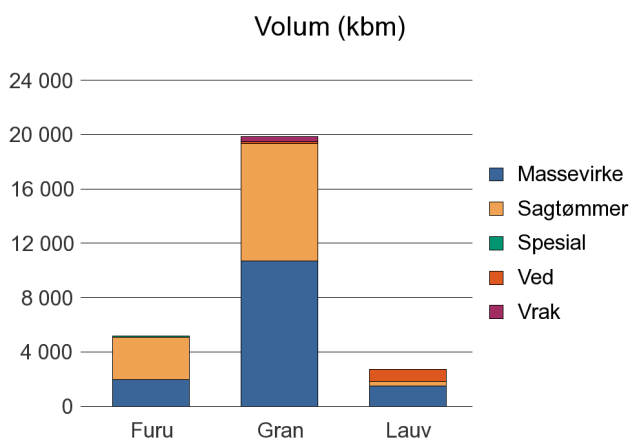
	Massevirke	Sagtømmer	Spesial	Ved
<b>Furu</b>	275	407	713	
<b>Gran</b>	294	393	640	232
<b>Lauv</b>	231	426	797	331
<b>Snitt</b>	<b>267</b>	<b>409</b>	<b>717</b>	<b>282</b>



## 0914 TVEDESTRAND

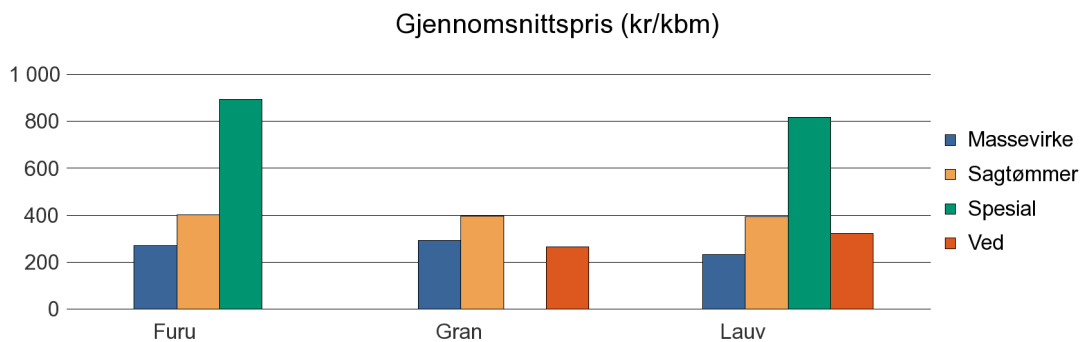
### Volum 2011 (kbm)

	Massevirke	Sagtømmer	Spesial	Ved	Vrak	Sum:
<b>Annet</b>				100		<b>100</b>
<b>Furu</b>	1 964	3 139	58		37	<b>5 198</b>
<b>Gran</b>	10 700	8 621		181	357	<b>19 859</b>
<b>Lauv</b>	1 502	300	29	909	0	<b>2 740</b>
<b>Sum:</b>	<b>14 166</b>	<b>12 060</b>	<b>87</b>	<b>1 190</b>	<b>394</b>	<b>27 897</b>



### Gjennomsnittspris 2011 (kr/kbm)

	Massevirke	Sagtømmer	Spesial	Ved
<b>Annet</b>				250
<b>Furu</b>	270	401	894	
<b>Gran</b>	293	395		265
<b>Lauv</b>	233	394	818	322
<b>Snitt</b>	<b>265</b>	<b>397</b>	<b>856</b>	<b>279</b>

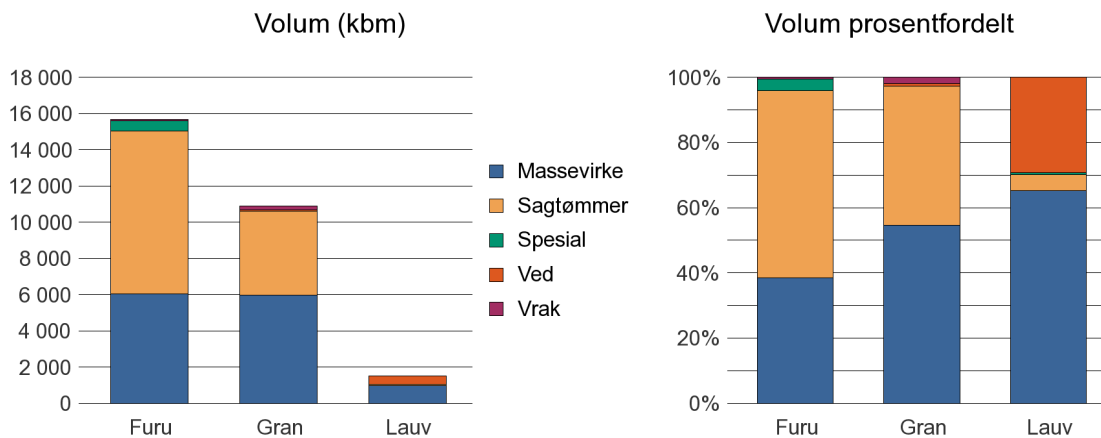




## 0919 FROLAND

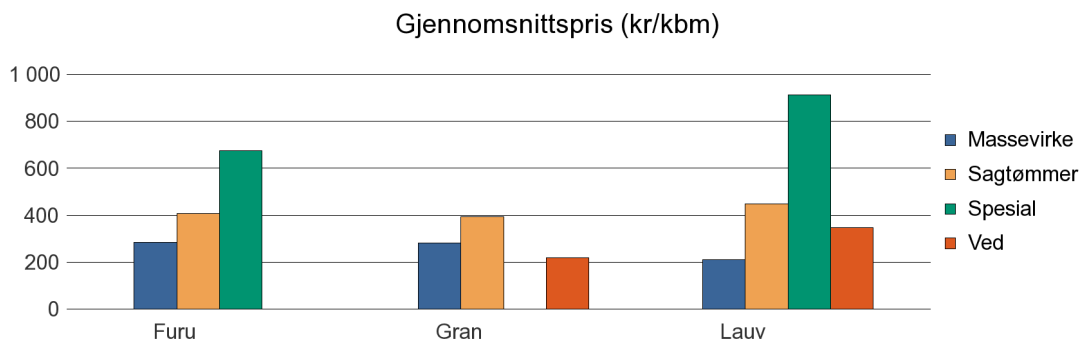
### Volum 2011 (kbm)

	Massevirke	Sagtømmer	Spesial	Ved	Vrak	Sum:
<b>Annet</b>				39		<b>39</b>
<b>Furu</b>	6 037	9 006	550		75	<b>15 668</b>
<b>Gran</b>	5 961	4 653		75	210	<b>10 899</b>
<b>Lauv</b>	980	72	8	440		<b>1 500</b>
<b>Sum:</b>	<b>12 978</b>	<b>13 731</b>	<b>558</b>	<b>554</b>	<b>285</b>	<b>28 106</b>



### Gjennomsnittspris 2011 (kr/kbm)

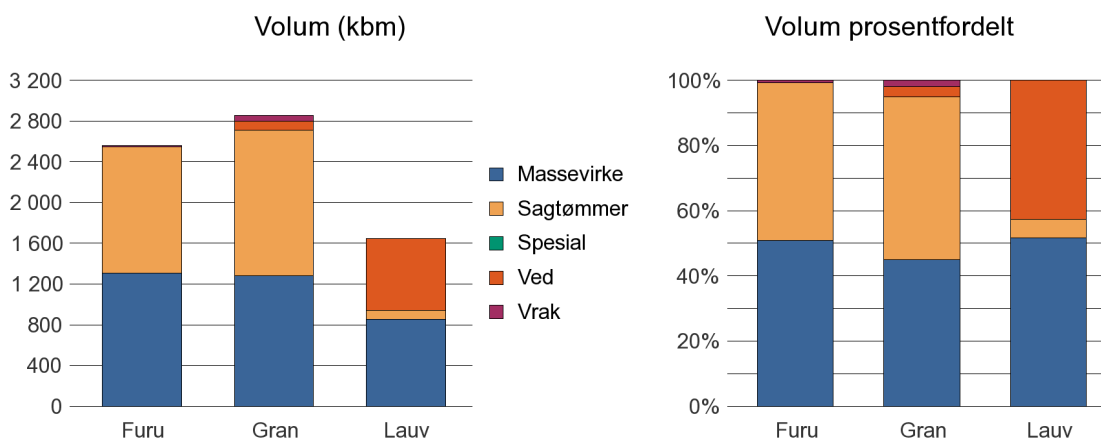
	Massevirke	Sagtømmer	Spesial	Ved
<b>Annet</b>				260
<b>Furu</b>	284	406	676	
<b>Gran</b>	281	392		220
<b>Lauv</b>	210	449	913	347
<b>Snitt</b>	<b>259</b>	<b>416</b>	<b>794</b>	<b>276</b>



## 0926 LILLESAND

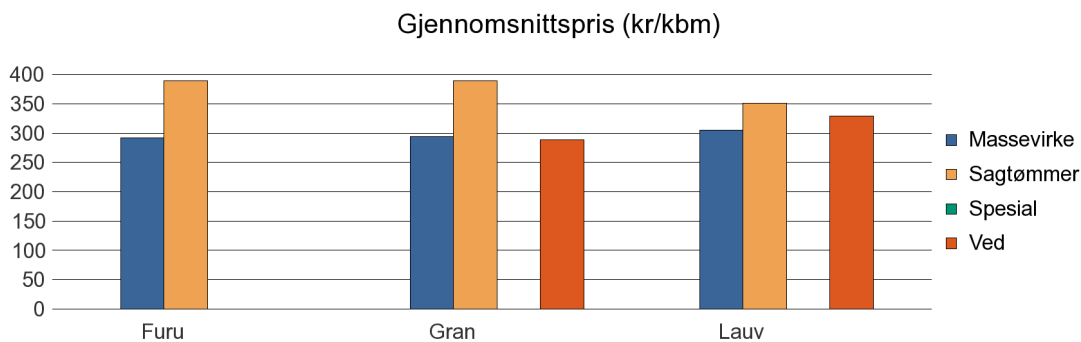
### Volum 2011 (kbm)

	Massevirke	Sagtømmer	Spesial	Ved	Vrak	Sum:
<b>Annet</b>				752		<b>752</b>
<b>Furu</b>	1 306	1 239			18	<b>2 563</b>
<b>Gran</b>	1 283	1 428		89	53	<b>2 853</b>
<b>Lauv</b>	852	93	0	704		<b>1 649</b>
<b>Sum:</b>	<b>3 441</b>	<b>2 760</b>	<b>0</b>	<b>1 545</b>	<b>71</b>	<b>7 817</b>



### Gjennomsnittspris 2011 (kr/kbm)

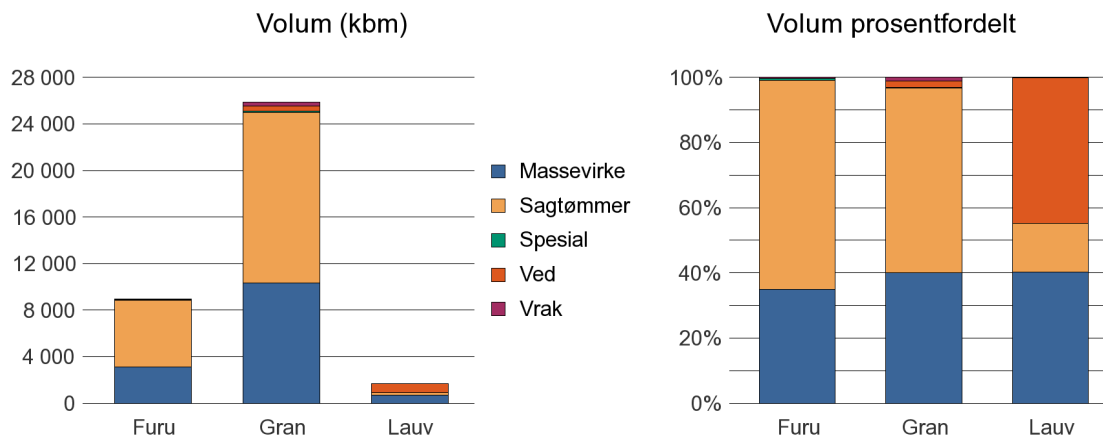
	Massevirke	Sagtømmer	Spesial	Ved
<b>Annet</b>				200
<b>Furu</b>	291	389		
<b>Gran</b>	294	389		289
<b>Lauv</b>	305	351	#DIV/0	329
<b>Snitt</b>	<b>297</b>	<b>376</b>	<b>#DIV/0</b>	<b>273</b>



## 0928 BIRKENES

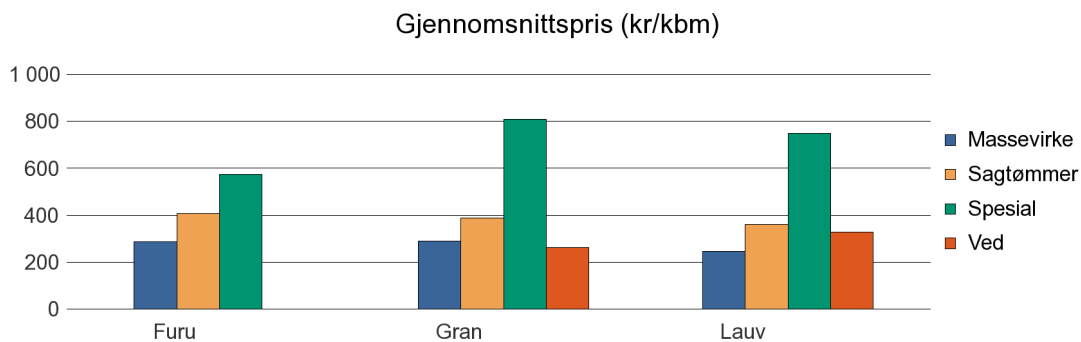
### Volum 2011 (kbm)

	Massevirke	Sagtømmer	Spesial	Ved	Vrak	Sum:
<b>Annet</b>				204		<b>204</b>
<b>Furu</b>	3 127	5 739	53		32	<b>8 951</b>
<b>Gran</b>	10 347	14 642	100	466	306	<b>25 861</b>
<b>Lauv</b>	685	251	2	758	2	<b>1 698</b>
<b>Sum:</b>	<b>14 159</b>	<b>20 632</b>	<b>155</b>	<b>1 428</b>	<b>340</b>	<b>36 714</b>



### Gjennomsnittspris 2011 (kr/kbm)

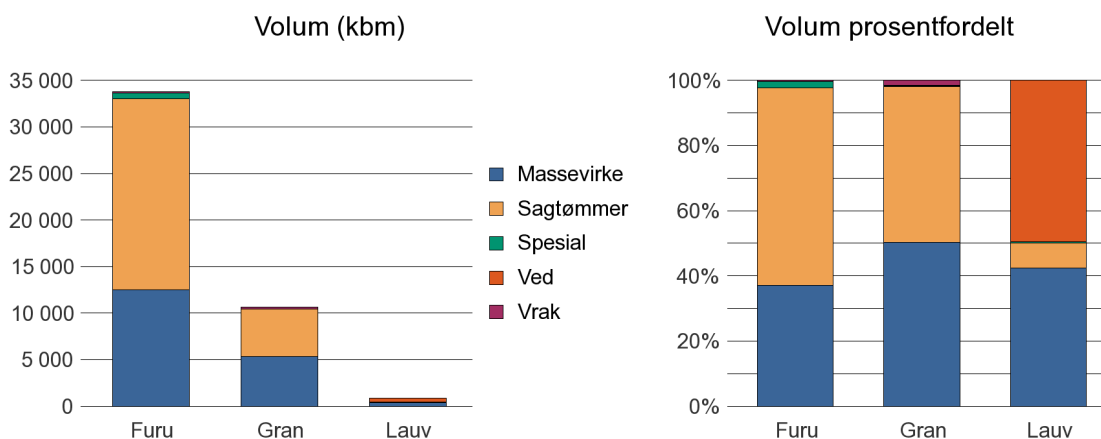
	Massevirke	Sagtømmer	Spesial	Ved
<b>Annet</b>				656
<b>Furu</b>	287	407	575	
<b>Gran</b>	289	387	810	262
<b>Lauv</b>	245	361	749	328
<b>Snitt</b>	<b>274</b>	<b>385</b>	<b>711</b>	<b>415</b>



## 0929 ÅMLI

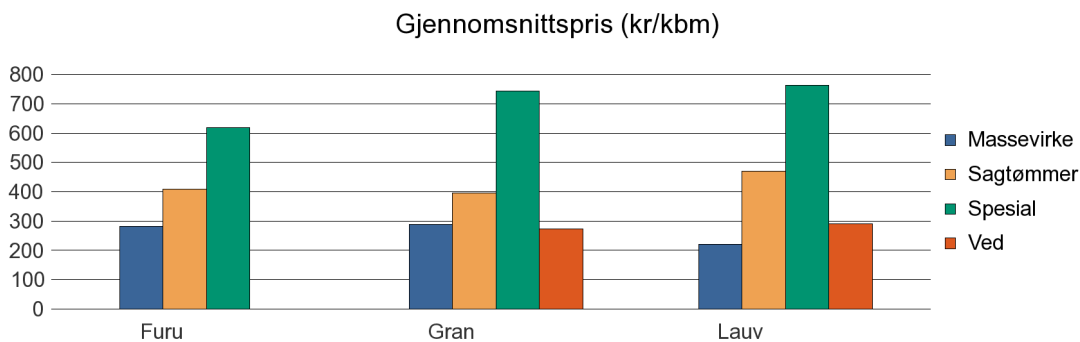
### Volum 2011 (kbm)

	Massevirke	Sagtømmer	Spesial	Ved	Vrak	Sum:
<b>Annet</b>				25		<b>25</b>
<b>Furu</b>	12 530	20 471	666		124	<b>33 791</b>
<b>Gran</b>	5 335	5 096	7	36	151	<b>10 625</b>
<b>Lauv</b>	366	67	4	427		<b>864</b>
<b>Sum:</b>	<b>18 231</b>	<b>25 634</b>	<b>677</b>	<b>488</b>	<b>275</b>	<b>45 305</b>



### Gjennomsnittspris 2011 (kr/kbm)

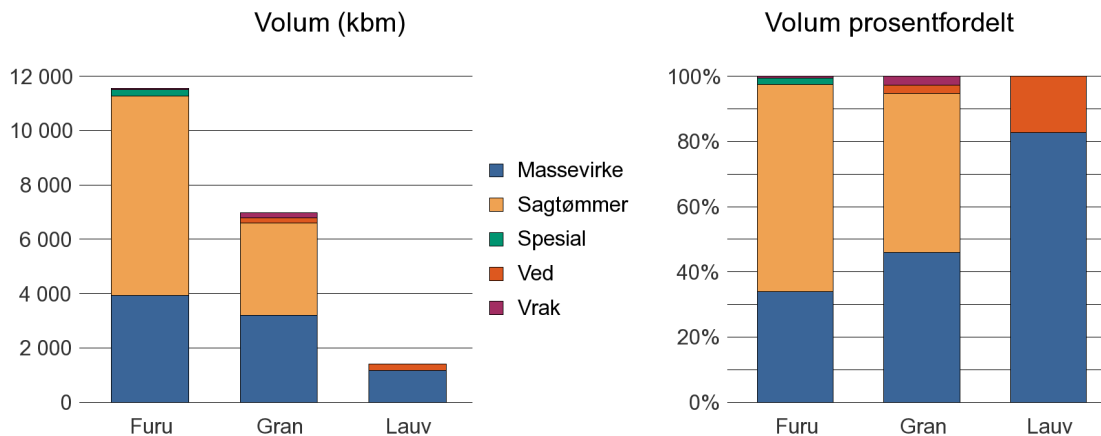
	Massevirke	Sagtømmer	Spesial	Ved
<b>Annet</b>				300
<b>Furu</b>	281	409	620	
<b>Gran</b>	287	395	743	272
<b>Lauv</b>	221	469	763	291
<b>Snitt</b>	<b>263</b>	<b>424</b>	<b>708</b>	<b>288</b>



## 0935 IVELAND

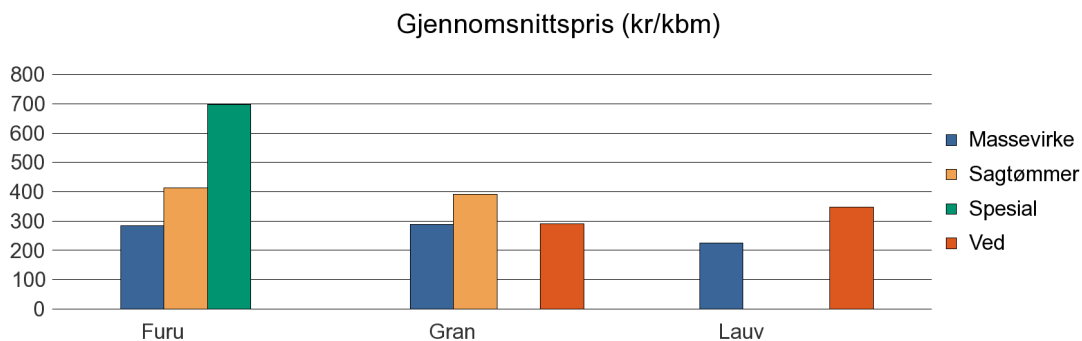
### Volum 2011 (kbm)

	Massevirke	Sagtømmer	Spesial	Ved	Vrak	Sum:
<b>Furu</b>	3 936	7 338	232		52	<b>11 558</b>
<b>Gran</b>	3 198	3 402		185	185	<b>6 970</b>
<b>Lauv</b>	1 168			244		<b>1 412</b>
<b>Sum:</b>	<b>8 302</b>	<b>10 740</b>	<b>232</b>	<b>429</b>	<b>237</b>	<b>19 940</b>



### Gjennomsnittspris 2011 (kr/kbm)

	Massevirke	Sagtømmer	Spesial	Ved
<b>Furu</b>	284	413	697	
<b>Gran</b>	288	392		290
<b>Lauv</b>	225			348
<b>Snitt</b>	<b>266</b>	<b>402</b>	<b>697</b>	<b>319</b>

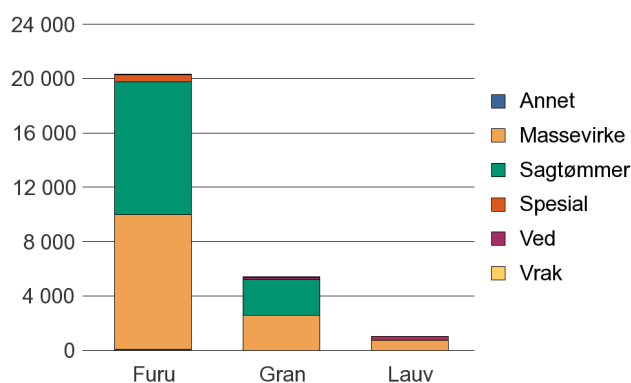


## 0937 EVJE OG HORNNES

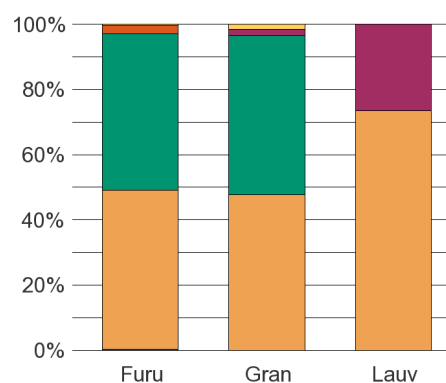
### Volum 2011 (kbm)

	Massevirke	Sagtømmer	Spesial	Ved	Vrak	Sum:
<b>Annet</b>				80		<b>80</b>
<b>Furu</b>	9 912	9 771	525		65	<b>20 354</b>
<b>Gran</b>	2 591	2 642		116	77	<b>5 426</b>
<b>Lauv</b>	736			266		<b>1 002</b>
<b>Sum:</b>	<b>13 239</b>	<b>12 413</b>	<b>525</b>	<b>462</b>	<b>142</b>	<b>26 862</b>

Volum (kbm)



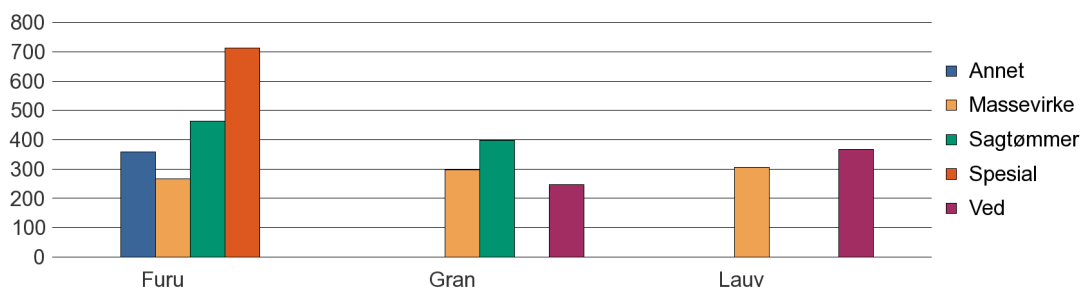
Volum prosentfordelt



### Gjennomsnittspris 2011 (kr/kbm)

	Massevirke	Sagtømmer	Spesial	Ved
<b>Annet</b>				400
<b>Furu</b>	267	464	714	
<b>Gran</b>	296	399		247
<b>Lauv</b>	305			367
<b>Snitt</b>	<b>289</b>	<b>431</b>	<b>714</b>	<b>338</b>

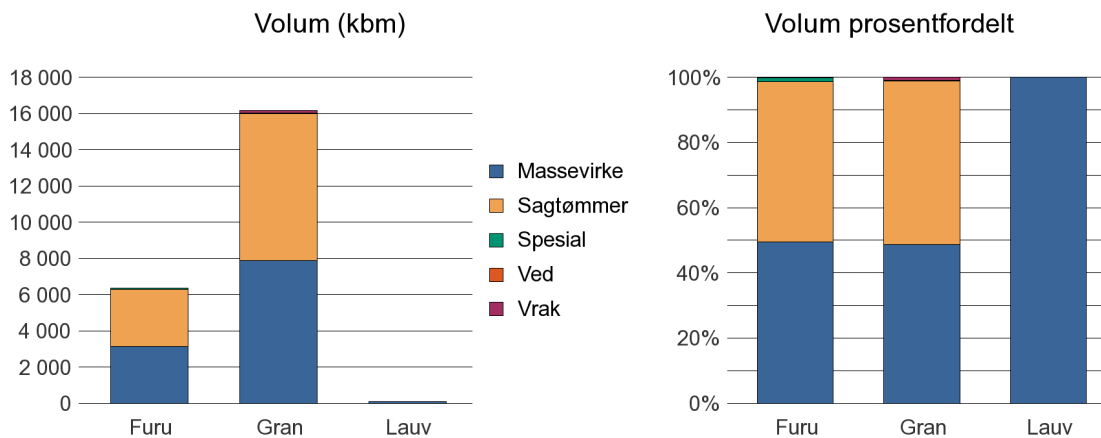
Gjennomsnittspris (kr/kbm)



## 0938 BYGLAND

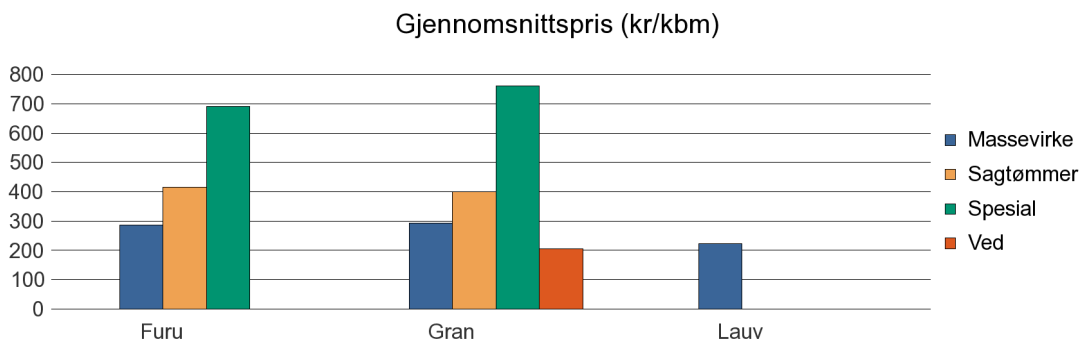
### Volum 2011 (kbm)

	Massevirke	Sagtømmer	Spesial	Ved	Vrak	Sum:
<b>Annet</b>				135		<b>135</b>
<b>Furu</b>	3 155	3 122	75		12	<b>6 364</b>
<b>Gran</b>	7 896	8 099	27	19	142	<b>16 183</b>
<b>Lauv</b>	103					<b>103</b>
<b>Sum:</b>	<b>11 154</b>	<b>11 221</b>	<b>102</b>	<b>154</b>	<b>154</b>	<b>22 785</b>



### Gjennomsnittspris 2011 (kr/kbm)

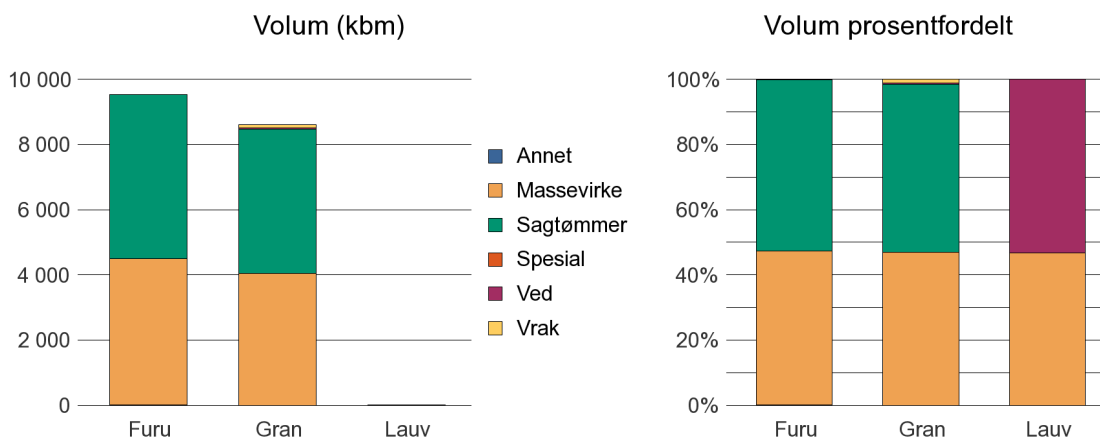
	Massevirke	Sagtømmer	Spesial	Ved
<b>Annet</b>				235
<b>Furu</b>	286	416	691	
<b>Gran</b>	293	399	762	205
<b>Lauv</b>	222			
<b>Snitt</b>	<b>267</b>	<b>408</b>	<b>727</b>	<b>220</b>



## 0940 VALLE

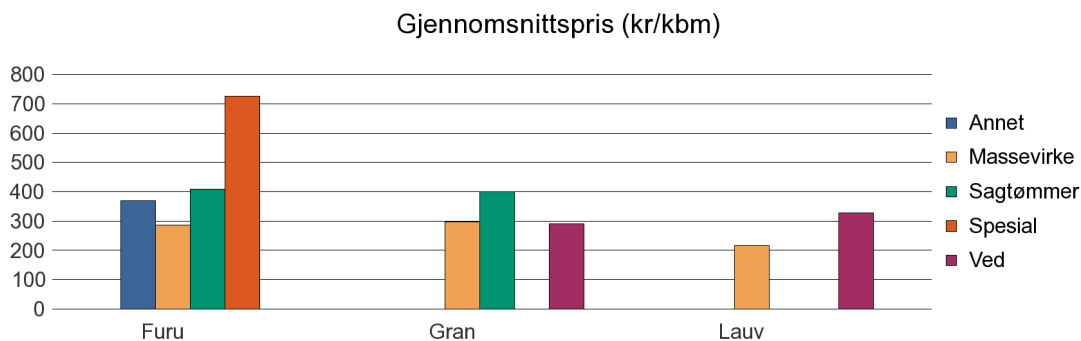
### Volum 2011 (kbm)

	Massevirke	Sagtømmer	Spesial	Ved	Vrak	Sum:
<b>Furu</b>	4 489	5 020	3		7	<b>9 537</b>
<b>Gran</b>	4 037	4 441		39	92	<b>8 609</b>
<b>Lauv</b>	7			8		<b>15</b>
<b>Sum:</b>	<b>8 533</b>	<b>9 461</b>	<b>3</b>	<b>47</b>	<b>99</b>	<b>18 161</b>



### Gjennomsnittspris 2011 (kr/kbm)

	Massevirke	Sagtømmer	Spesial	Ved
<b>Furu</b>	286	409	726	
<b>Gran</b>	297	401		291
<b>Lauv</b>	217			328
<b>Snitt</b>	<b>267</b>	<b>405</b>	<b>726</b>	<b>310</b>

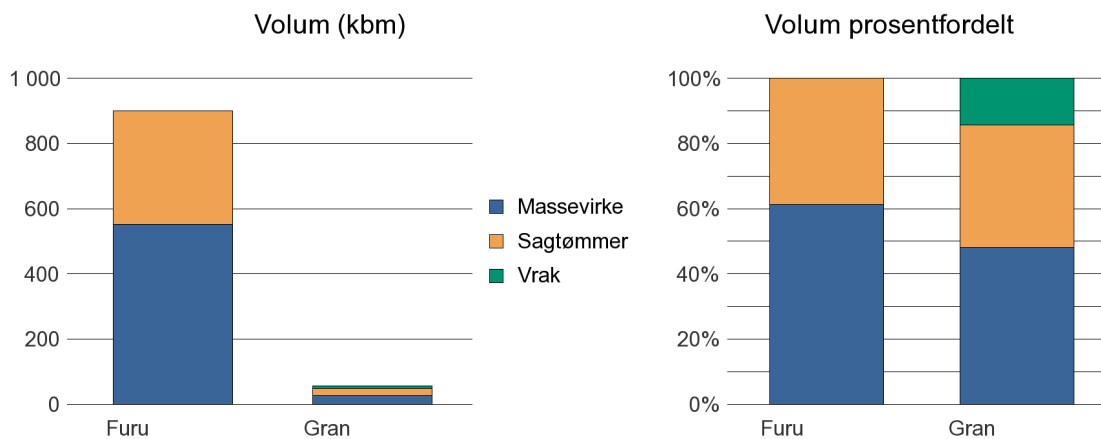




## 0941 BYKLE

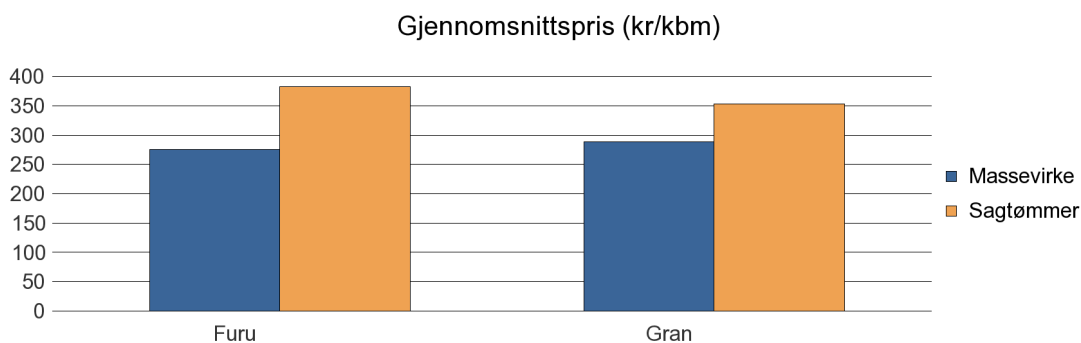
### Volum 2011 (kbm)

	Massevirke	Sagtømmer	Spesial	Ved	Vrak	Sum:
<b>Furu</b>	552	348			0	<b>900</b>
<b>Gran</b>	27	21			8	<b>56</b>
<b>Sum:</b>	<b>579</b>	<b>369</b>			<b>8</b>	<b>956</b>



### Gjennomsnittspris 2011 (kr/kbm)

	Massevirke	Sagtømmer	Spesial	Ved
<b>Furu</b>	275	383		
<b>Gran</b>	288	353		
<b>Snitt</b>	<b>282</b>	<b>368</b>		



## Aust-Agder

### Bioenergi (fkbm og gjennomsnittspris) 2011

	Virkeskategori	Kommune/ Fylke	fkbm	kr/ fkbm
<b>GROT</b>	<b>6850</b>	<b>FROLAND</b>	420	170
		<b>Sum virkeskategori:</b>	<b>420</b>	
<b>Rundvirke flis lauv</b>	<b>6830</b>	<b>ÅMLI</b>	77	248
		<b>Sum virkeskategori:</b>	<b>77</b>	
		<b>Sum bioenergi:</b>	<b>497</b>	

### Juletrær (antall og gjennomsnittspris) 2011

	Virkeskategori	Kommune/ Fylke	antall	kr/antall
<b>Juletrær</b>	<b>6191</b>	<b>EVJE OG HORNNES</b>	59	200
		<b>FROLAND</b>	500	110
		<b>GRIMSTAD</b>	160	281
		<b>Sum juletrær:</b>	<b>719</b>	