

Virkestatistikk fra

SKOG-DATA AS

Sogn og Fjordane m/kommuner

Dataene i rapporten er hentet fra databasen som inneholder virkesdata med tilhørende innbetalinger av skogavgift. Rapporten er laget med Business Objects, som er sluttbrukerverktøyet i Skog-Data sine nye datavarehus-løsninger. Business Objects er ett meget sterkt rapportverktøy som kan presentere store mengder data effektivt.

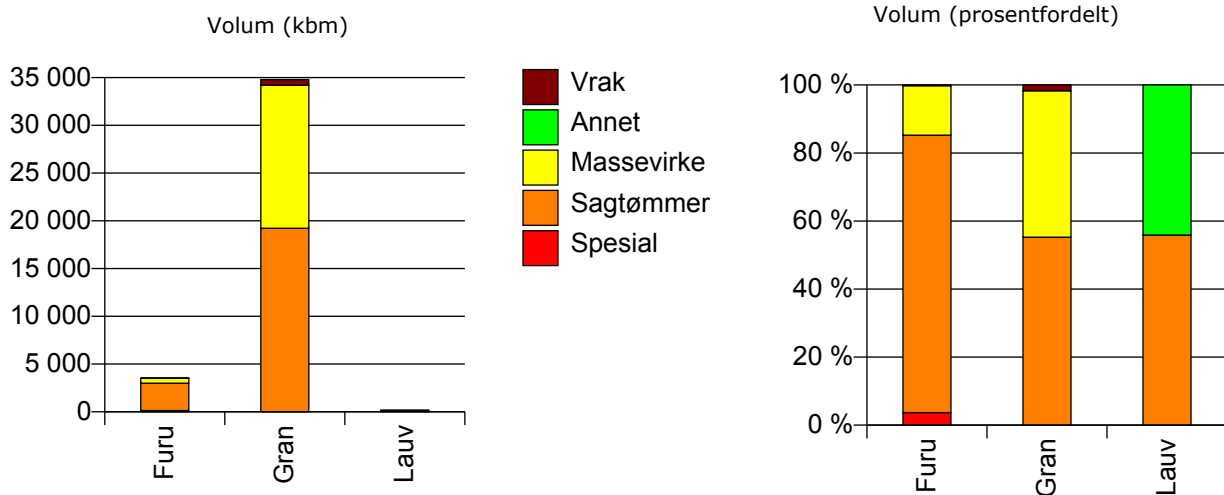
Rapportene kan lastes ned fra www.skogdata.no/statistikk

For mer informasjon, kontakt: tabh@skogdata.no

Sogn og Fjordane

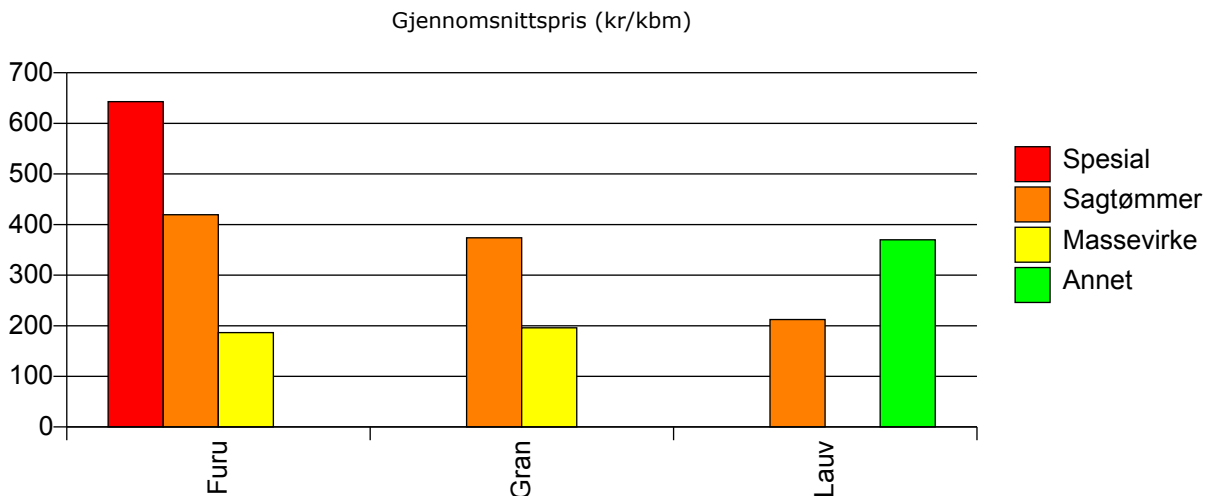
Volum 2010

	Spesial	Sagtømmer	Massevirke	Annet	Vrak	Sum:
Furu	131	2 871	512		8	3 522
Gran		19 225	14 981		591	34 797
Lauv		109		86		195
Sum:	131	22 205	15 493	86	599	38 514



Gjennomsnittspris 2010 (kr/kbm)

	Spesial	Sagtømmer	Massevirke	Annet	Vrak	Snitt:
Furu	643	419	186		0	393
Gran		374	196		0	291
Lauv		212		370		282
Snitt:	643	379	196	370	0	300

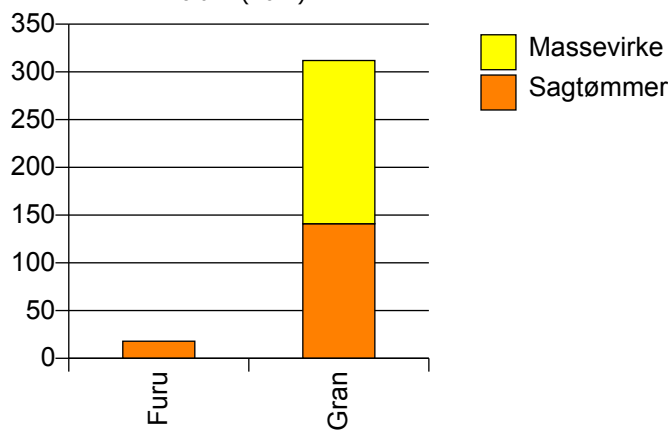


1401 FLORA

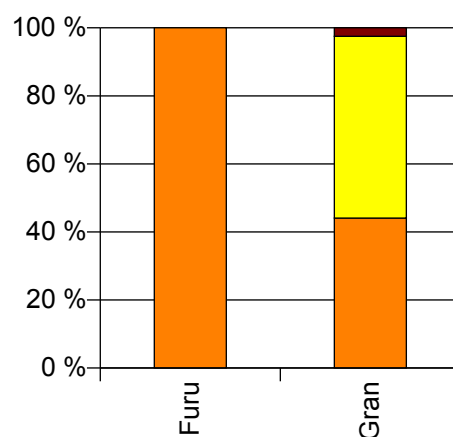
Volum 2010 (kbm)

	Sagtømmer	Massevirke	Vrak	Sum:
Furu	18			18
Gran	141	171	8	320
Sum:	159	171	8	338

Volum (kbm)



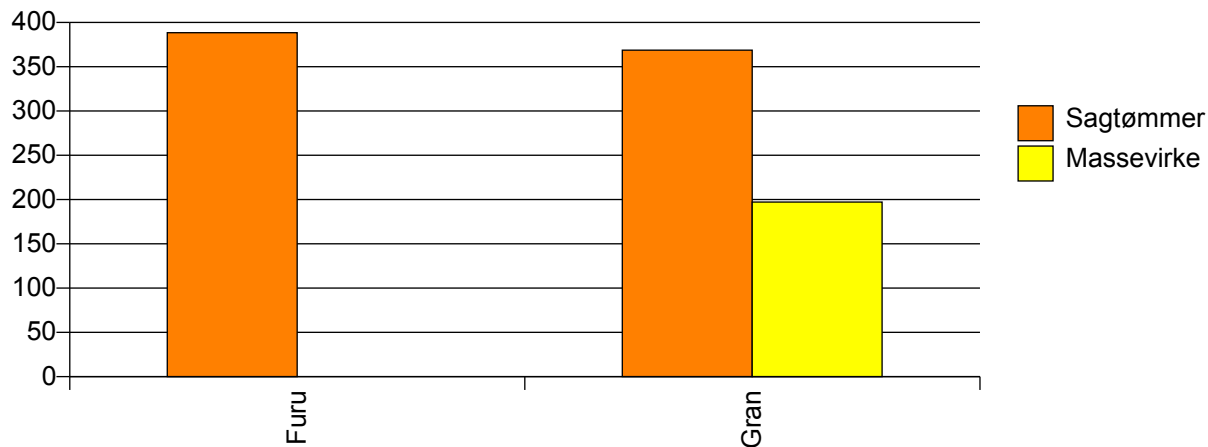
Volum (prosentfordelt)



Gjennomsnittspris 2010 (kr/kbm)

	Sagtømmer	Massevirke	Vrak	Snitt
Furu	389			389
Gran	369	197	0	268
Snitt	371	197	0	274

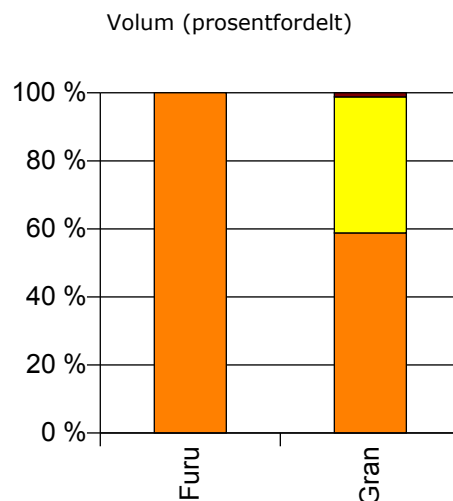
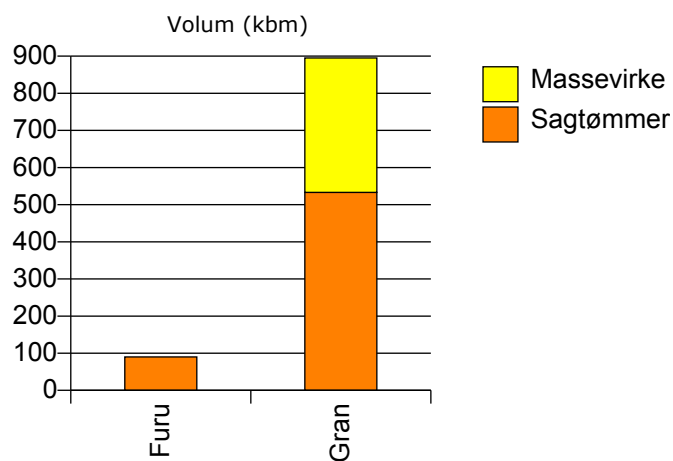
Gjennomsnittspris (kr/kbm)



1416 HØYANGER

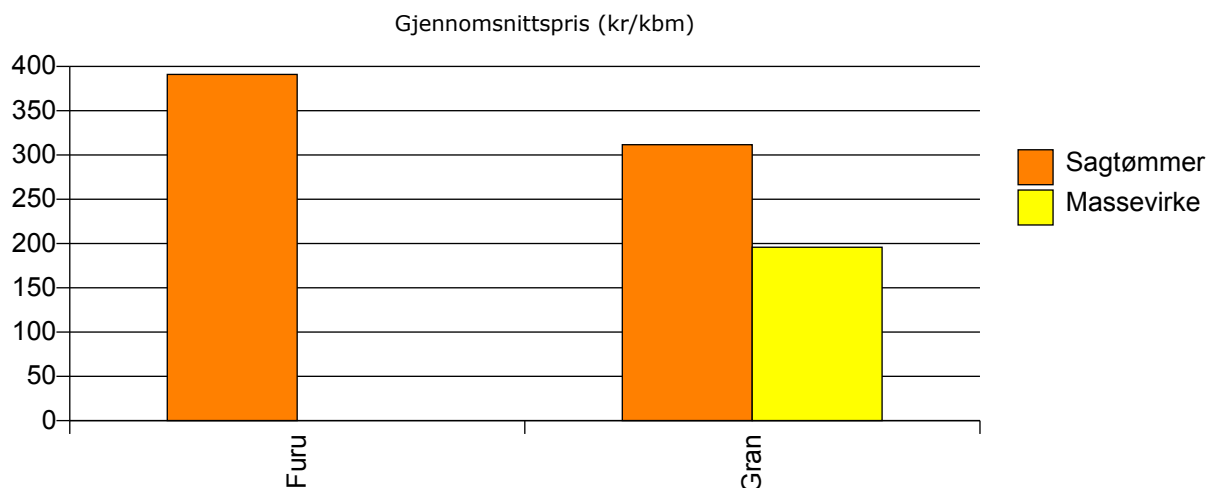
Volum 2010 (kbm)

	Sagtømmer	Massevirke	Vrak	Sum:
Furu	90		0	90
Gran	533	362	11	906
Sum:	623	362	11	996



Gjennomsnittspris 2010 (kr/kbm)

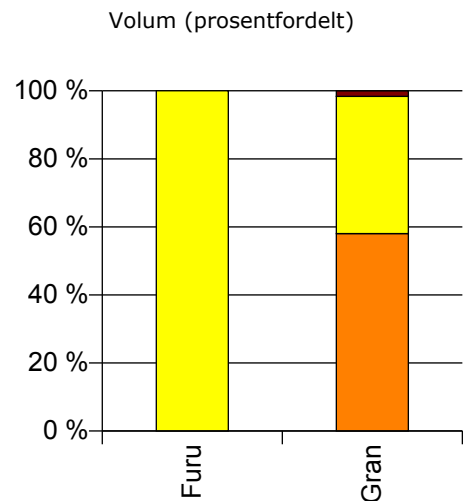
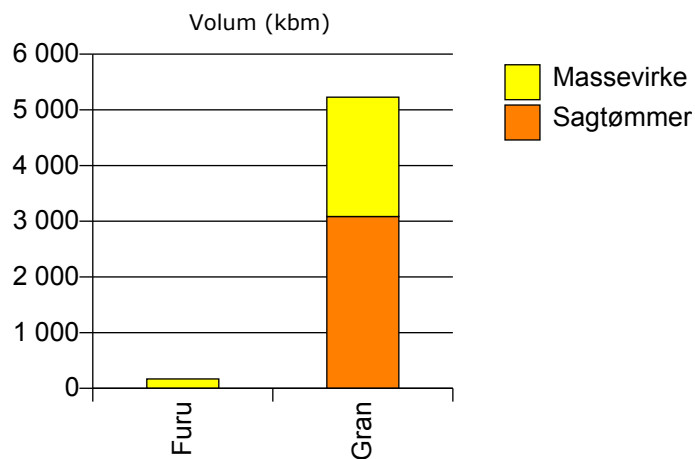
	Sagtømmer	Massevirke	Vrak	Snitt
Furu	391		#DIV/0	391
Gran	312	196	0	262
Snitt	323	196	0	273



1417 VIK

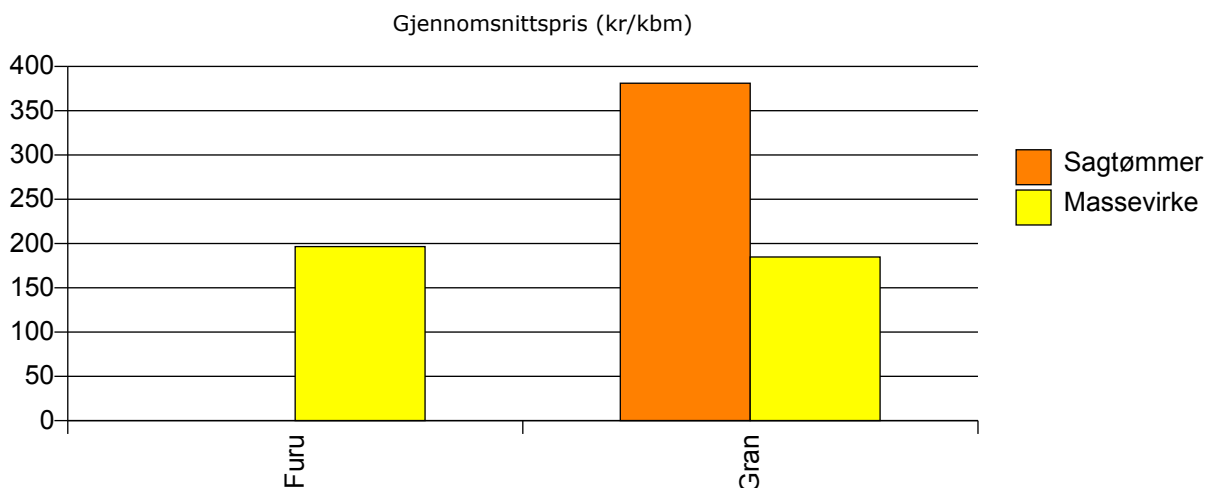
Volum 2010 (kbm)

	Sagtømmer	Massevirke	Vrak	Sum:
Furu		169		169
Gran	3 085	2 144	86	5 315
Sum:	3 085	2 313	86	5 484



Gjennomsnittspris 2010 (kr/kbm)

	Sagtømmer	Massevirke	Vrak	Snitt
Furu		197		197
Gran	381	185	0	296
Snitt	381	186	0	293

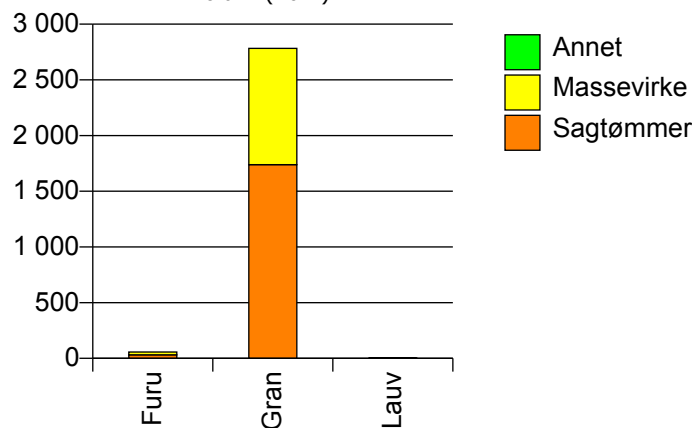


1418 BALESTRAND

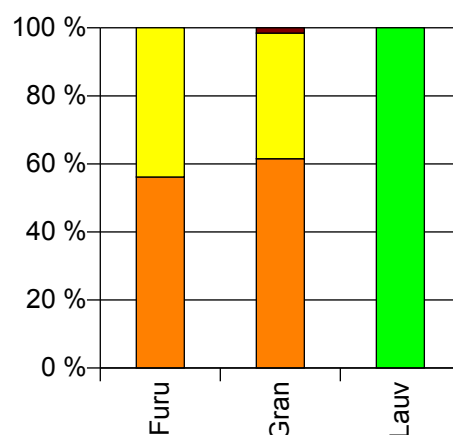
Volum 2010 (kbm)

	Sagtømmer	Massevirke	Annet	Vrak	Sum:
Furu	32	25			57
Gran	1 739	1 044		44	2 827
Lauv			3		3
Sum:	1 771	1 069	3	44	2 887

Volum (kbm)



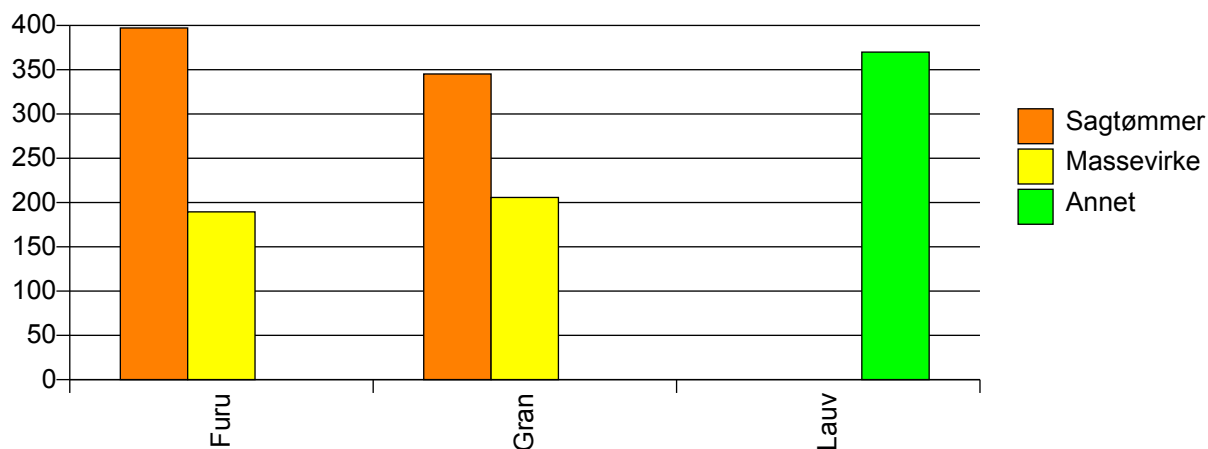
Volum (prosentfordelt)



Gjennomsnittspris 2010 (kr/kbm)

	Sagtømmer	Massevirke	Annet	Vrak	Snitt
Furu	397	190			306
Gran	345	206		0	288
Lauv			370		370
Snitt	346	205	370	0	289

Gjennomsnittspris (kr/kbm)

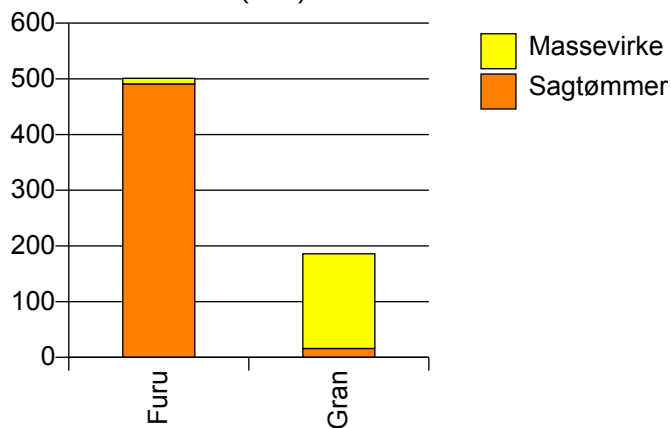


1420 SOGDAL

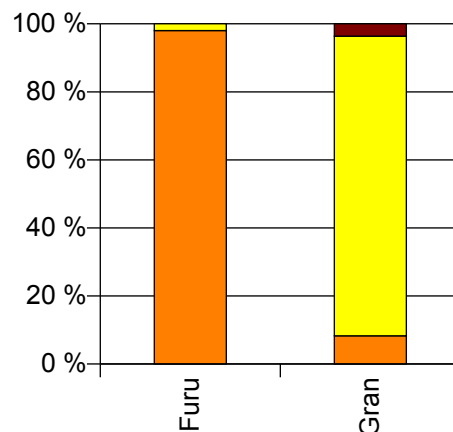
Volum 2010 (kbm)

	Sagtømmer	Massevirke	Vrak	Sum:
Furu	491	10		501
Gran	16	170	7	193
Sum:	507	180	7	694

Volum (kbm)



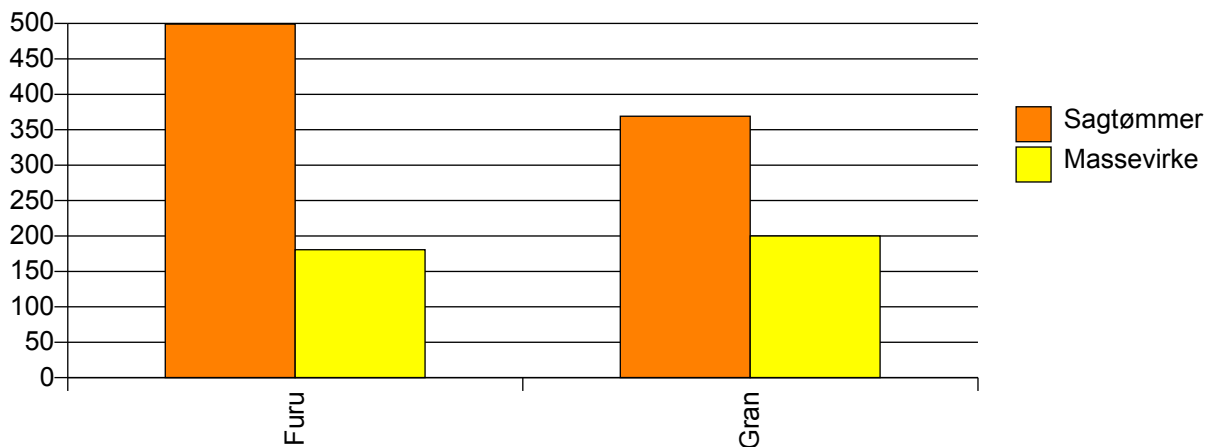
Volum (prosentfordelt)



Gjennomsnittspris 2010 (kr/kbm)

	Sagtømmer	Massevirke	Vrak	Snitt
Furu	499	181		493
Gran	369	200	0	207
Snitt	495	199	0	413

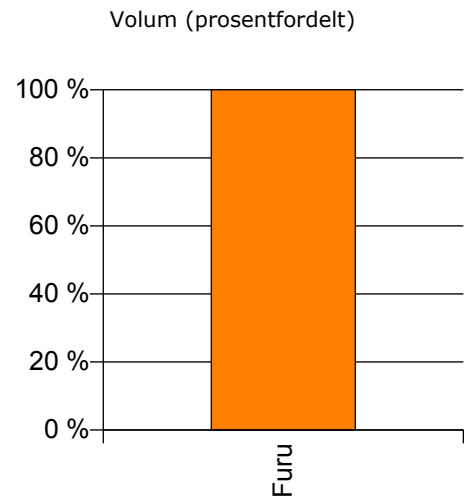
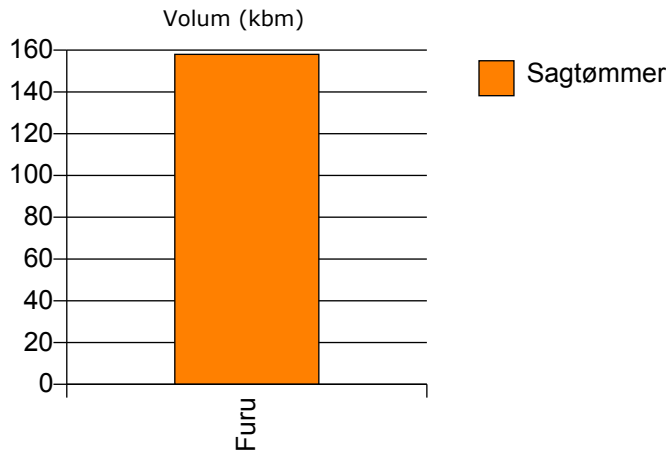
Gjennomsnittspris (kr/kbm)



1426 LUSTER

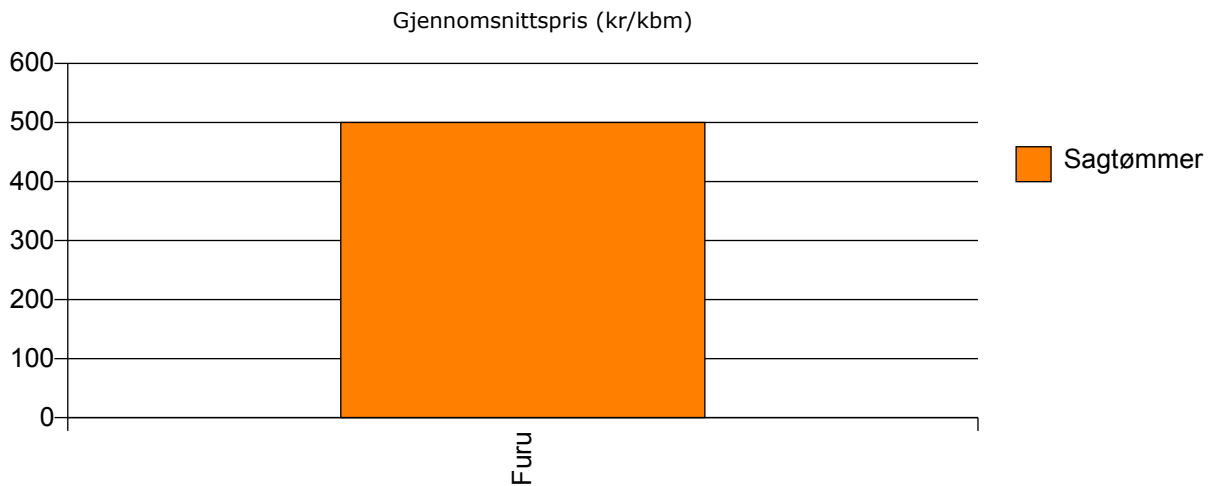
Volum 2010 (kbm)

	Sagtømmer	Sum:
Furu	158	158
Sum:	158	158



Gjennomsnittspris 2010 (kr/kbm)

Furu	500	500
Snitt	500	500

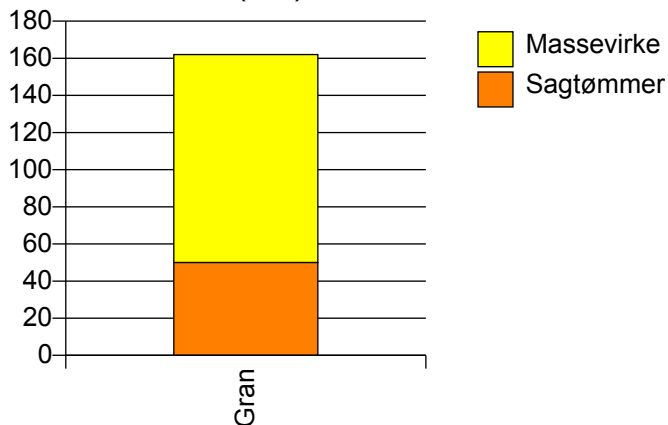


1428 ASKVOLL

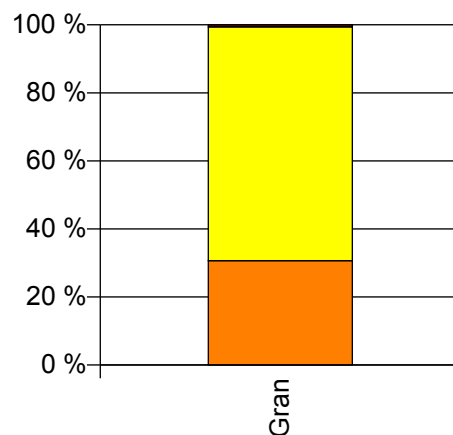
Volum 2010 (kbm)

	Sagtømmer	Massevirke	Vrak	Sum:
Gran	50	112	1	163
Sum:	50	112	1	163

Volum (kbm)



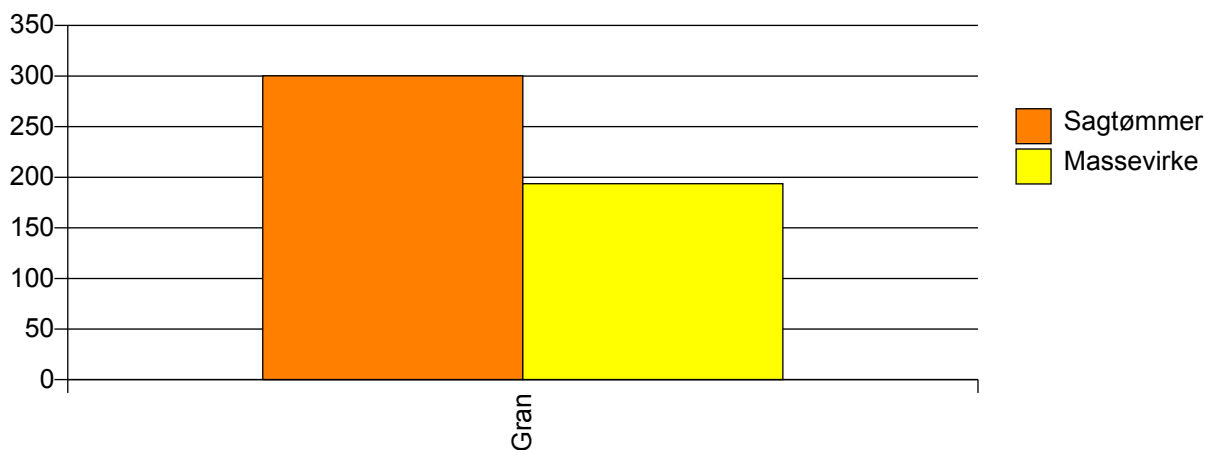
Volum (prosentfordelt)



Gjennomsnittspris 2010 (kr/kbm)

Gran	300	194	0	225
Snitt	300	194	0	225

Gjennomsnittspris (kr/kbm)

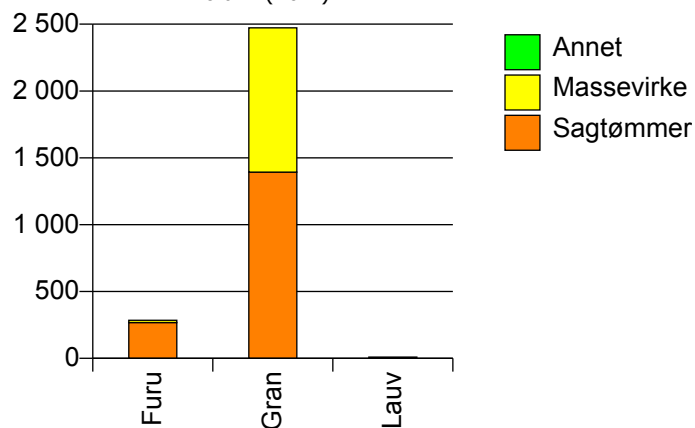


1429 FJALER

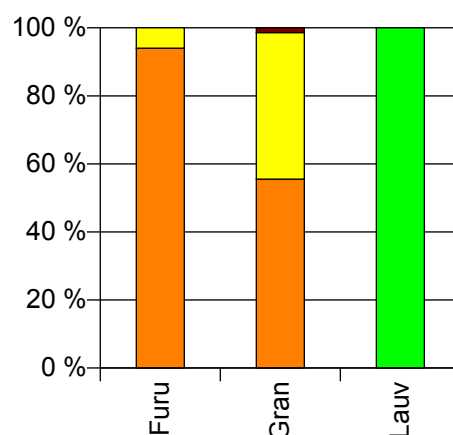
Volum 2010 (kbm)

	Sagtømmer	Massevirke	Annet	Vrak	Sum:
Furu	268	17			285
Gran	1 393	1 080		35	2 508
Lauv			9		9
Sum:	1 661	1 097	9	35	2 802

Volum (kbm)



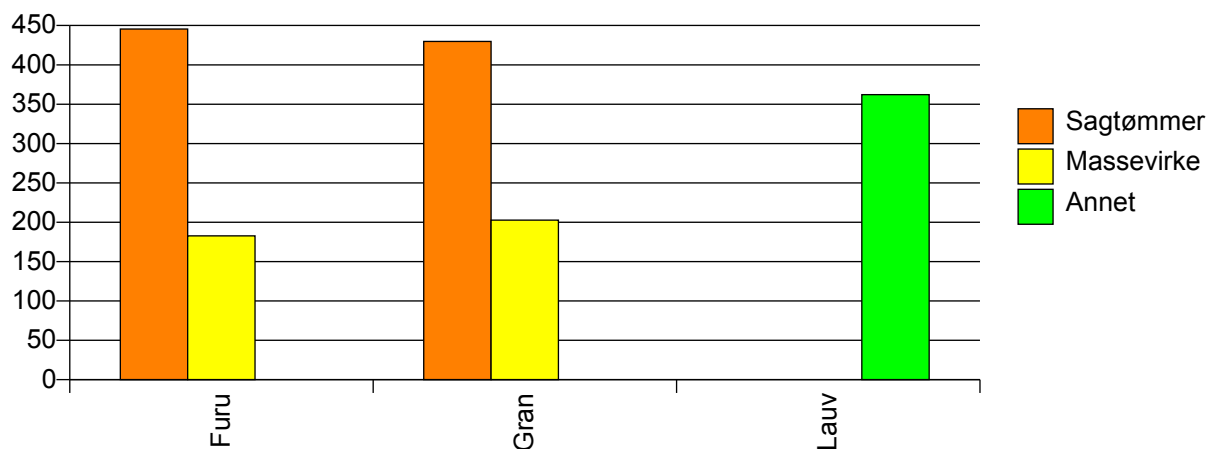
Volum (prosentfordelt)



Gjennomsnittspris 2010 (kr/kbm)

	Sagtømmer	Massevirke	Annet	Vrak	Snitt
Furu	445	183			430
Gran	430	203		0	326
Lauv			362		362
Snitt	432	202	362	0	337

Gjennomsnittspris (kr/kbm)

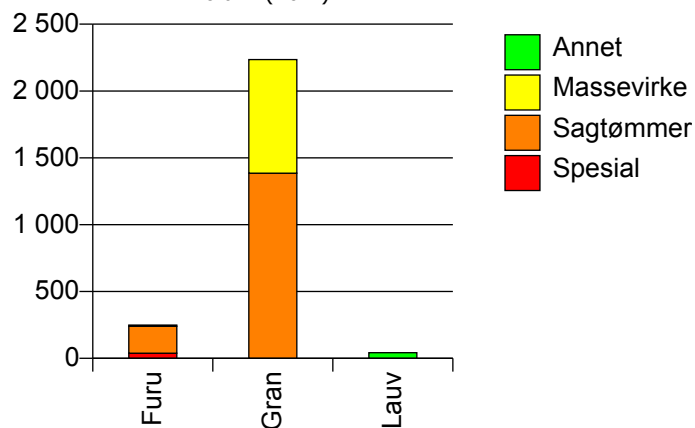


1430 GAULAR

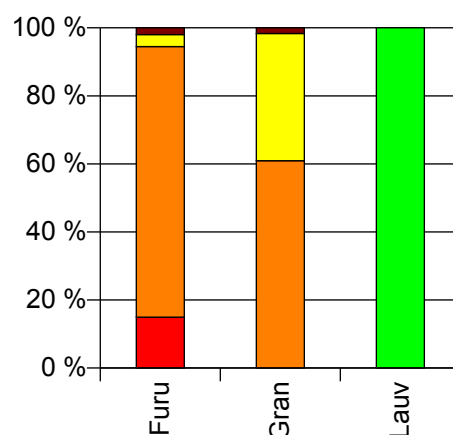
Volum 2010 (kbm)

	Spesial	Sagtømmer	Massevirke	Annet	Vrak	Sum:
Furu	38	202	9		5	254
Gran		1 385	850		38	2 273
Lauv				42		42
Sum:	38	1 587	859	42	43	2 569

Volum (kbm)



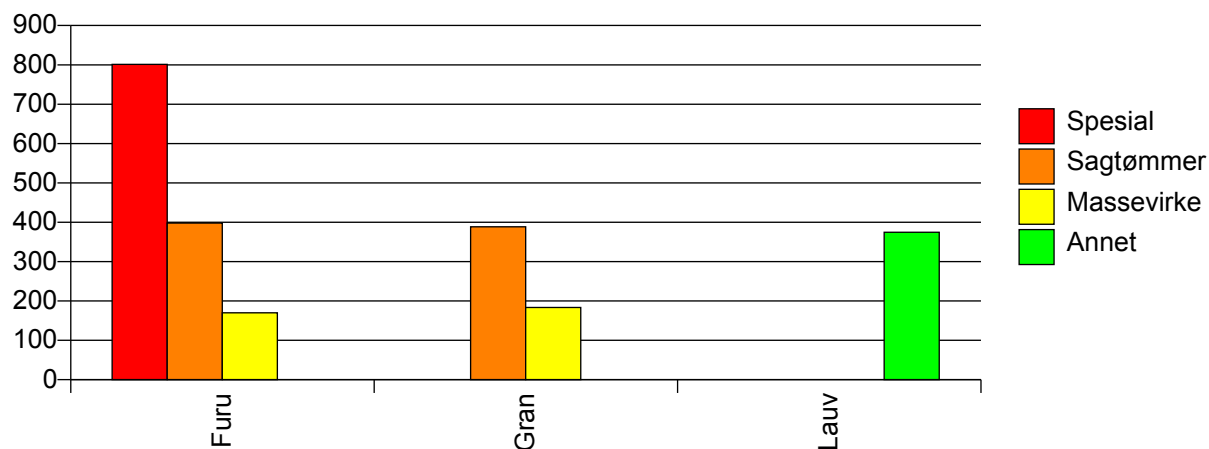
Volum (prosentfordelt)



Gjennomsnittspris 2010 (kr/kbm)

	Spesial	Sagtømmer	Massevirke	Annet	Vrak	Snitt
Furu	801	398	170		0	442
Gran		389	183		0	305
Lauv				375		375
Snitt	801	390	183	375	0	320

Gjennomsnittspris (kr/kbm)

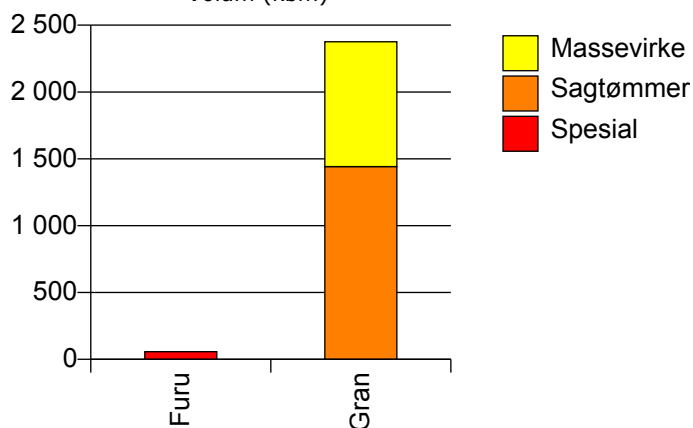


1431 JØLSTER

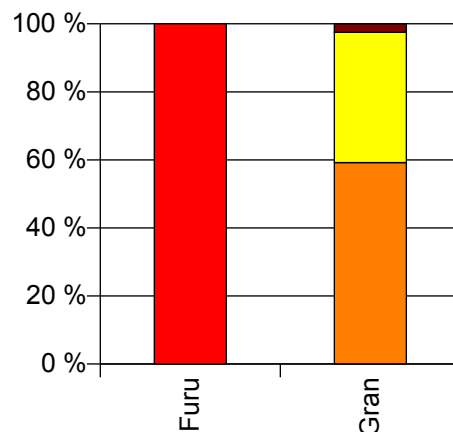
Volum 2010 (kbm)

	Spesial	Sagtømmer	Massevirke	Vrak	Sum:
Furu	57	0			57
Gran		1 442	934	60	2 436
Sum:	57	1 442	934	60	2 493

Volum (kbm)



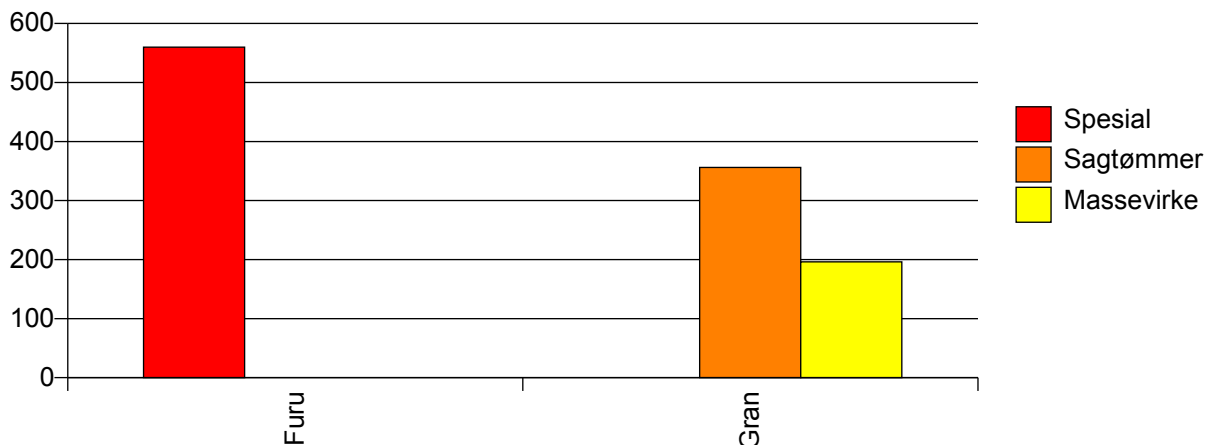
Volum (prosentfordelt)



Gjennomsnittspris 2010 (kr/kbm)

	Spesial	Sagtømmer	Massevirke	Vrak	Snitt
Furu	560	#DIV/0			561
Gran		356	196	0	286
Snitt	560	356	196	0	292

Gjennomsnittspris (kr/kbm)

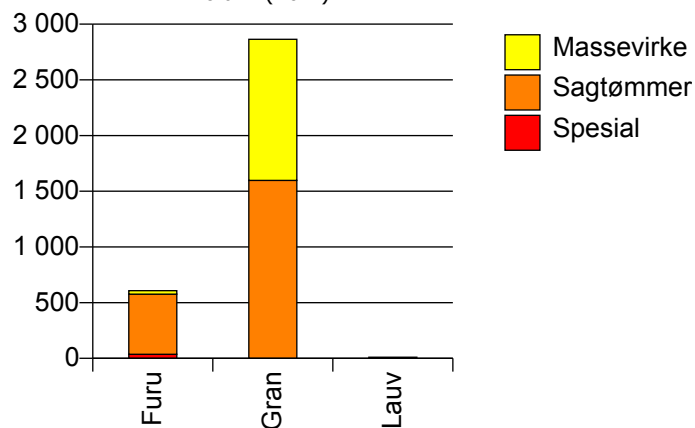


1432 FØRDE

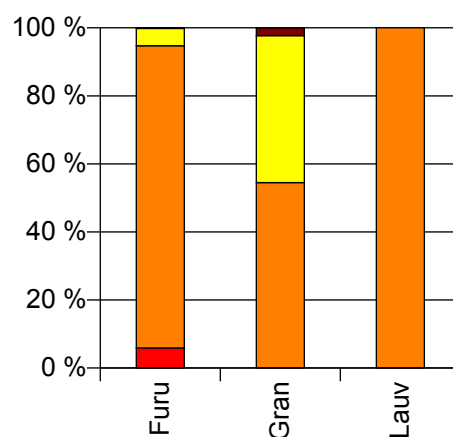
Volum 2010 (kbm)

	Spesial	Sagtømmer	Massevirke	Vrak	Sum:
Furu	36	541	31	1	609
Gran		1 598	1 266	67	2 931
Lauv		10			10
Sum:	36	2 149	1 297	68	3 550

Volum (kbm)



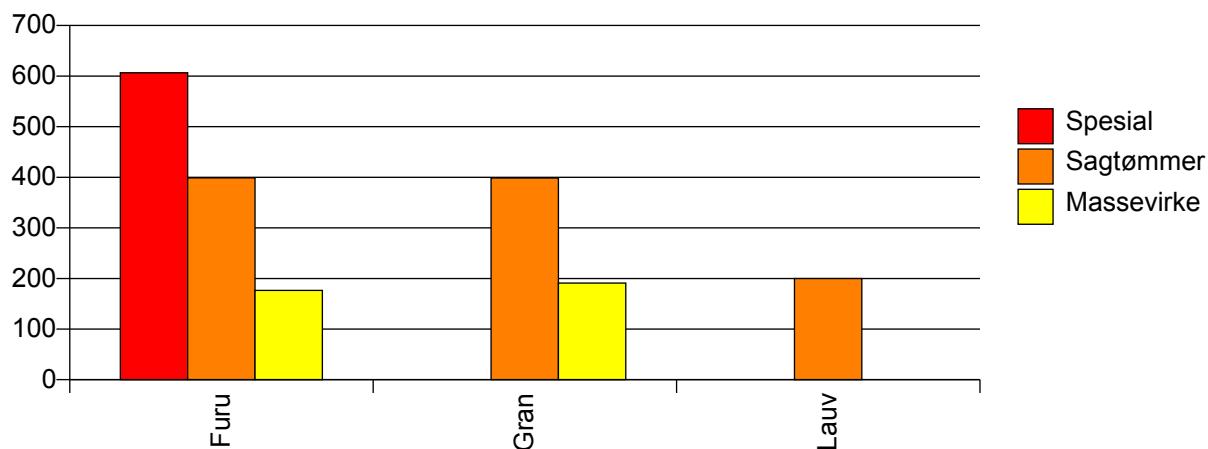
Volum (prosentfordelt)



Gjennomsnittspris 2010 (kr/kbm)

	Spesial	Sagtømmer	Massevirke	Vrak	Snitt
Furu	607	399	177	0	399
Gran		399	191	0	300
Lauv		200			200
Snitt	607	398	191	0	317

Gjennomsnittspris (kr/kbm)

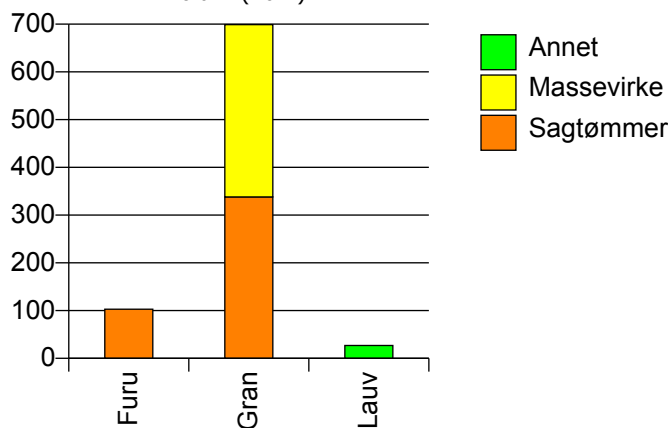


1433 NAUSTDAL

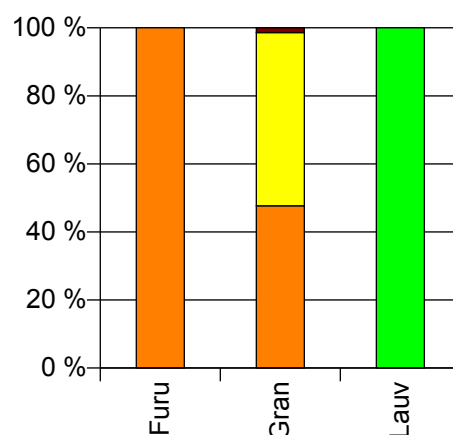
Volum 2010 (kbm)

	Sagtømmer	Massevirke	Annet	Vrak	Sum:
Furu	103				103
Gran	338	361		10	709
Lauv			27		27
Sum:	441	361	27	10	839

Volum (kbm)



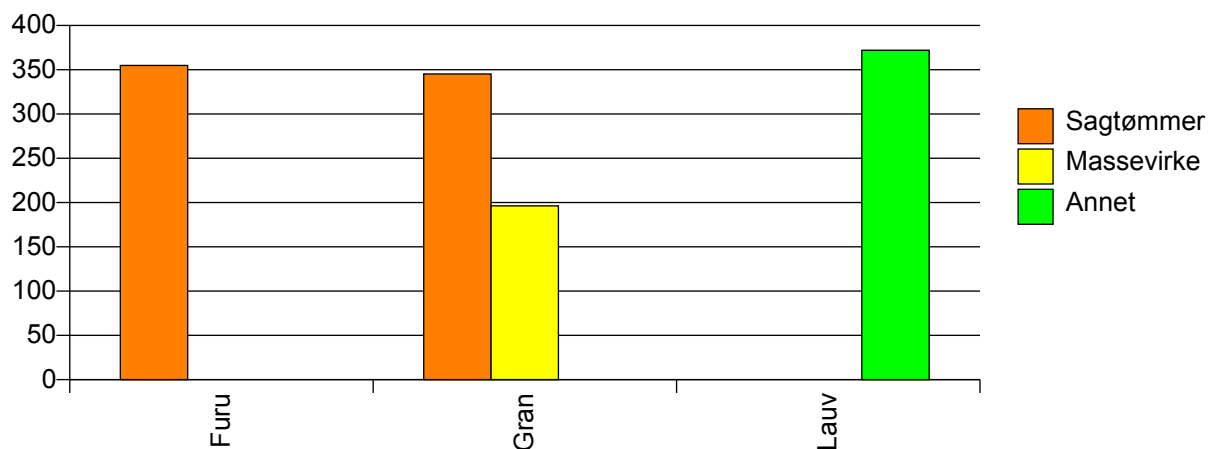
Volum (prosentfordelt)



Gjennomsnittspris 2010 (kr/kbm)

	Sagtømmer	Massevirke	Annet	Vrak	Snitt
Furu	355				355
Gran	345	196		0	265
Lauv			372		372
Snitt	347	196	372	0	279

Gjennomsnittspris (kr/kbm)

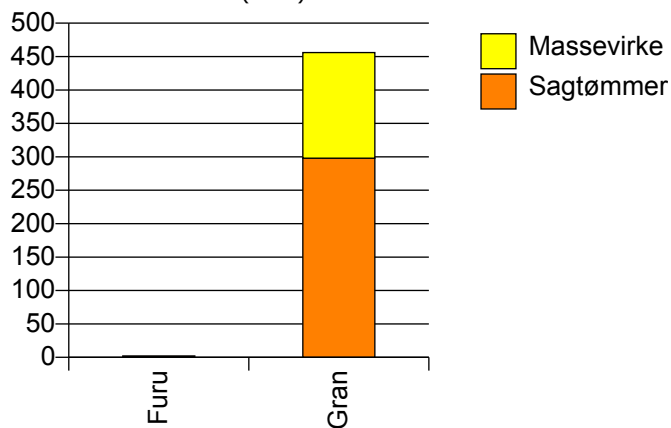


1438 BREMANGER

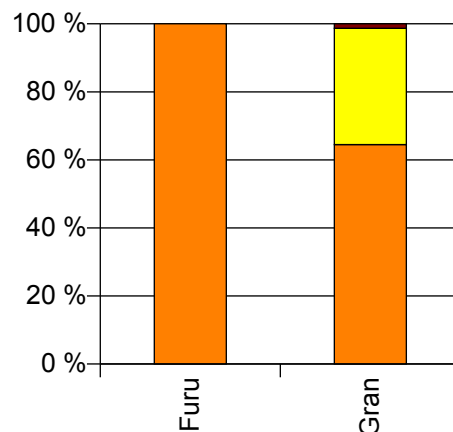
Volum 2010 (kbm)

	Sagtømmer	Massevirke	Vrak	Sum:
Furu	2			2
Gran	298	158	6	462
Sum:	300	158	6	464

Volum (kbm)



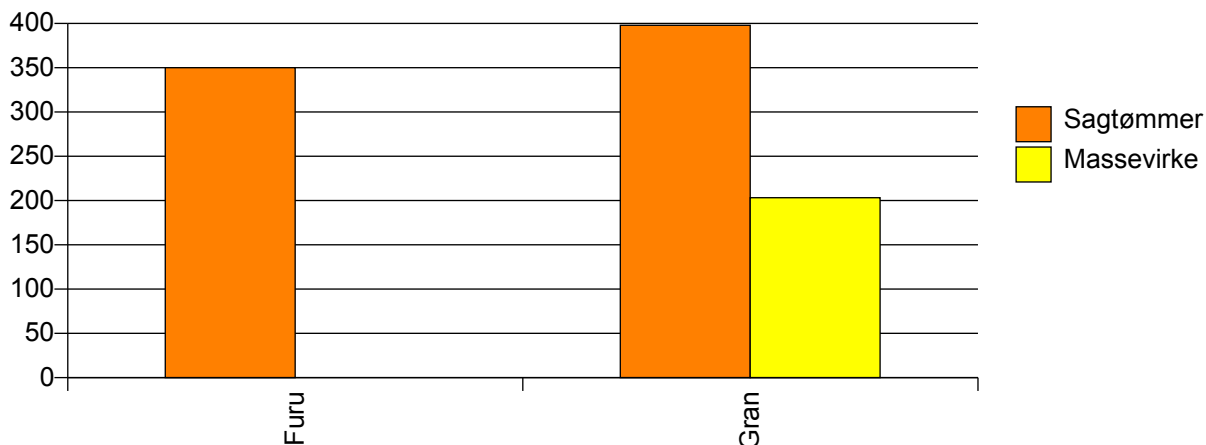
Volum (prosentfordelt)



Gjennomsnittspris 2010 (kr/kbm)

	Sagtømmer	Massevirke	Vrak	Snitt
Furu	350			350
Gran	398	203	0	326
Snitt	398	203	0	326

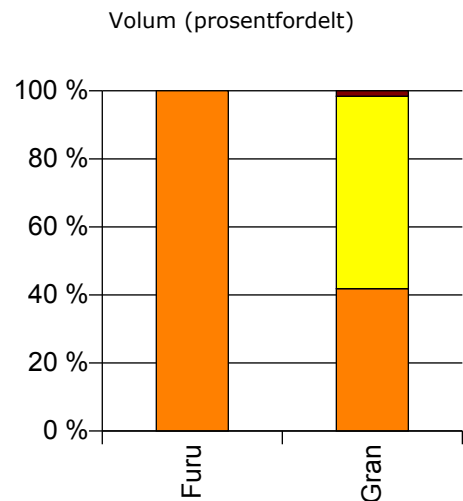
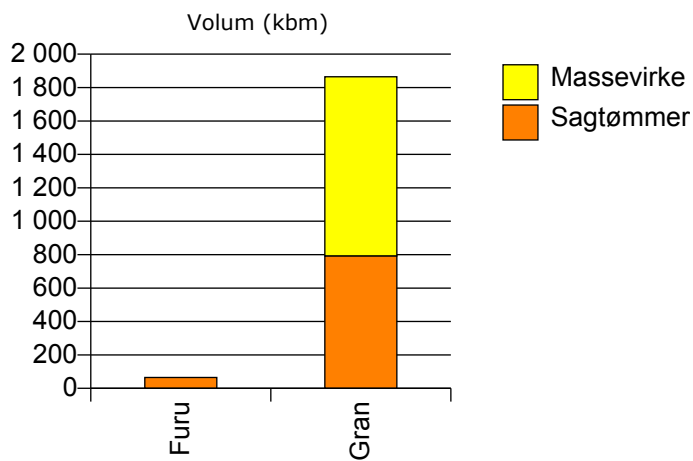
Gjennomsnittspris (kr/kbm)



1443 EID

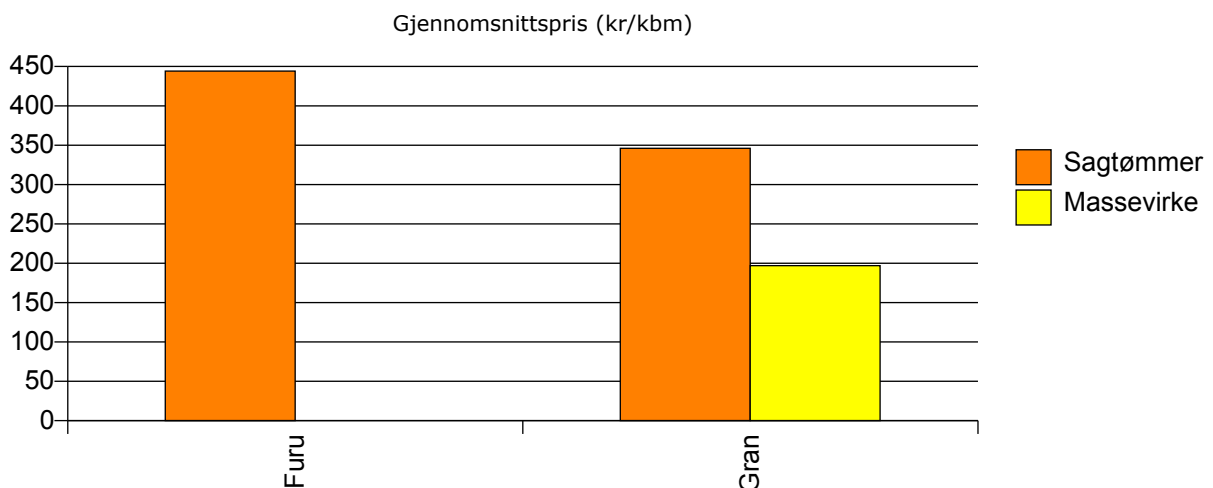
Volum 2010 (kbm)

	Sagtømmer	Massevirke	Vrak	Sum:
Furu	65			65
Gran	793	1 072	30	1 895
Sum:	858	1 072	30	1 960



Gjennomsnittspris 2010 (kr/kbm)

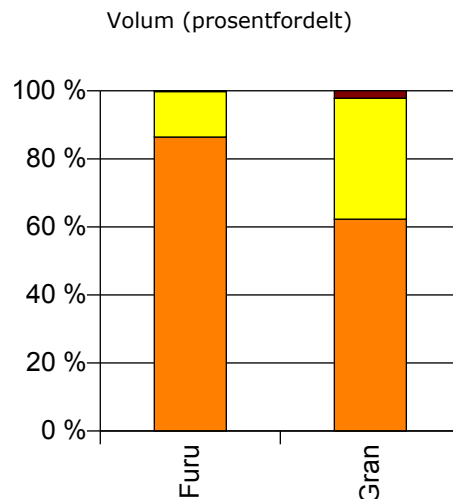
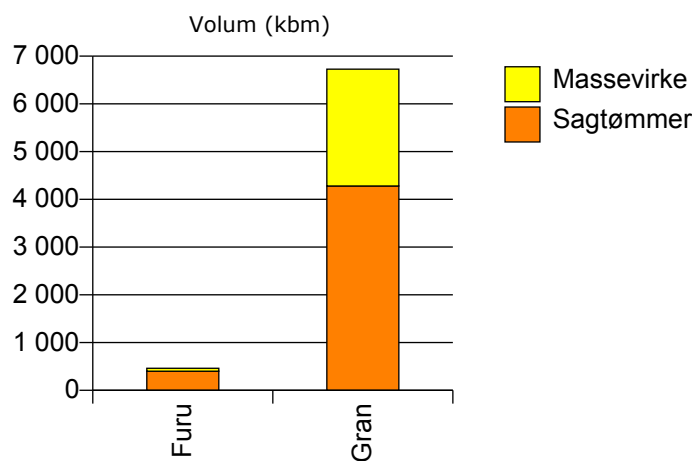
	Sagtømmer	Massevirke	Vrak	Snitt
Furu	444			444
Gran	346	197	0	256
Snitt	354	197	0	263



1445 GLOPPEN

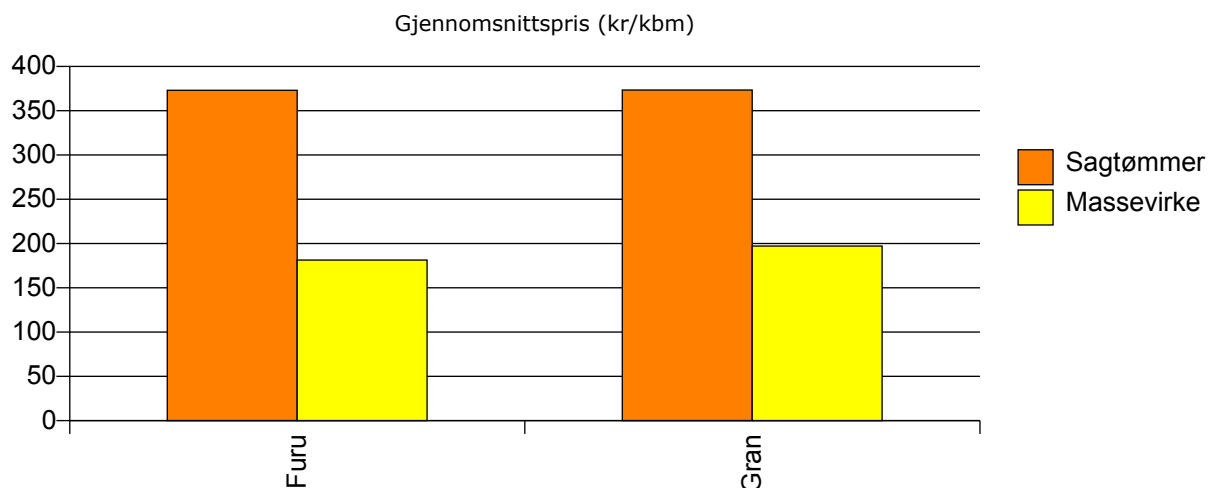
Volum 2010 (kbm)

	Sagtømmer	Massevirke	Vrak	Sum:
Furu	401	62	1	464
Gran	4 282	2 447	149	6 878
Sum:	4 683	2 509	150	7 342



Gjennomsnittspris 2010 (kr/kbm)

	Sagtømmer	Massevirke	Vrak	Snitt
Furu	373	181	0	347
Gran	373	197	0	303
Snitt	373	197	0	305

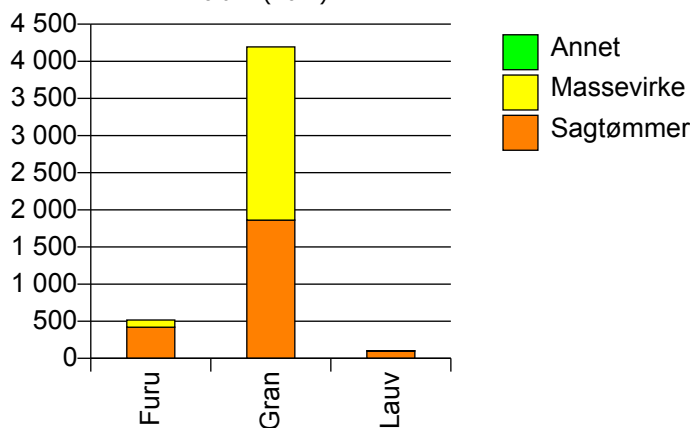


1449 STRYN

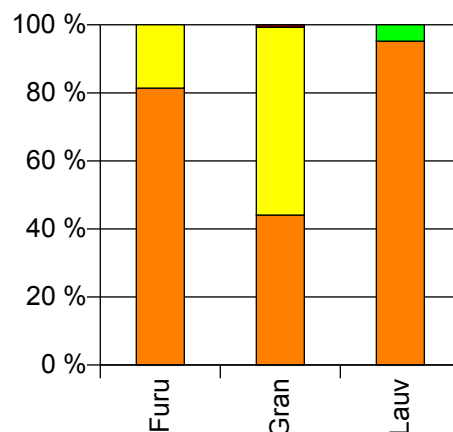
Volum 2010 (kbm)

	Sagtømmer	Massevirke	Annet	Vrak	Sum:
Furu	420	96			516
Gran	1 862	2 331		30	4 223
Lauv	99		5		104
Sum:	2 381	2 427	5	30	4 843

Volum (kbm)



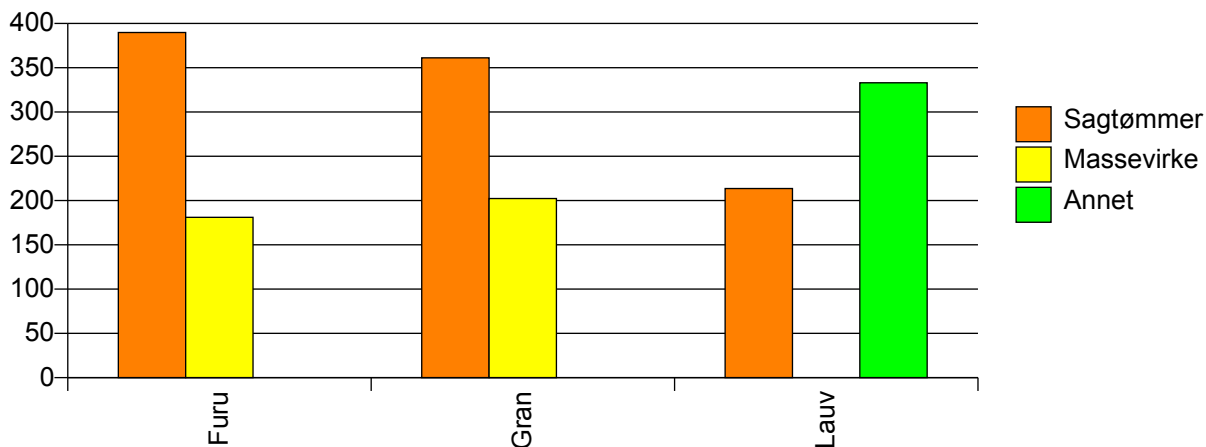
Volum (prosentfordelt)



Gjennomsnittspris 2010 (kr/kbm)

	Sagtømmer	Massevirke	Annet	Vrak	Snitt
Furu	390	181			351
Gran	361	202		0	271
Lauv	214		333		219
Snitt	360	201	333	0	278

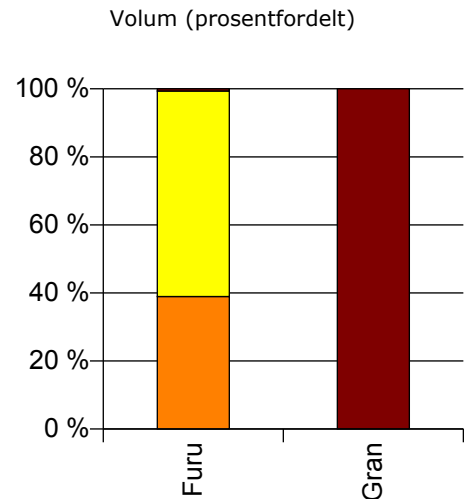
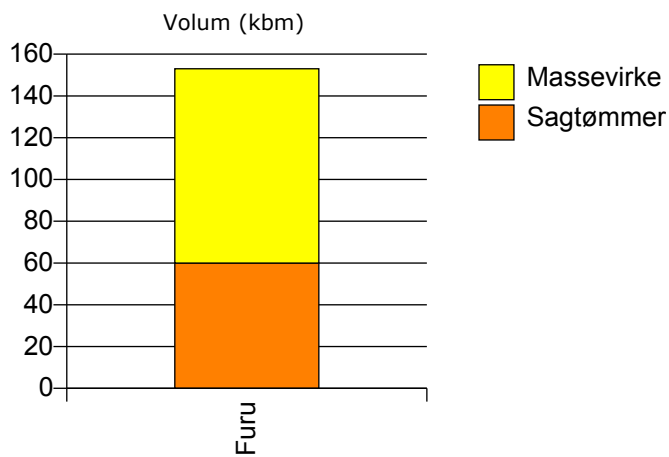
Gjennomsnittspris (kr/kbm)



1411 GULEN

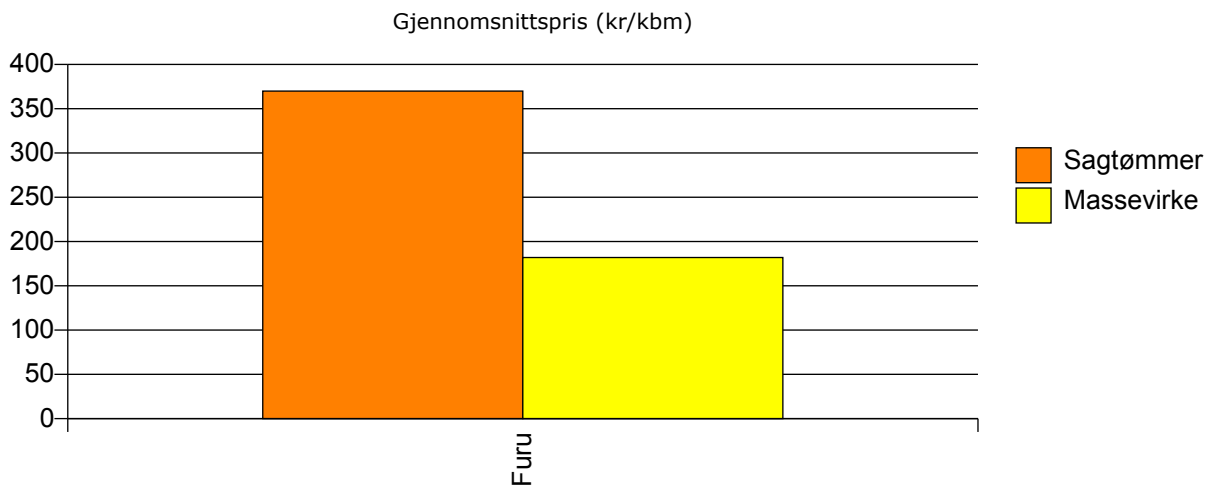
Volum 2010 (kbm)

	Sagtømmer	Massevirke	Vrak	Sum:
Furu	60	93	1	154
Gran			0	0
Sum:	60	93	1	154



Gjennomsnittspris 2010 (kr/kbm)

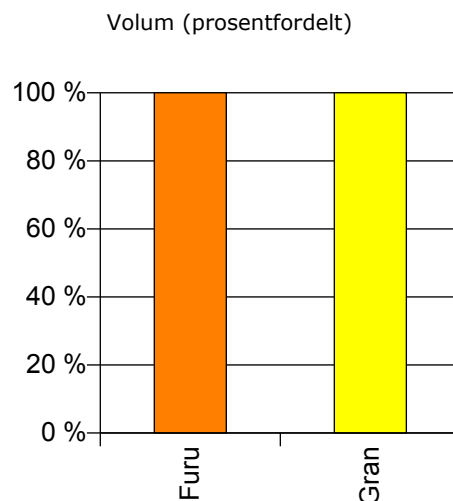
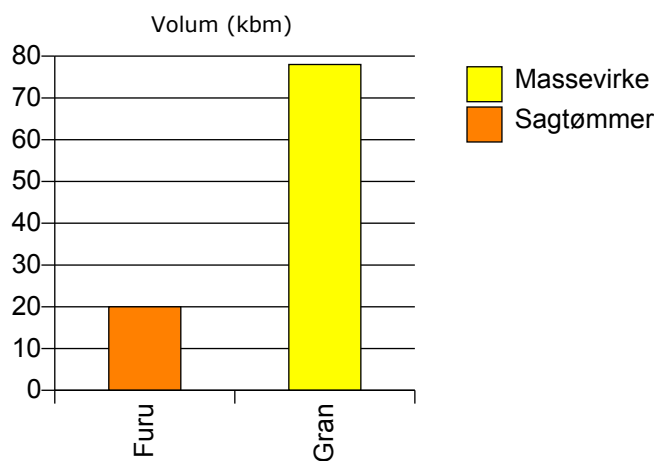
	Sagtømmer	Massevirke	Vrak	Snitt
Furu	370	182	0	254
Gran			#DIV/0	#DIV/0
Snitt	370	182	0	254



1413 HYLLESTAD

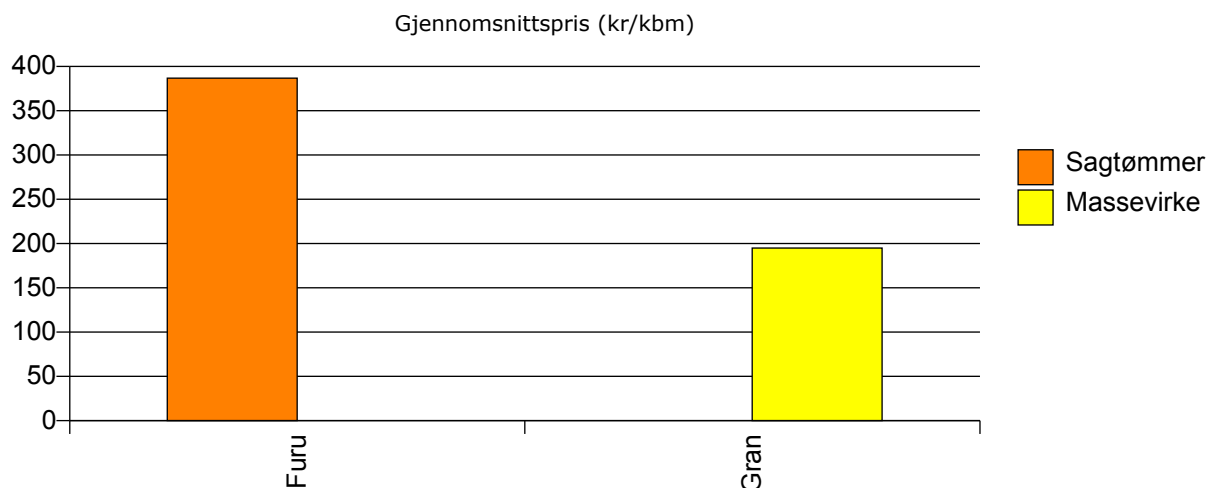
Volum 2010 (kbm)

	Sagtømmer	Massevirke	Vrak	Sum:
Furu	20			20
Gran		78	0	78
Sum:	20	78	0	98



Gjennomsnittspris 2010 (kr/kbm)

	Sagtømmer	Massevirke	Vrak	Snitt
Furu	387			387
Gran		195	#DIV/0	195
Snitt	387	195	#DIV/0	234



1419 LEIKANGER

Volum 2010 (kbm)

Sum:

Sum:

Volum (kbm)

Volum (prosentfordelt)

Snitt

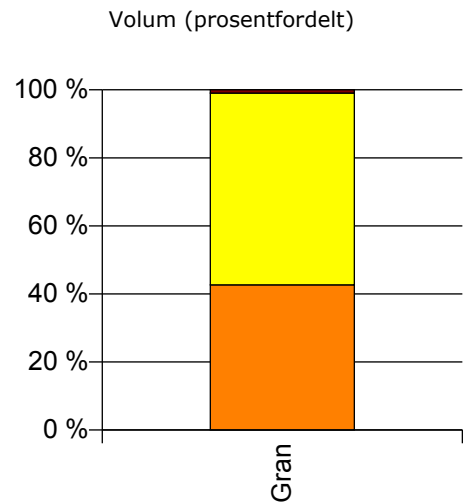
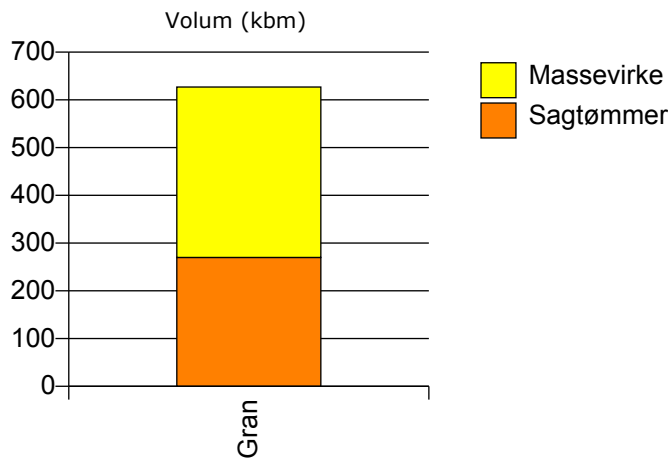
Gjennomsnittspris 2010 (kr/kbm)

Gjennomsnittspris (kr/kbm)

1444 HORNINDAL

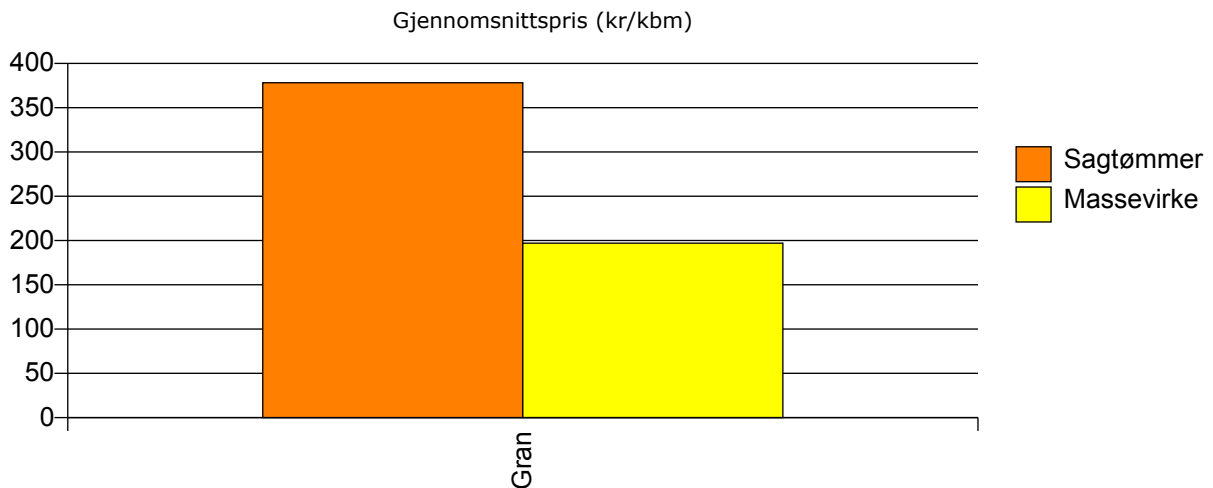
Volum 2010 (kbm)

	Sagtømmer	Massevirke	Vrak	Sum:
Gran	270	357	6	633
Sum:	270	357	6	633



Gjennomsnittspris 2010 (kr/kbm)

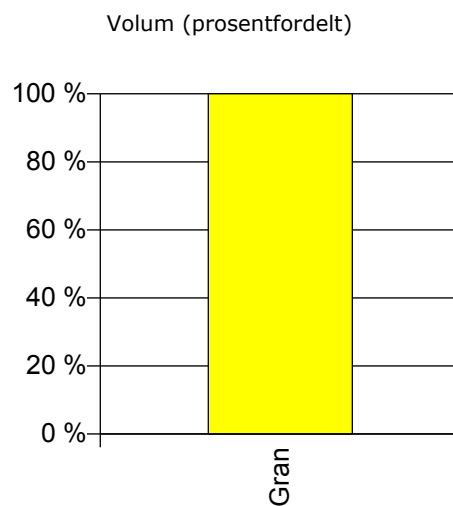
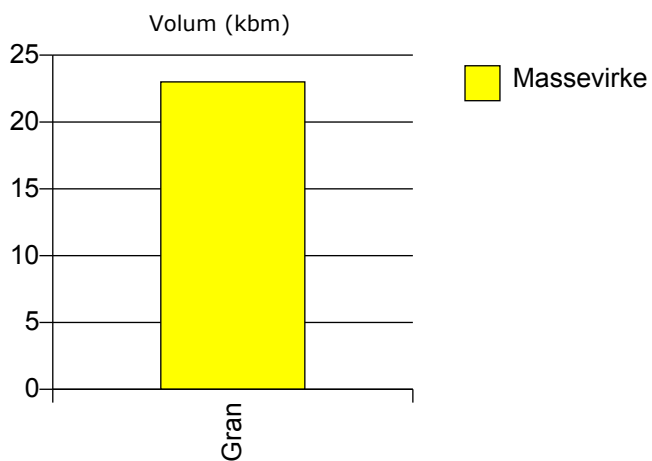
Gran	378	197	0	272
Snitt	378	197	0	272



1441 SELJE


Volum 2010 (kbm)

	Massevirke	Vrak	Sum:
Gran	23	0	23
Sum:	23	0	23



Gjennomsnittspris 2010 (kr/kbm)

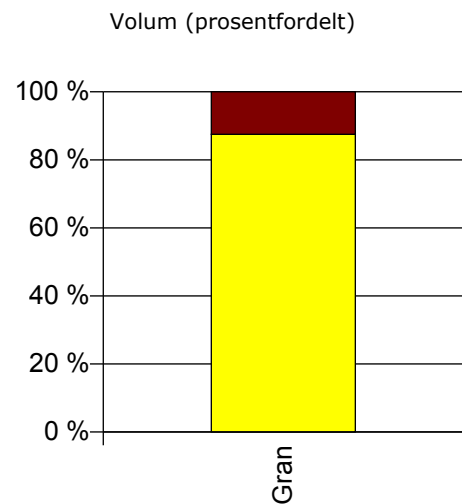
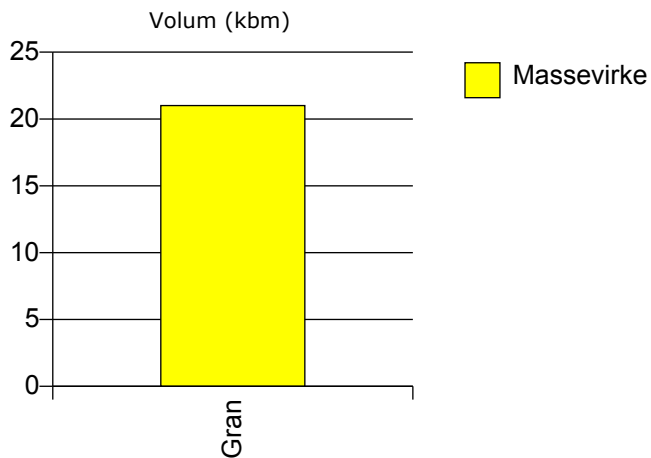
Gran	193	#DIV/0	193
Snitt	193	#DIV/0	193



1412 SOLUND

Volum 2010 (kbm)

	Massevirke	Vrak	Sum:
Gran	21	3	24
Sum:	21	3	24



Gjennomsnittspris 2010 (kr/kbm)

Gran	194	0	170
Snitt	194	0	170

