

Virkestatistikk fra

# SKOG-DATA AS

**Troms m/kommuner**

*Dataene i rapporten er hentet fra databasen som inneholder virkesdata med tilhørende innbetalinger av skogavgift. Rapporten er laget med Business Objects, som er sluttbrukerverktøyet i Skog-Data sine nye datavarehus-løsninger. Business Objects er ett meget sterkt rapportverktøy som kan presentere store mengder data effektivt.*

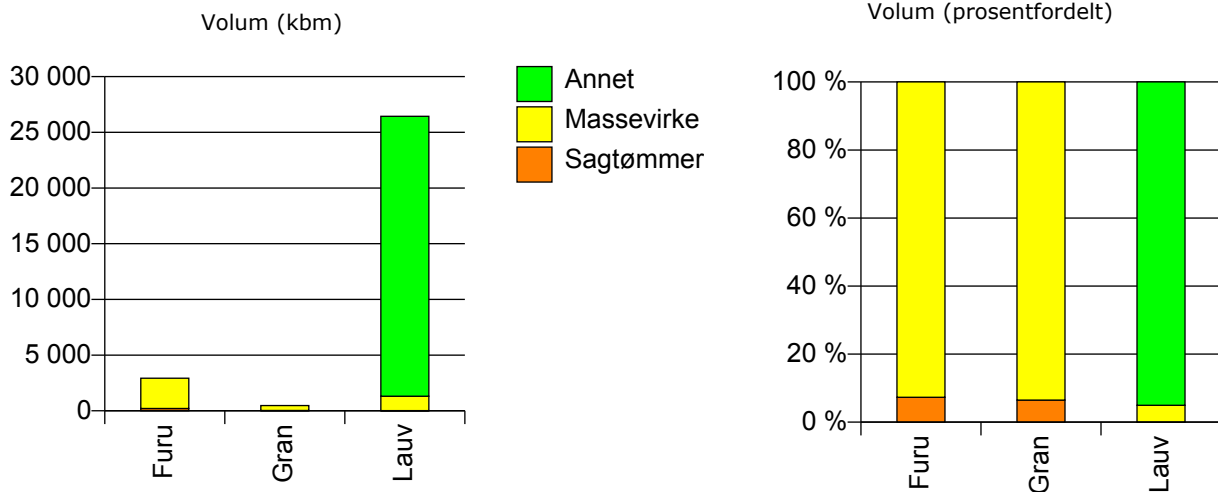
Rapportene kan lastes ned fra [www.skogdata.no/statistikk](http://www.skogdata.no/statistikk)

For mer informasjon, kontakt: [tabh@skogdata.no](mailto:tabh@skogdata.no)

## Troms

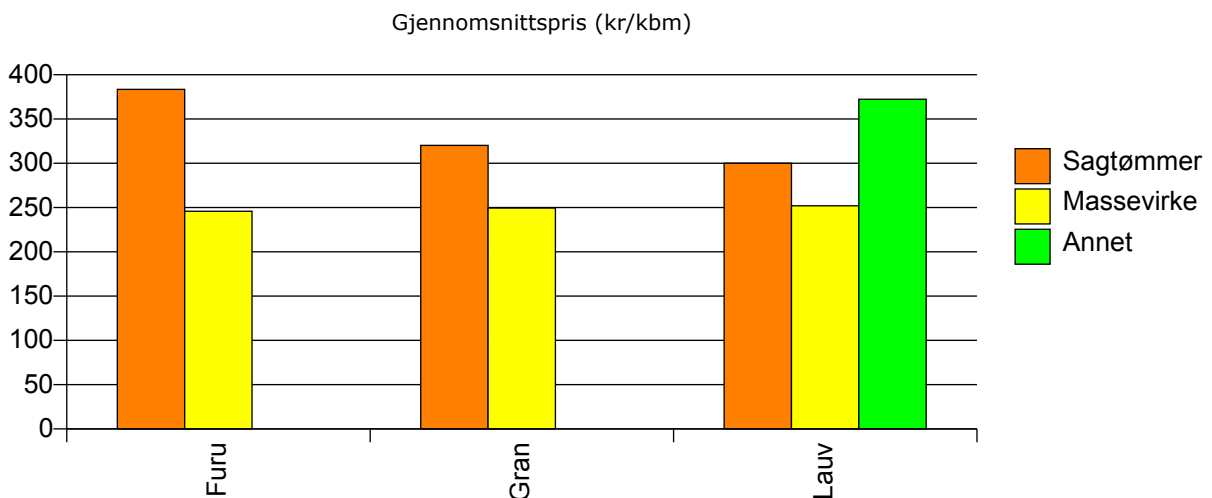
## Volum 2009

	Sagtømmer	Massevirke	Annet	Sum:
<b>Furu</b>	214	2 716		<b>2 930</b>
<b>Gran</b>	31	447		<b>478</b>
<b>Lauv</b>	20	1 294	25 128	<b>26 442</b>
<b>Sum:</b>	<b>265</b>	<b>4 457</b>	<b>25 128</b>	<b>29 850</b>



## Gjennomsnittspris 2009 (kr/kbm)

	Sagtømmer	Massevirke	Annet	Snitt:
<b>Furu</b>	383	246		<b>256</b>
<b>Gran</b>	320	249		<b>254</b>
<b>Lauv</b>	300	252	372	<b>366</b>
<b>Snitt:</b>	<b>370</b>	<b>248</b>	<b>372</b>	<b>354</b>

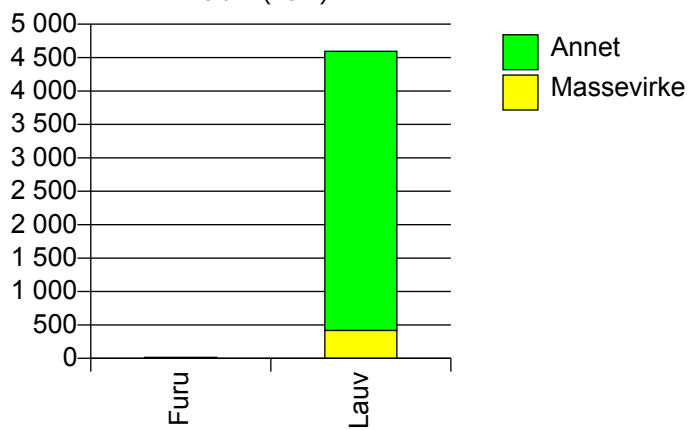


## 1922 BARDU

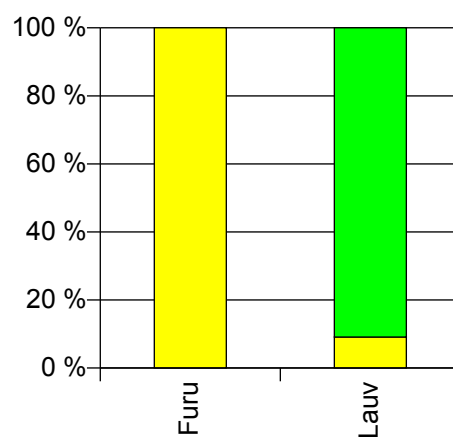
### Volum 2009 (kbm)

	Massevirke	Annet	Sum:
<b>Furu</b>	15		<b>15</b>
<b>Lauv</b>	418	4 175	<b>4 593</b>
<b>Sum:</b>	<b>433</b>	<b>4 175</b>	<b>4 608</b>

Volum (kbm)



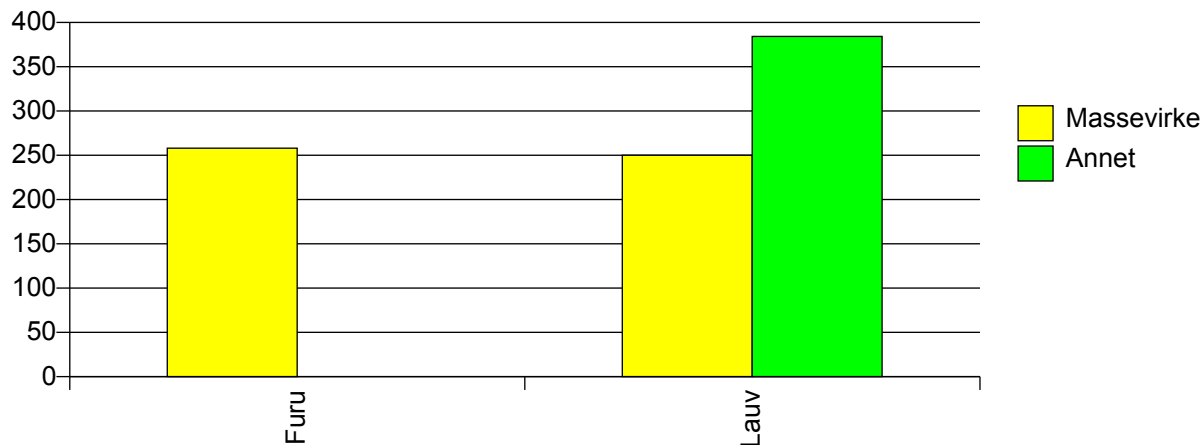
Volum (prosentfordelt)



### Gjennomsnittspris 2009 (kr/kbm)

	Massevirke	Annet	Snitt
<b>Furu</b>	258		<b>258</b>
<b>Lauv</b>	250	384	<b>372</b>
<b>Snitt</b>	<b>250</b>	<b>384</b>	<b>372</b>

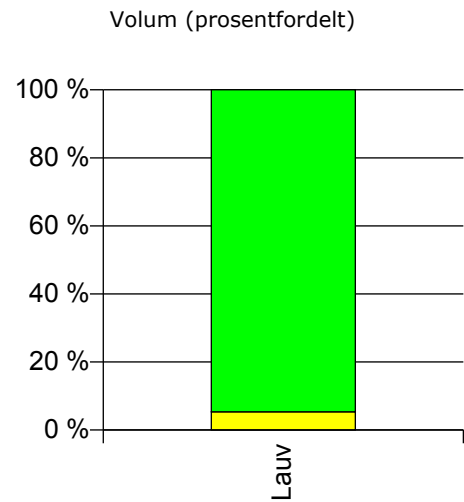
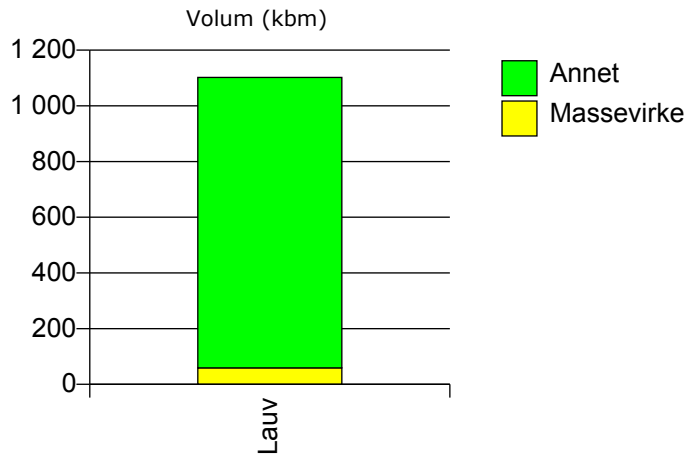
Gjennomsnittspris (kr/kbm)



1923 SALANGEN

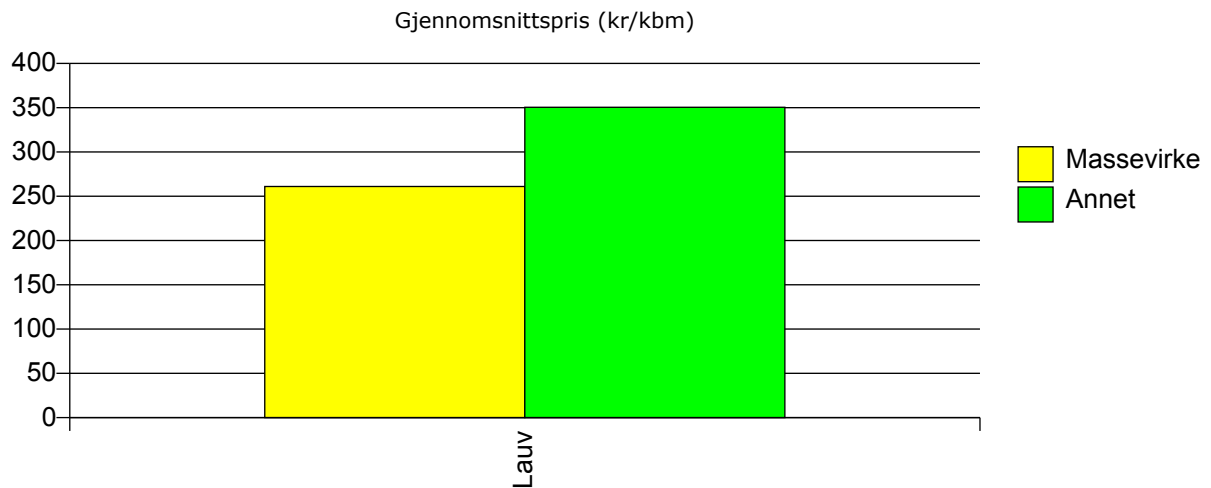
Volum 2009 (kbm)

	Massevirke	Annet	Sum:
Lauv	59	1 043	1 102
<b>Sum:</b>	<b>59</b>	<b>1 043</b>	<b>1 102</b>



Gjennomsnittspris 2009 (kr/kbm)

Lauv	261	351	346
<b>Snitt</b>	<b>261</b>	<b>351</b>	<b>346</b>

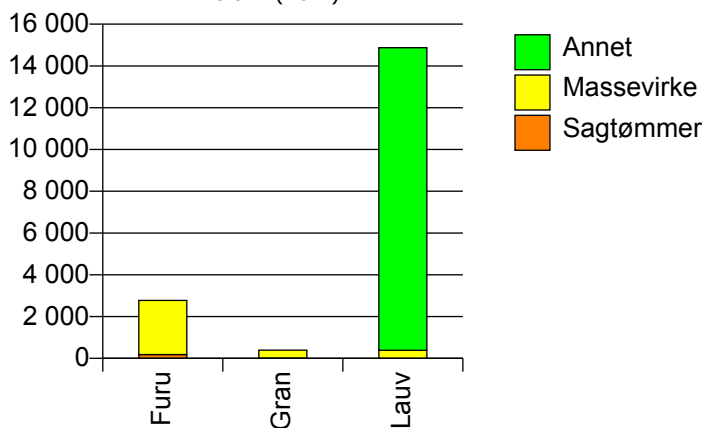


## 1924 MÅLSELV

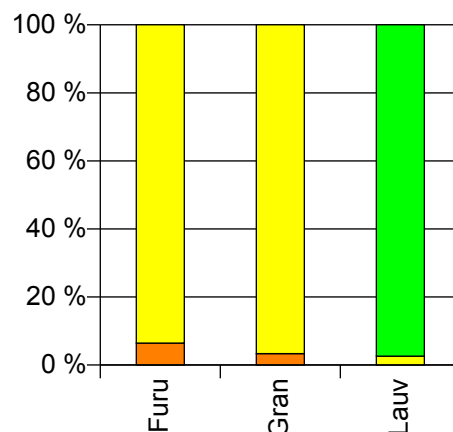
## Volum 2009 (kbm)

	Sagtømmer	Massevirke	Annet	Sum:
<b>Furu</b>	179	2 598		<b>2 777</b>
<b>Gran</b>	13	377		<b>390</b>
<b>Lauv</b>		388	14 483	<b>14 871</b>
<b>Sum:</b>	<b>192</b>	<b>3 363</b>	<b>14 483</b>	<b>18 038</b>

Volum (kbm)



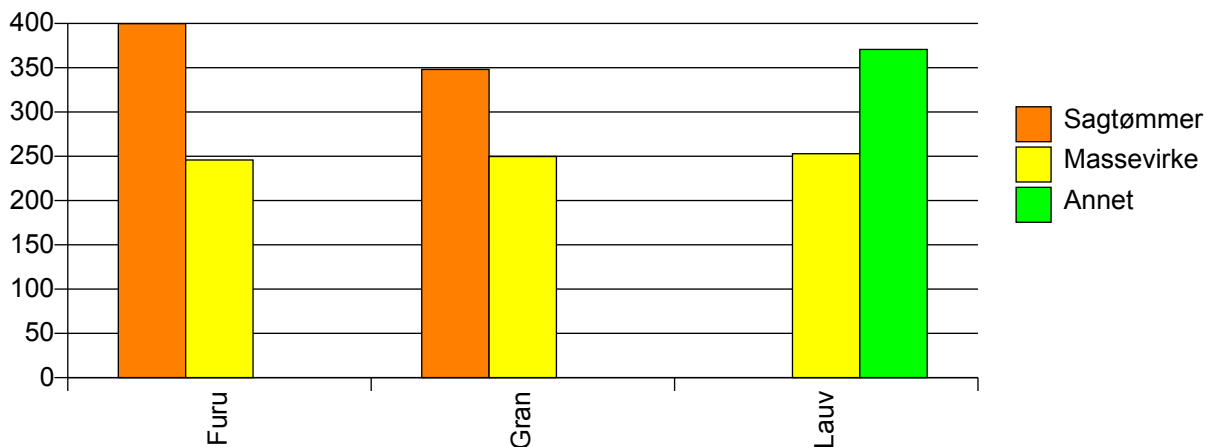
Volum (prosentfordelt)



## Gjennomsnittspris 2009 (kr/kbm)

	Sagtømmer	Massevirke	Annet	Snitt
<b>Furu</b>	400	246		<b>256</b>
<b>Gran</b>	348	250		<b>253</b>
<b>Lauv</b>		253	371	<b>368</b>
<b>Snitt</b>	<b>396</b>	<b>247</b>	<b>371</b>	<b>348</b>

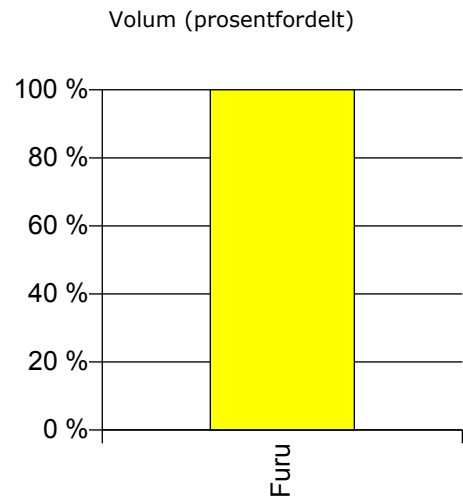
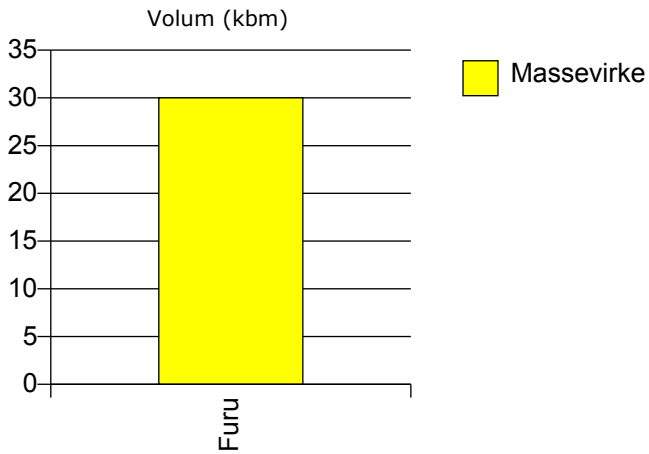
Gjennomsnittspris (kr/kbm)



## 1938 LYNGEN


### Volum 2009 (kbm)

	Massevirke	Sum:
<b>Furu</b>	30	<b>30</b>
<b>Sum:</b>	<b>30</b>	<b>30</b>



### Gjennomsnittspris 2009 (kr/kbm)

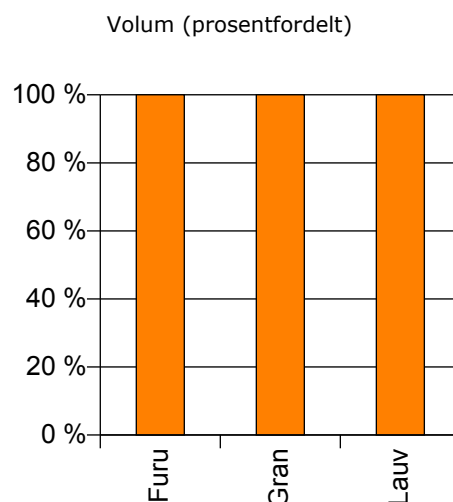
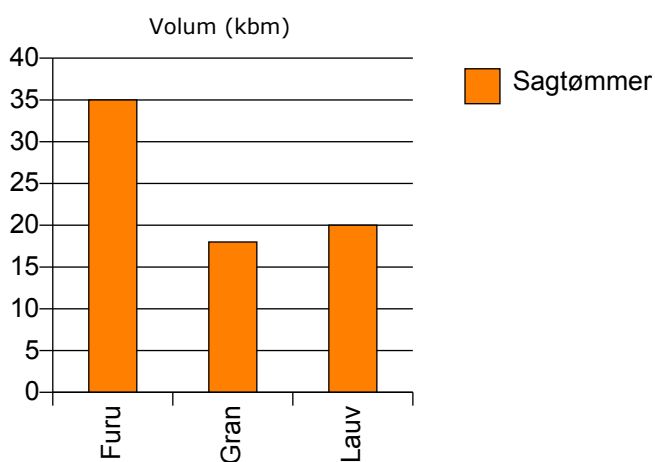
<b>Furu</b>	229	<b>229</b>
<b>Snitt</b>	<b>229</b>	<b>229</b>



# 1942 NORDREISA

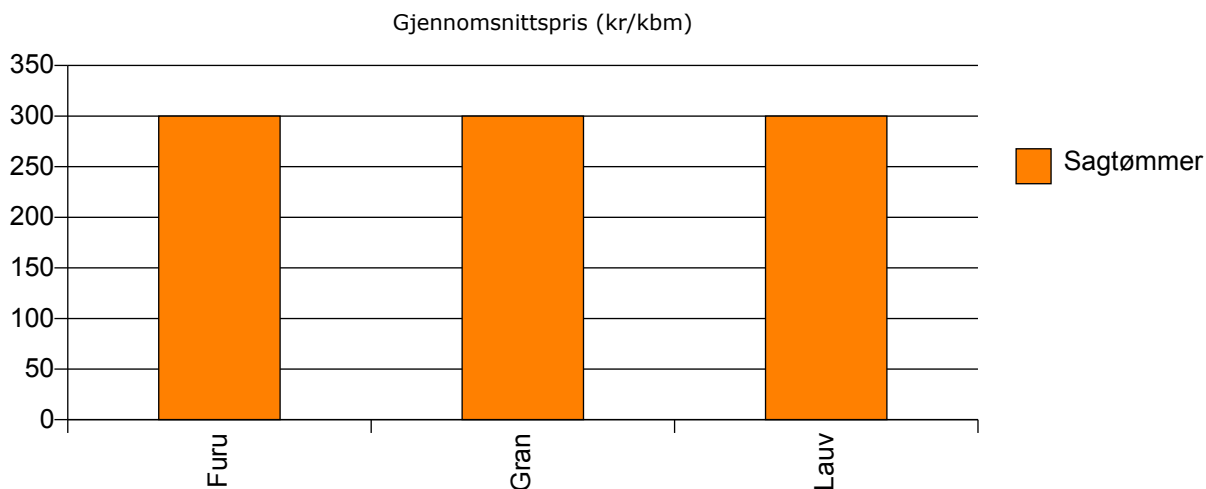
## Volum 2009 (kbm)

	Sagtømmer	Sum:
<b>Furu</b>	35	<b>35</b>
<b>Gran</b>	18	<b>18</b>
<b>Lauv</b>	20	<b>20</b>
<b>Sum:</b>	<b>73</b>	<b>73</b>



## Gjennomsnittspris 2009 (kr/kbm)

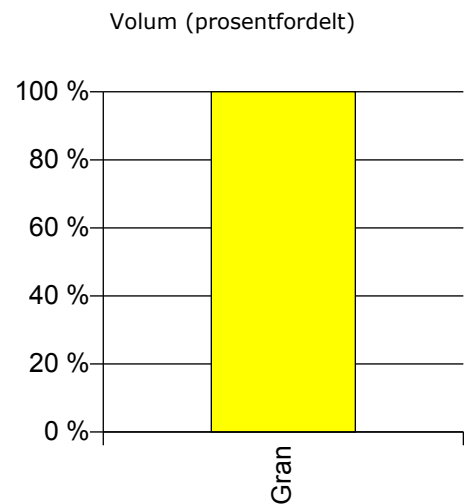
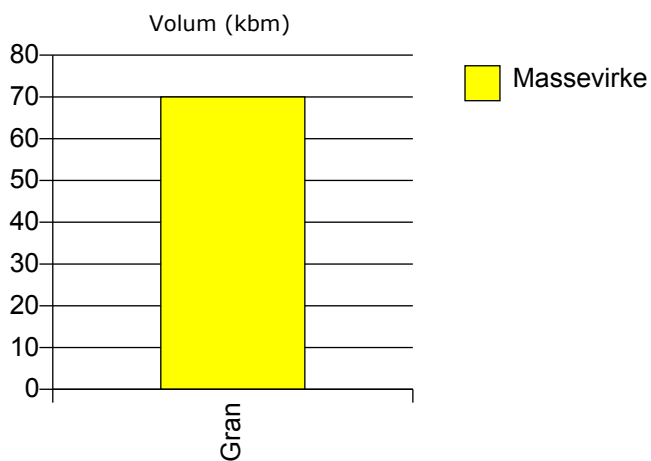
	Sagtømmer	Snitt
<b>Furu</b>	300	<b>300</b>
<b>Gran</b>	300	<b>300</b>
<b>Lauv</b>	300	<b>300</b>
<b>Snitt</b>	<b>300</b>	<b>300</b>



## 1901 HARSTAD


### Volum 2009 (kbm)

	Massevirke	Sum:
<b>Gran</b>	70	<b>70</b>
<b>Sum:</b>	<b>70</b>	<b>70</b>



### Gjennomsnittspris 2009 (kr/kbm)

<b>Gran</b>	248	<b>248</b>
<b>Snitt</b>	<b>248</b>	<b>248</b>

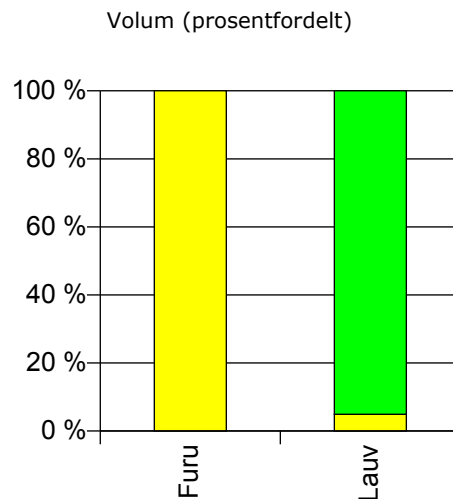
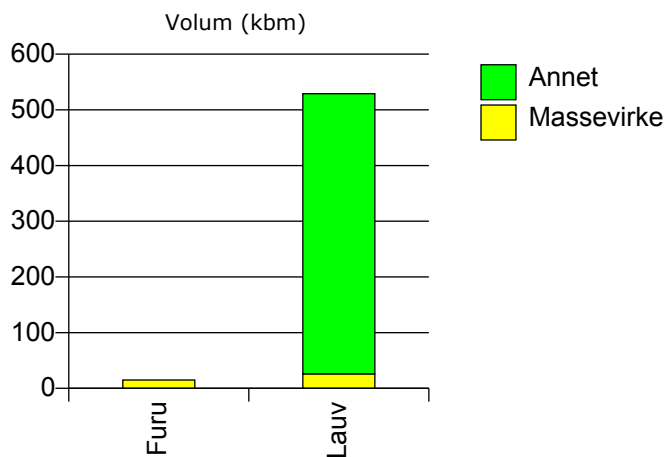




## 1933 BALSFJORD

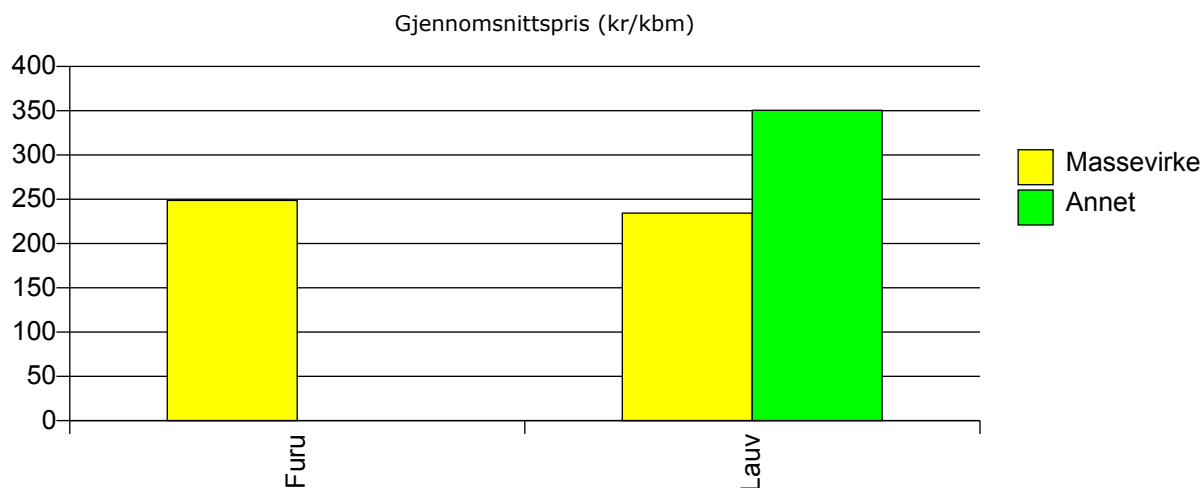
### Volum 2009 (kbm)

	Massevirke	Annet	Sum:
<b>Furu</b>	15		<b>15</b>
<b>Lauv</b>	26	503	<b>529</b>
<b>Sum:</b>	<b>41</b>	<b>503</b>	<b>544</b>



### Gjennomsnittspris 2009 (kr/kbm)

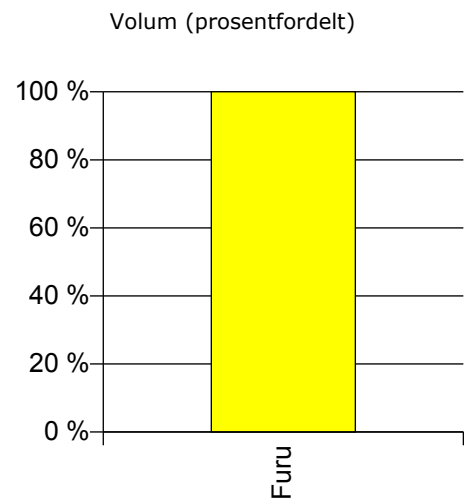
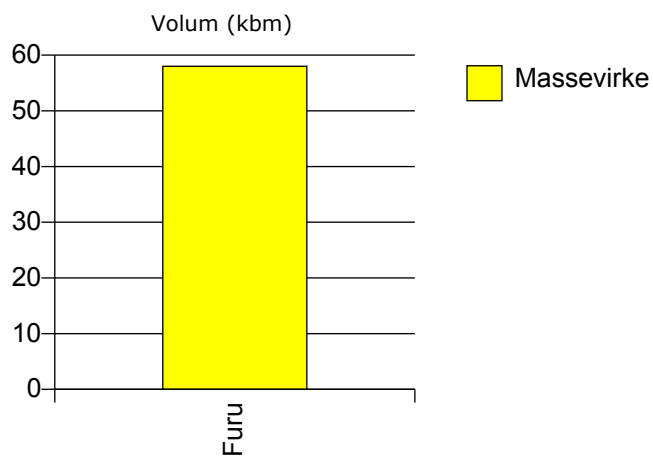
	Massevirke	Annet	Snitt
<b>Furu</b>	249		<b>249</b>
<b>Lauv</b>	234	350	<b>345</b>
<b>Snitt</b>	<b>240</b>	<b>350</b>	<b>342</b>



1939 STORFJORD

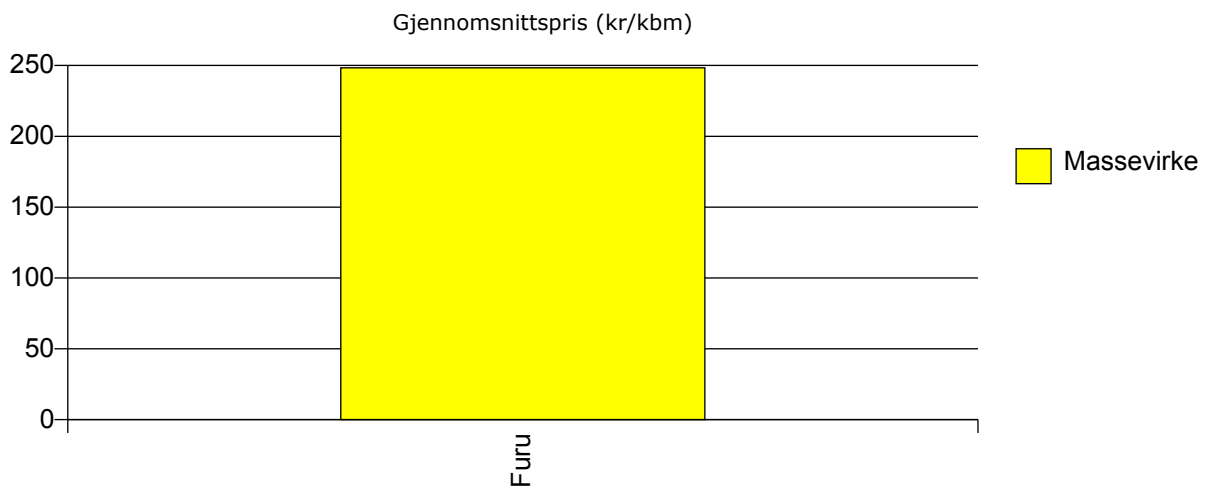
Volum 2009 (kbm)

	Massevirke	Sum:
<b>Furu</b>	58	<b>58</b>
<b>Sum:</b>	<b>58</b>	<b>58</b>



Gjennomsnittspris 2009 (kr/kbm)

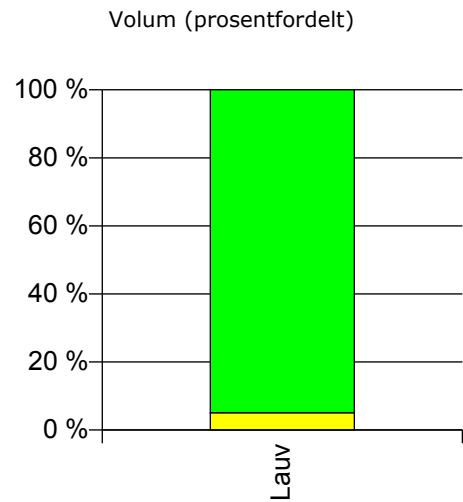
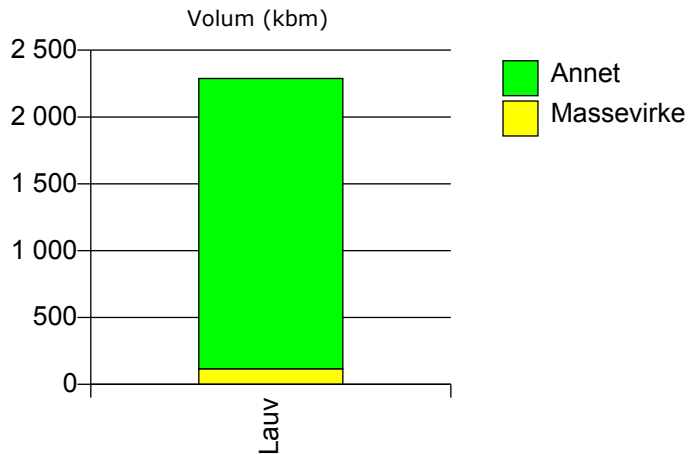
<b>Furu</b>	248	<b>248</b>
<b>Snitt</b>	<b>248</b>	<b>248</b>



# 1925 SØRREISA

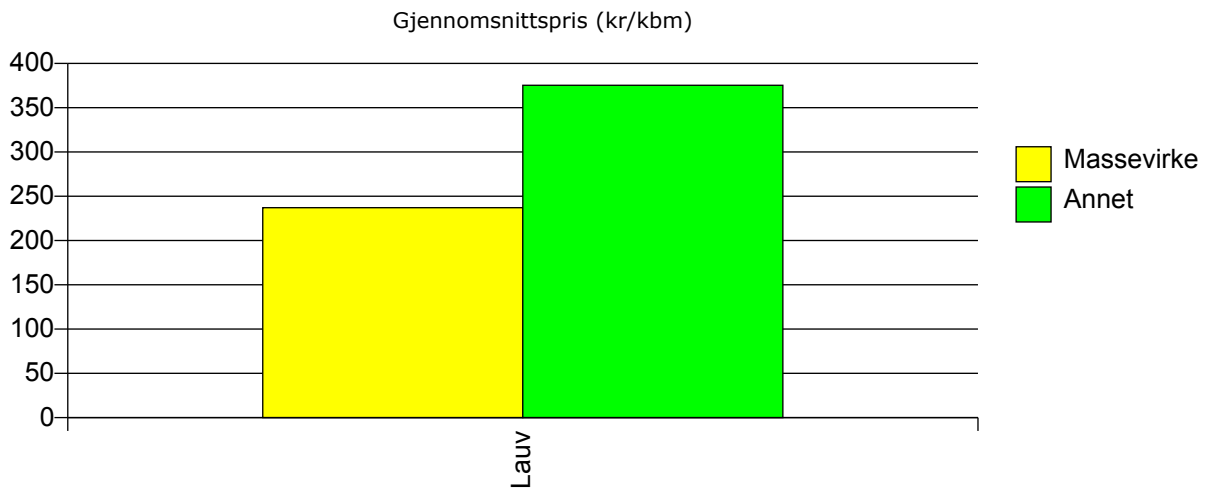
## Volum 2009 (kbm)

	Massevirke	Annet	Sum:
<b>Lauv</b>	116	2 172	<b>2 288</b>
<b>Sum:</b>	<b>116</b>	<b>2 172</b>	<b>2 288</b>



## Gjennomsnittspris 2009 (kr/kbm)

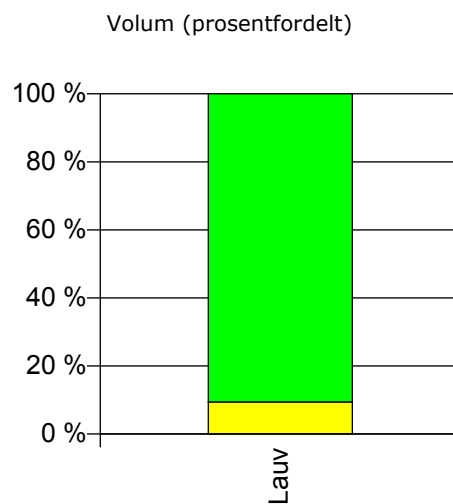
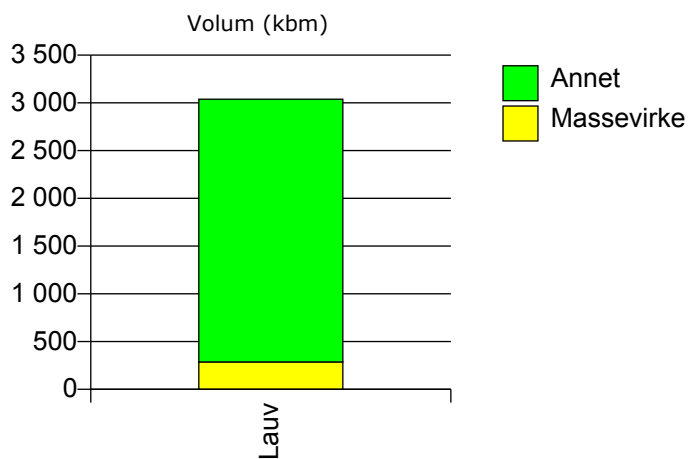
<b>Lauv</b>	237	375	<b>368</b>
<b>Snitt</b>	<b>237</b>	<b>375</b>	<b>368</b>



## 1931 LENVIK

### Volum 2009 (kbm)

	Massevirke	Annet	Sum:
<b>Lauv</b>	287	2 752	<b>3 039</b>
<b>Sum:</b>	<b>287</b>	<b>2 752</b>	<b>3 039</b>



### Gjennomsnittspris 2009 (kr/kbm)

<b>Lauv</b>	259	373	<b>362</b>
<b>Snitt</b>	<b>259</b>	<b>373</b>	<b>362</b>

