

Virkestatistikk fra

SKOG-DATA AS

Sogn og Fjordane m/kommuner

Dataene i rapporten er hentet fra databasen som inneholder virkesdata med tilhørende innbetalinger av skogavgift. Rapporten er laget med Business Objects, som er sluttbrukerverktøyet i Skog-Data sine nye datavarehus-løsninger. Business Objects er ett meget sterkt rapportverktøy som kan presentere store mengder data effektivt.

Rapportene kan lastes ned fra www.skogdata.no/statistikk

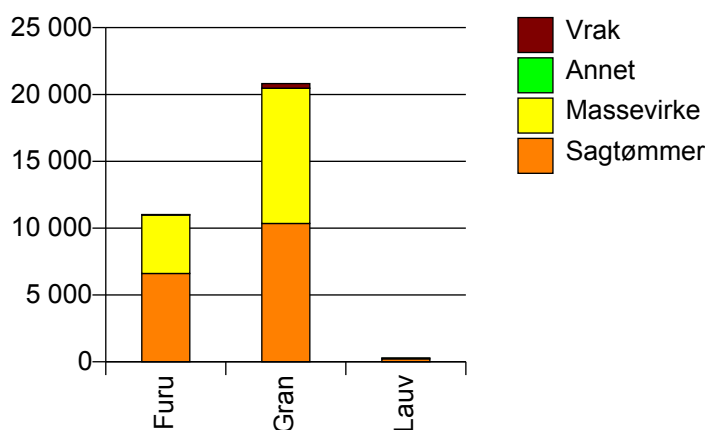
For mer informasjon, kontakt: tabh@skogdata.no

Sogn og Fjordane

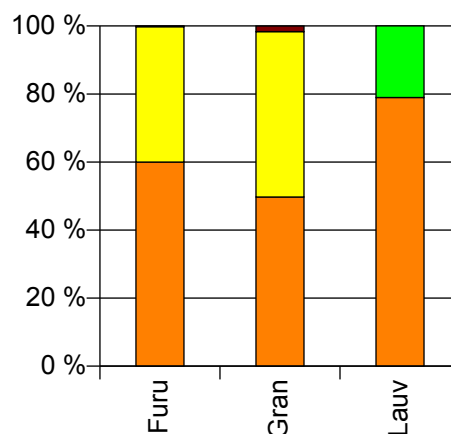
Volum 2009

	Sagtømmer	Massevirke	Annet	Vrak	Sum:
Furu	6 608	4 385		23	11 016
Gran	10 350	10 116		348	20 814
Lauv	229		61		290
Sum:	17 187	14 501	61	371	32 120

Volum (kbm)



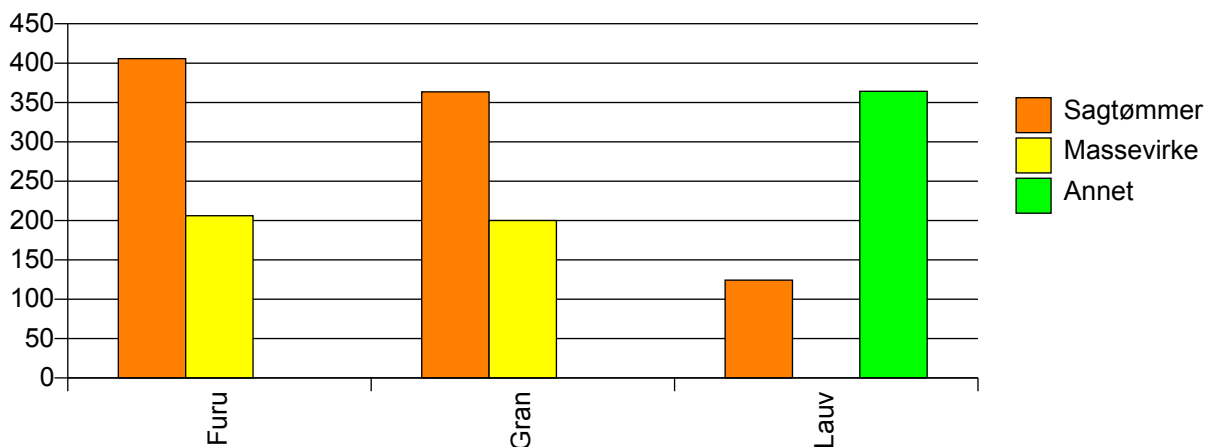
Volum (prosentfordelt)



Gjennomsnittspris 2009 (kr/kbm)

	Sagtømmer	Massevirke	Annet	Vrak	Snitt:
Furu	406	206		0	325
Gran	363	200		0	278
Lauv	124		364		175
Snitt:	377	202	364	0	293

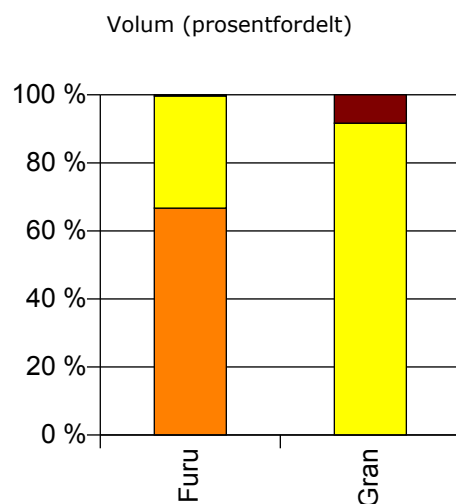
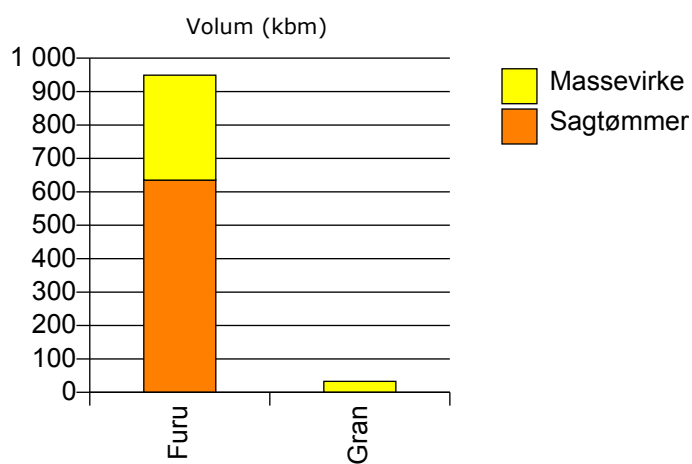
Gjennomsnittspris (kr/kbm)



1401 FLORA

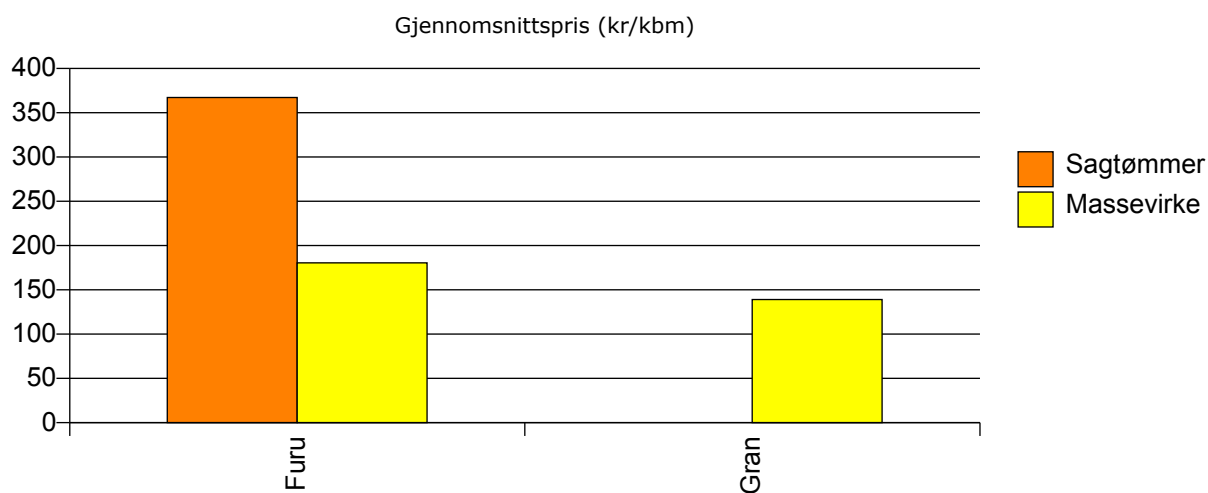
Volum 2009 (kbm)

	Sagtømmer	Massevirke	Vrak	Sum:
Furu	635	314	3	952
Gran		33	3	36
Sum:	635	347	6	988



Gjennomsnittspris 2009 (kr/kbm)

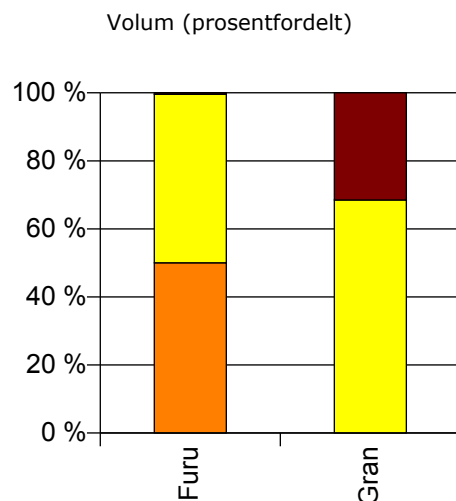
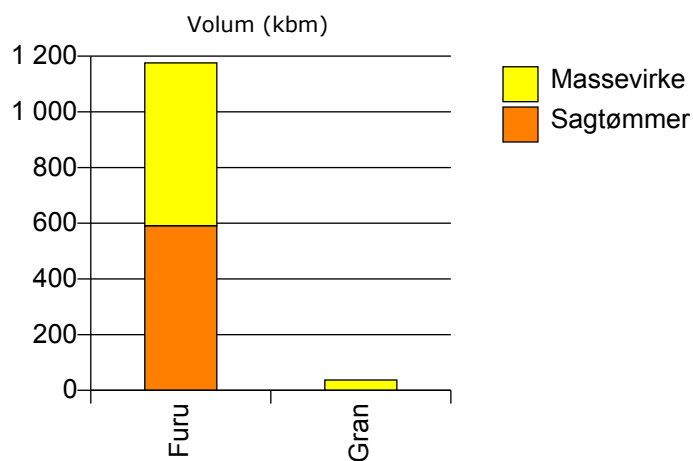
	Sagtømmer	Massevirke	Vrak	Snitt
Furu	367	181	0	304
Gran		139	0	128
Snitt	367	177	0	298



1416 HØYANGER

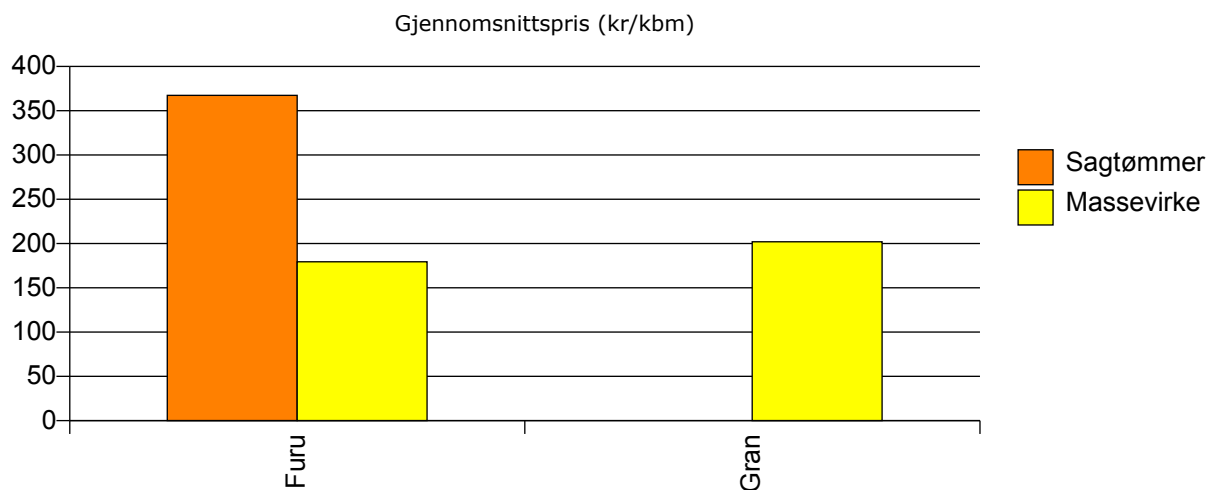
Volum 2009 (kbm)

	Sagtømmer	Massevirke	Vrak	Sum:
Furu	591	585	5	1 181
Gran		37	17	54
Sum:	591	622	22	1 235



Gjennomsnittspris 2009 (kr/kbm)

	Sagtømmer	Massevirke	Vrak	Snitt
Furu	367	179	0	273
Gran		202	0	138
Snitt	367	181	0	267

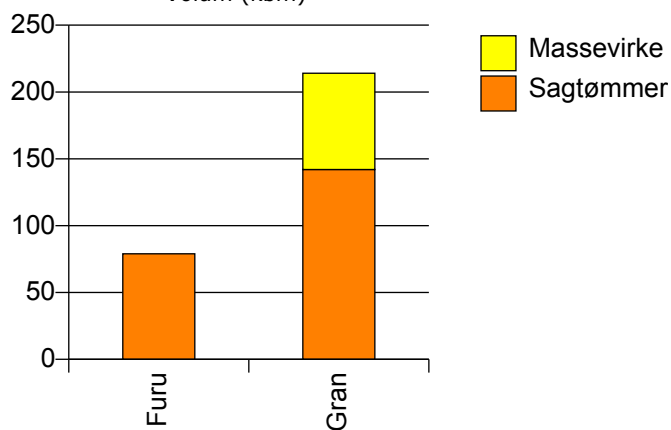


1417 VIK

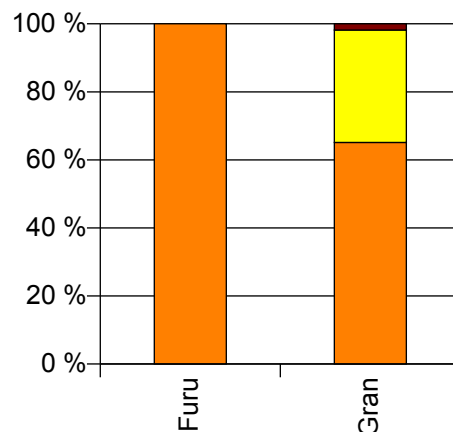
Volum 2009 (kbm)

	Sagtømmer	Massevirke	Vrak	Sum:
Furu	79			79
Gran	142	72	4	218
Sum:	221	72	4	297

Volum (kbm)



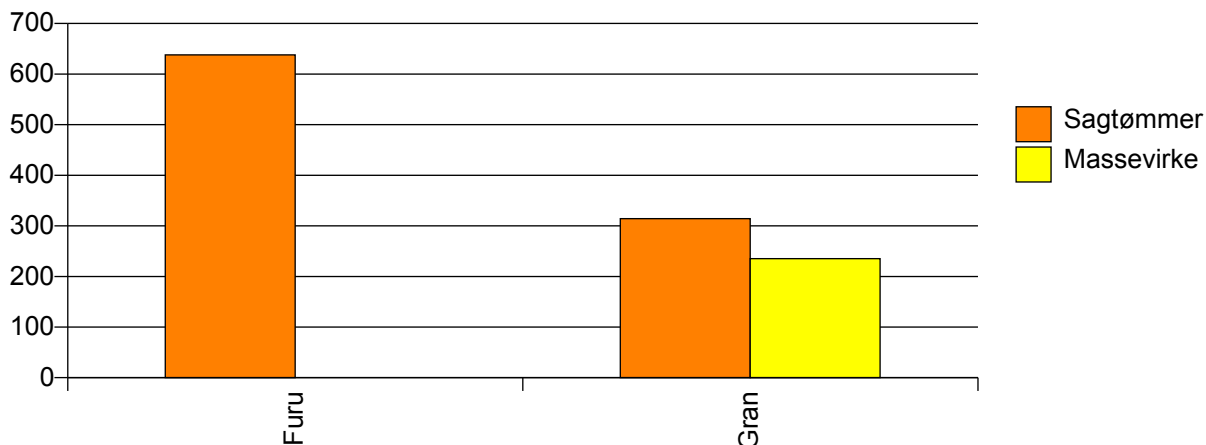
Volum (prosentfordelt)



Gjennomsnittspris 2009 (kr/kbm)

	Sagtømmer	Massevirke	Vrak	Snitt
Furu	638			638
Gran	314	235	0	282
Snitt	430	235	0	377

Gjennomsnittspris (kr/kbm)

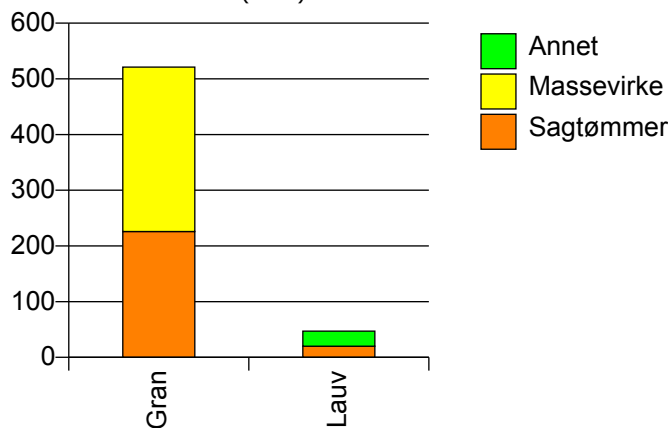


1418 BALESTRAND

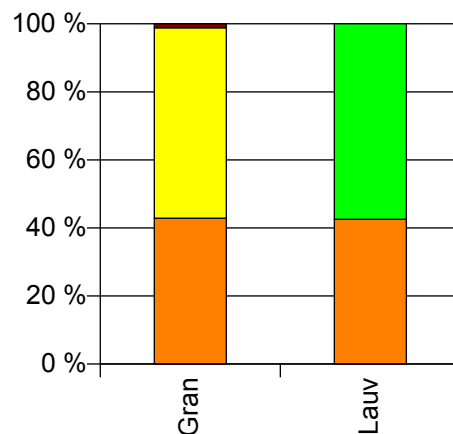
Volum 2009 (kbm)

	Sagtømmer	Massevirke	Annet	Vrak	Sum:
Gran	226	295		6	527
Lauv	20		27		47
Sum:	246	295	27	6	574

Volum (kbm)



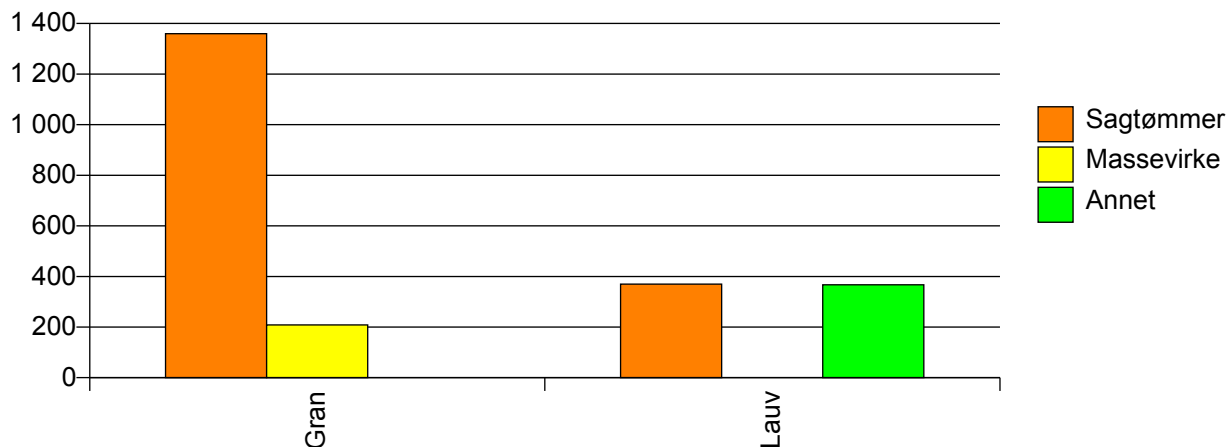
Volum (prosentfordelt)



Gjennomsnittspris 2009 (kr/kbm)

	Sagtømmer	Massevirke	Annet	Vrak	Snitt
Gran	1 360	209		0	700
Lauv	370		367		368
Snitt	1 279	209	367	0	673

Gjennomsnittspris (kr/kbm)

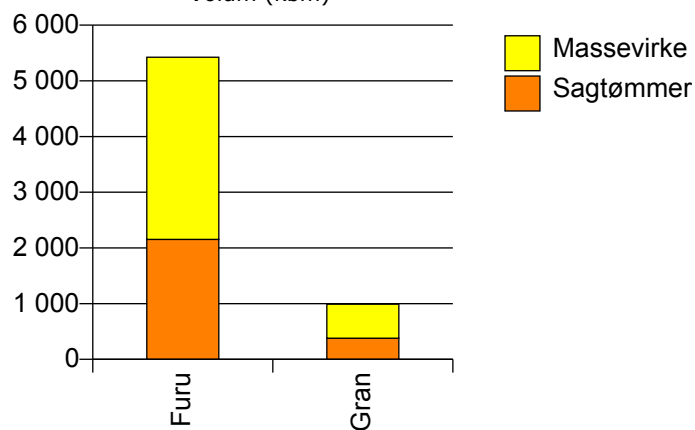


1420 SOGDAL

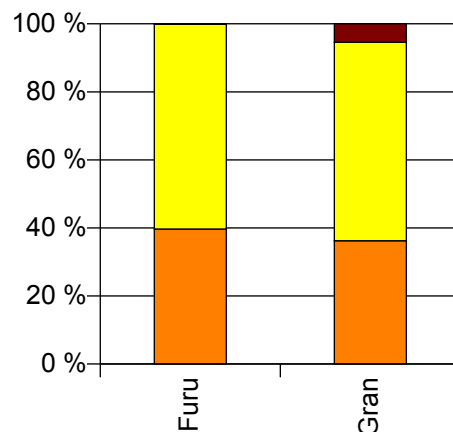
Volum 2009 (kbm)

	Sagtømmer	Massevirke	Vrak	Sum:
Furu	2 154	3 270	2	5 426
Gran	380	611	57	1 048
Sum:	2 534	3 881	59	6 474

Volum (kbm)



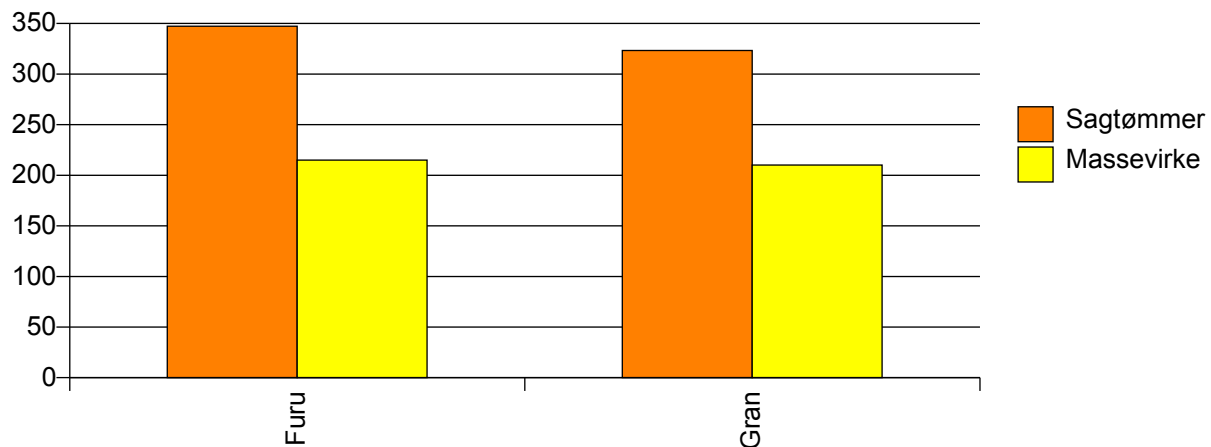
Volum (prosentfordelt)



Gjennomsnittspris 2009 (kr/kbm)

	Sagtømmer	Massevirke	Vrak	Snitt
Furu	347	215	0	267
Gran	323	210	0	240
Snitt	344	214	0	263

Gjennomsnittspris (kr/kbm)

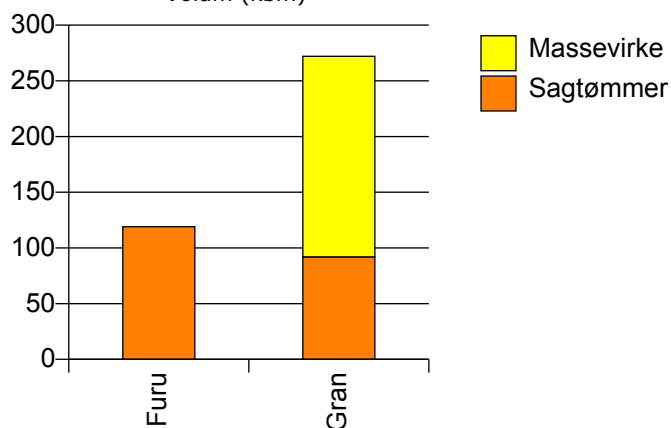


1426 LUSTER

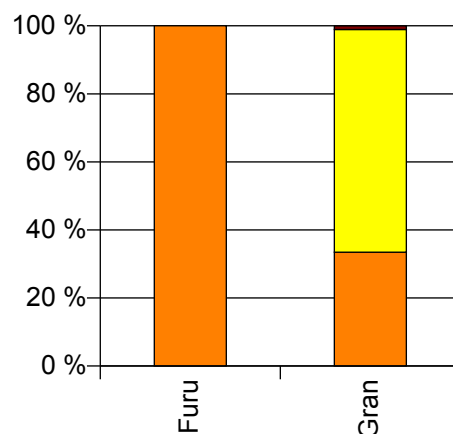
Volum 2009 (kbm)

	Sagtømmer	Massevirke	Vrak	Sum:
Furu	119			119
Gran	92	180	3	275
Sum:	211	180	3	394

Volum (kbm)



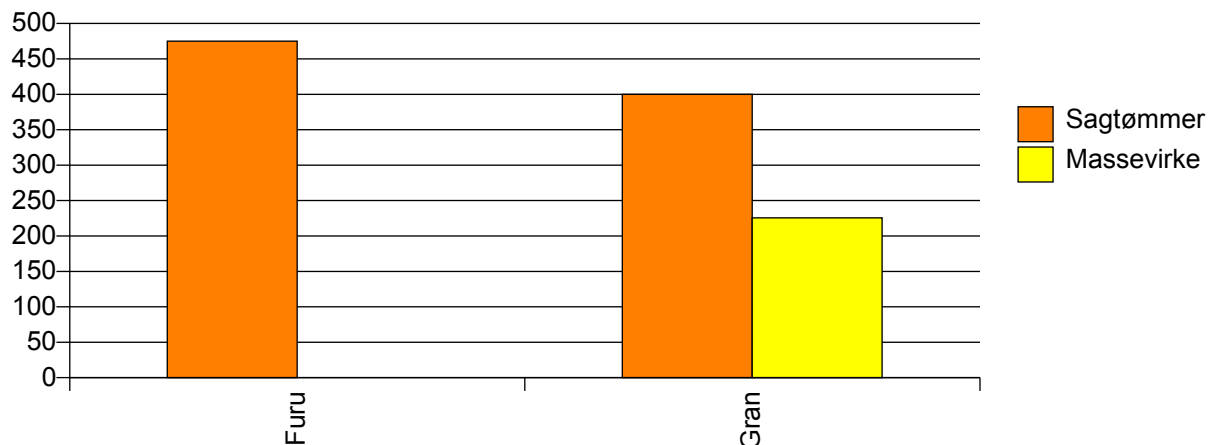
Volum (prosentfordelt)



Gjennomsnittspris 2009 (kr/kbm)

	Sagtømmer	Massevirke	Vrak	Snitt
Furu	475			475
Gran	400	226	0	282
Snitt	442	226	0	340

Gjennomsnittspris (kr/kbm)

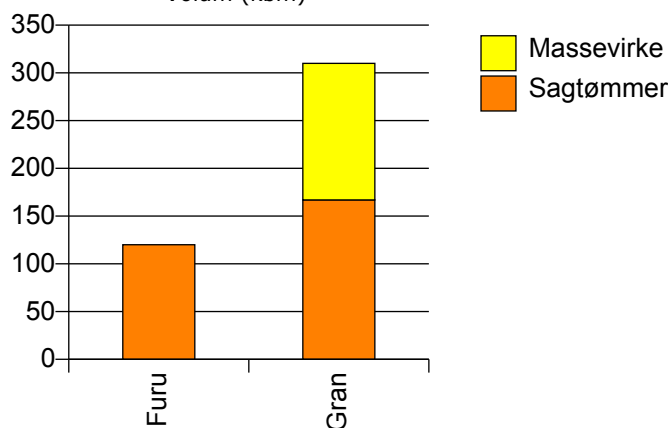


1429 FJALER

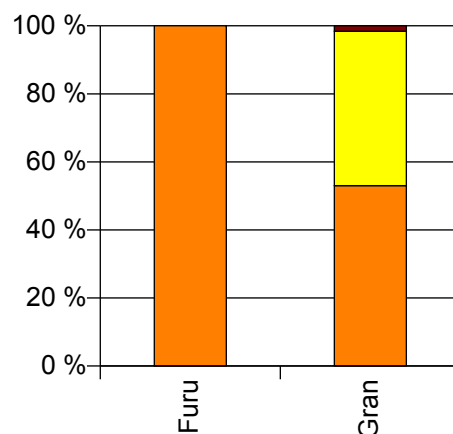
Volum 2009 (kbm)

	Sagtømmer	Massevirke	Vrak	Sum:
Furu	120			120
Gran	167	143	5	315
Sum:	287	143	5	435

Volum (kbm)



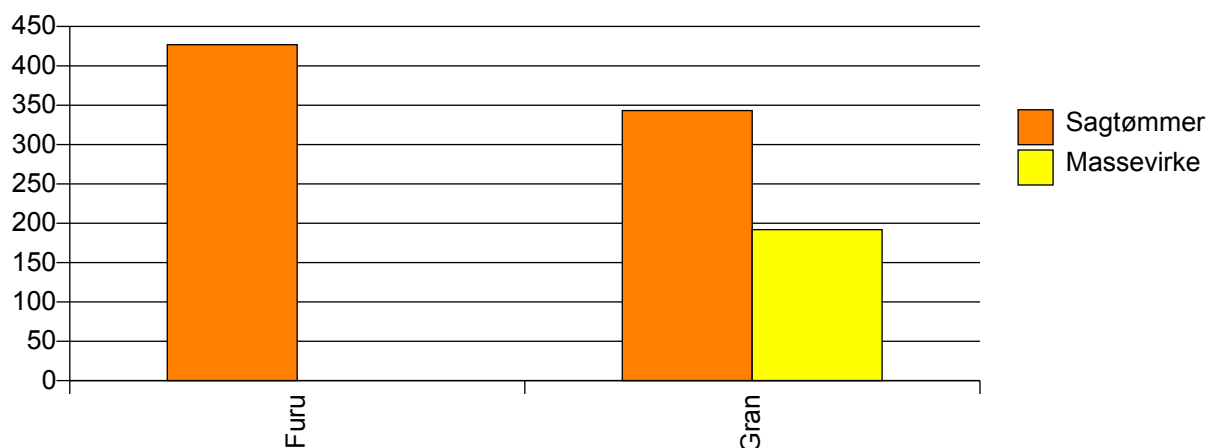
Volum (prosentfordelt)



Gjennomsnittspris 2009 (kr/kbm)

	Sagtømmer	Massevirke	Vrak	Snitt
Furu	427			427
Gran	343	192	0	269
Snitt	378	192	0	313

Gjennomsnittspris (kr/kbm)

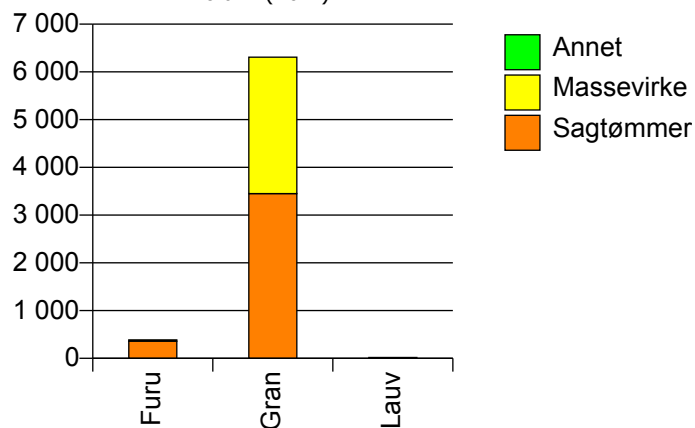


1430 GAULAR

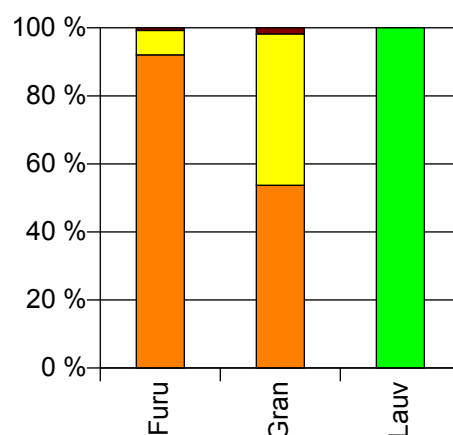
Volum 2009 (kbm)

	Sagtømmer	Massevirke	Annet	Vrak	Sum:
Furu	359	28		3	390
Gran	3 451	2 858		115	6 424
Lauv			19		19
Sum:	3 810	2 886	19	118	6 833

Volum (kbm)



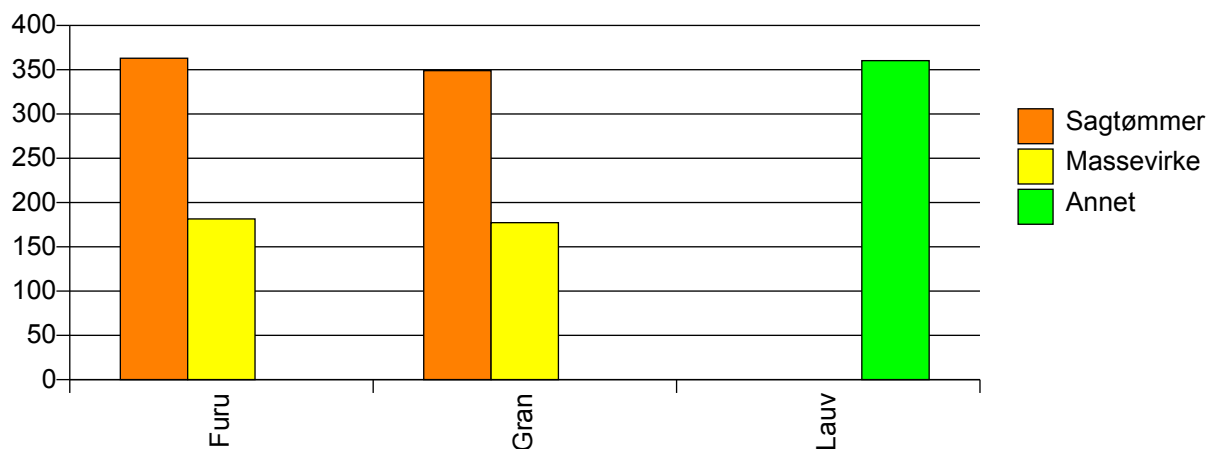
Volum (prosentfordelt)



Gjennomsnittspris 2009 (kr/kbm)

	Sagtømmer	Massevirke	Annet	Vrak	Snitt
Furu	363	182		0	347
Gran	349	177		0	266
Lauv			360		360
Snitt	350	177	360	0	271

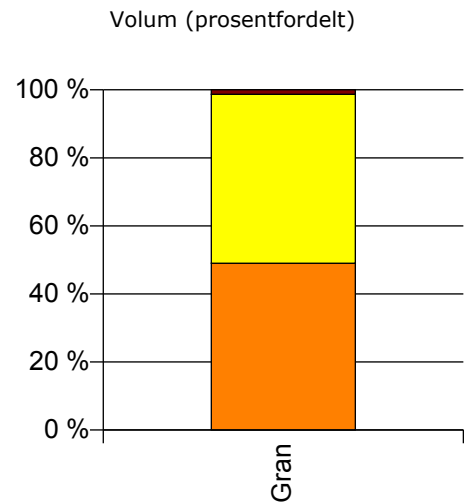
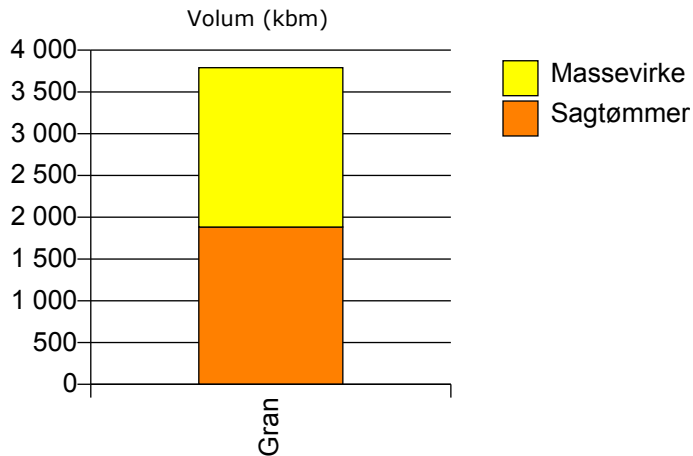
Gjennomsnittspris (kr/kbm)



1431 JØLSTER

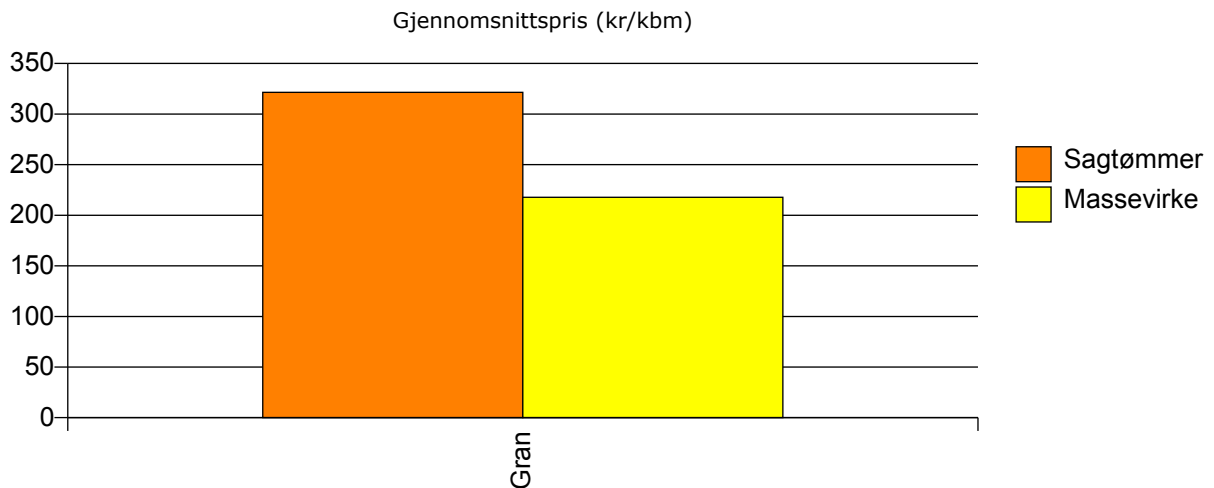
Volum 2009 (kbm)

	Sagtømmer	Massevirke	Vrak	Sum:
Gran	1 883	1 907	51	3 841
Sum:	1 883	1 907	51	3 841



Gjennomsnittspris 2009 (kr/kbm)

Gran	321	218	0	266
Snitt	321	218	0	266

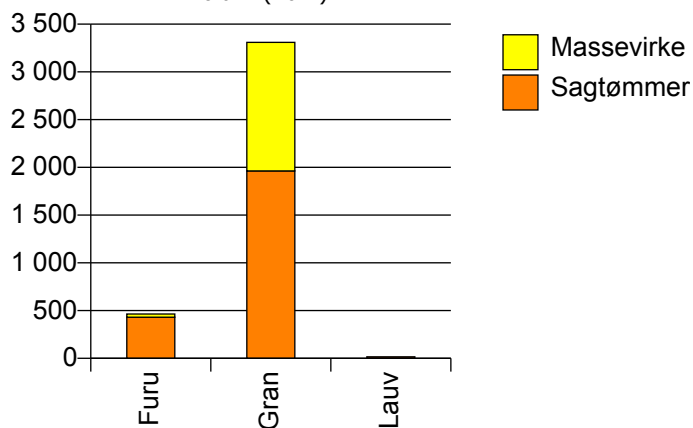


1432 FØRDE

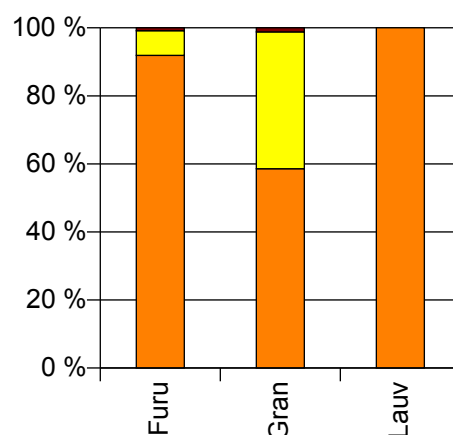
Volum 2009 (kbm)

	Sagtømmer	Massevirke	Vrak	Sum:
Furu	431	34	4	469
Gran	1 963	1 347	40	3 350
Lauv	16			16
Sum:	2 410	1 381	44	3 835

Volum (kbm)



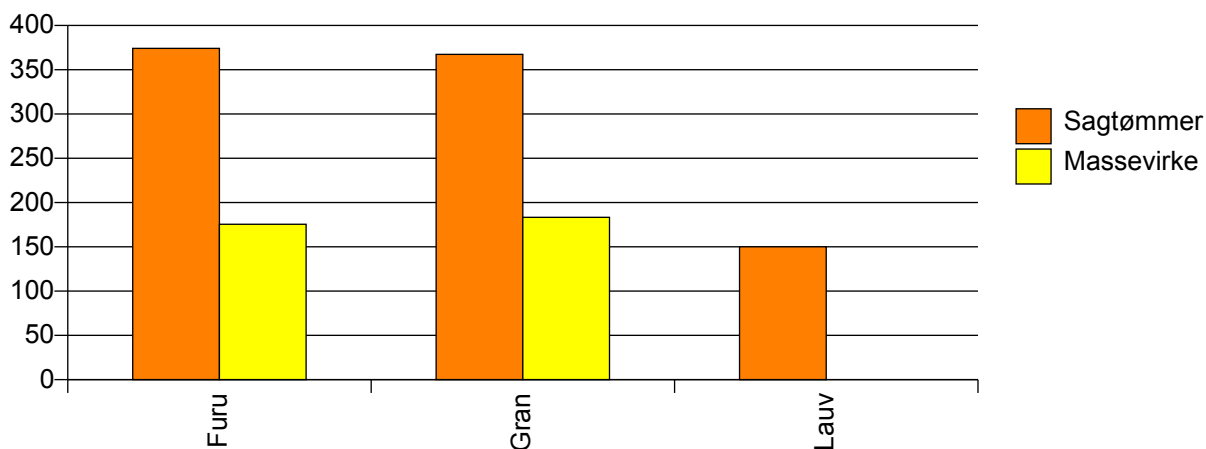
Volum (prosentfordelt)



Gjennomsnittspris 2009 (kr/kbm)

	Sagtømmer	Massevirke	Vrak	Snitt
Furu	374	176	0	357
Gran	367	183	0	289
Lauv	150			150
Snitt	367	183	0	297

Gjennomsnittspris (kr/kbm)

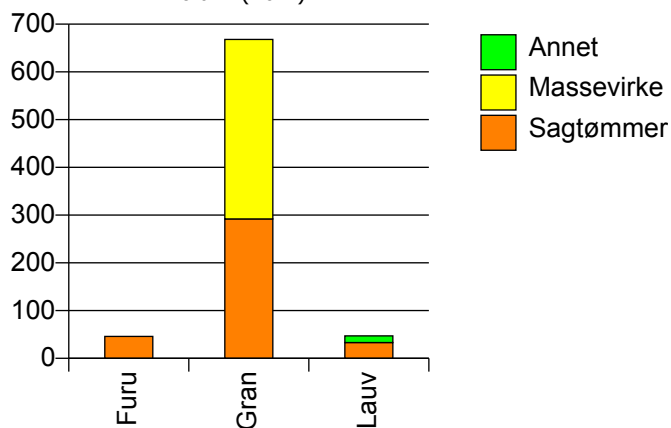


1433 NAUSTDAL

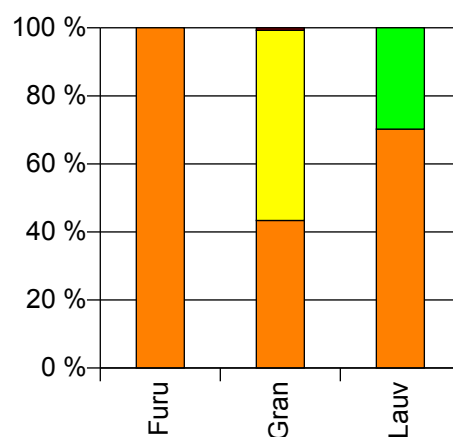
Volum 2009 (kbm)

	Sagtømmer	Massevirke	Annet	Vrak	Sum:
Furu	46				46
Gran	292	376		5	673
Lauv	33		14		47
Sum:	371	376	14	5	766

Volum (kbm)



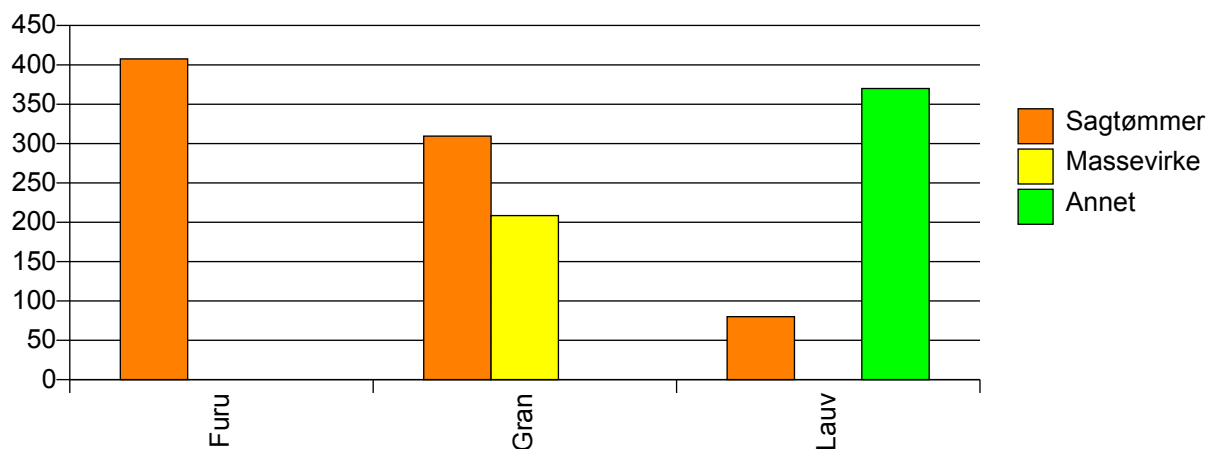
Volum (prosentfordelt)



Gjennomsnittspris 2009 (kr/kbm)

	Sagtømmer	Massevirke	Annet	Vrak	Snitt
Furu	408				408
Gran	309	209		0	251
Lauv	80		370		166
Snitt	301	209	370	0	255

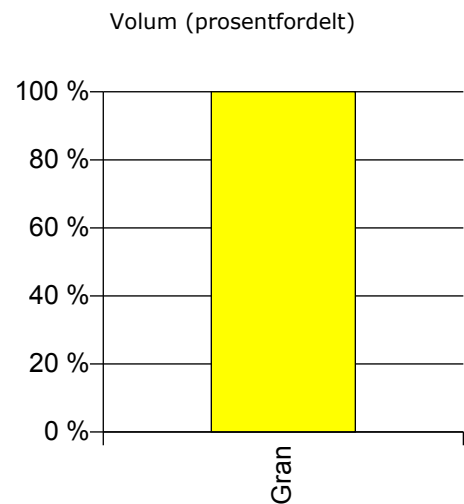
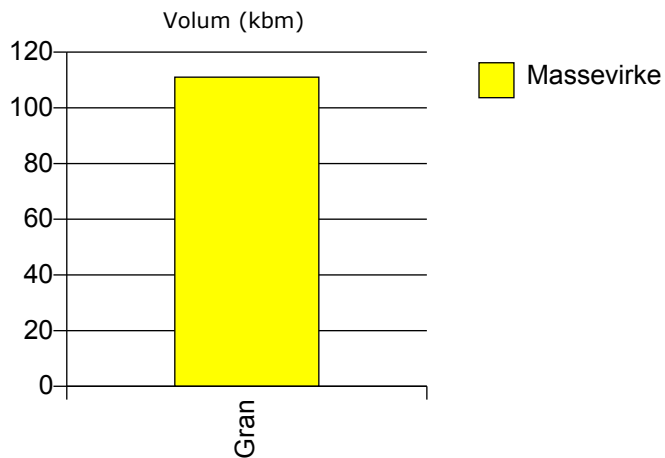
Gjennomsnittspris (kr/kbm)



1438 BREMANGER


Volum 2009 (kbm)

	Massevirke	Sum:
Gran	111	111
Sum:	111	111



Gjennomsnittspris 2009 (kr/kbm)

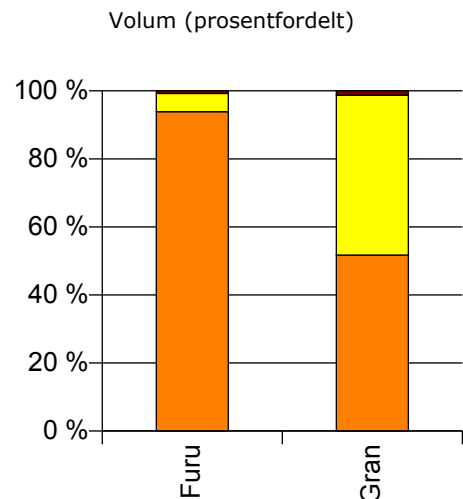
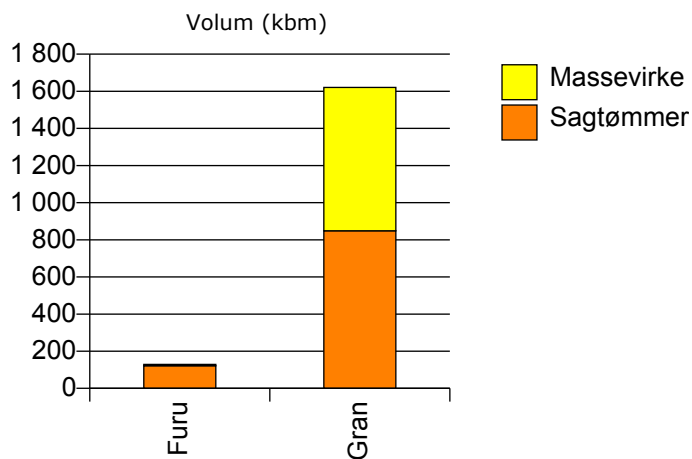
Gran	226	226
Snitt	226	226



1443 EID

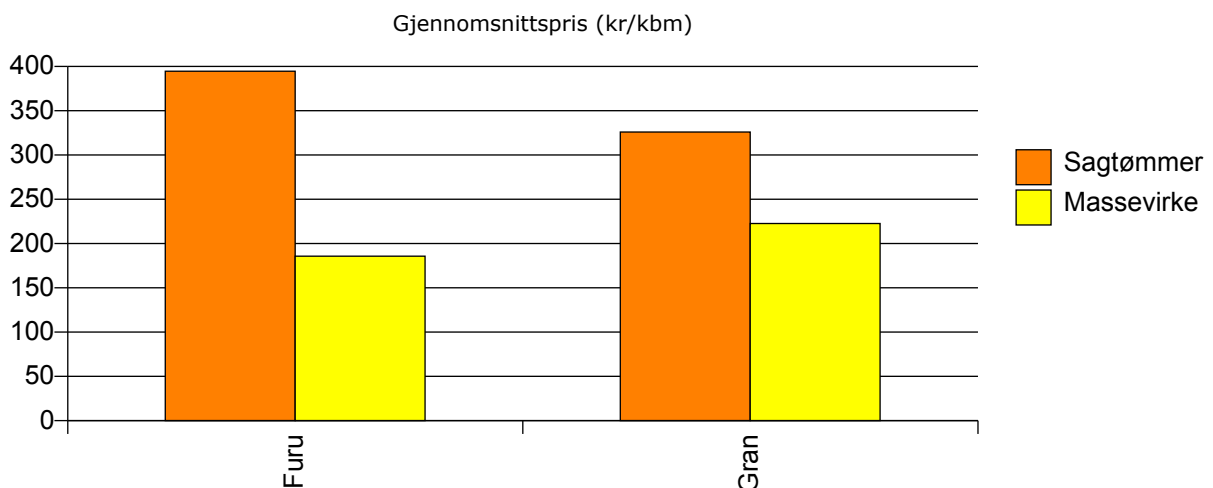
Volum 2009 (kbm)

	Sagtømmer	Massevirke	Vrak	Sum:
Furu	122	7	1	130
Gran	849	772	21	1 642
Sum:	971	779	22	1 772



Gjennomsnittspris 2009 (kr/kbm)

	Sagtømmer	Massevirke	Vrak	Snitt
Furu	395	186	0	380
Gran	326	223	0	273
Snitt	335	222	0	281

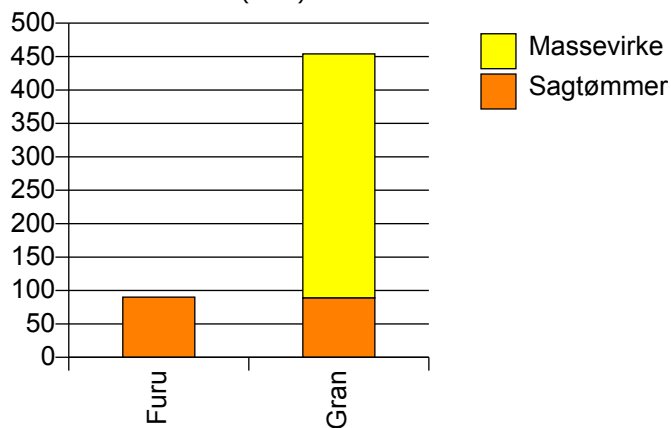


1445 GLOPPEN

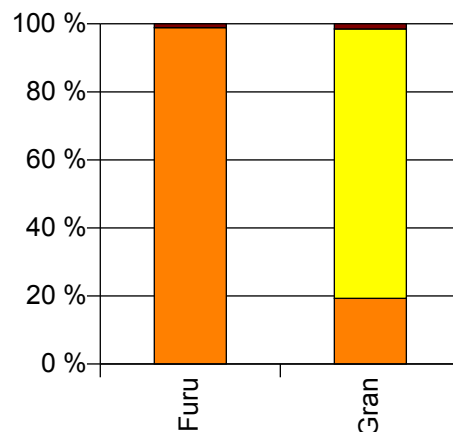
Volum 2009 (kbm)

	Sagtømmer	Massevirke	Vrak	Sum:
Furu	90		1	91
Gran	89	365	7	461
Sum:	179	365	8	552

Volum (kbm)



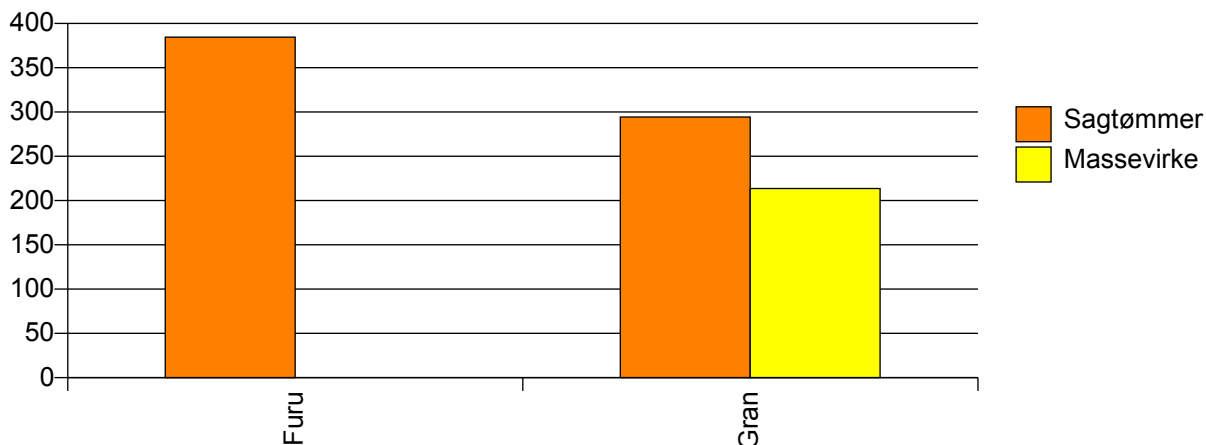
Volum (prosentfordelt)



Gjennomsnittspris 2009 (kr/kbm)

	Sagtømmer	Massevirke	Vrak	Snitt
Furu	384		0	380
Gran	294	214	0	226
Snitt	340	214	0	251

Gjennomsnittspris (kr/kbm)

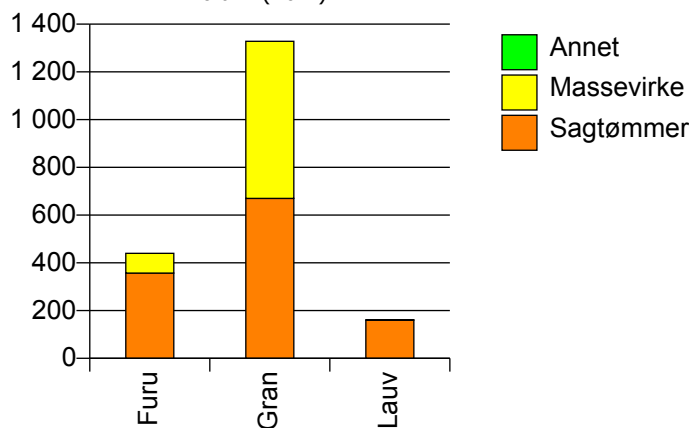


1449 STRYN

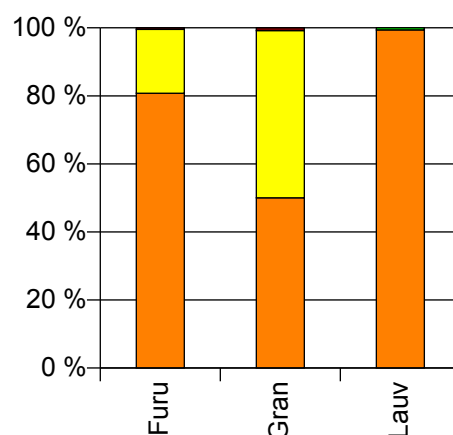
Volum 2009 (kbm)

	Sagtømmer	Massevirke	Annet	Vrak	Sum:
Furu	357	83		2	442
Gran	670	658		11	1 339
Lauv	160		1		161
Sum:	1 187	741	1	13	1 942

Volum (kbm)



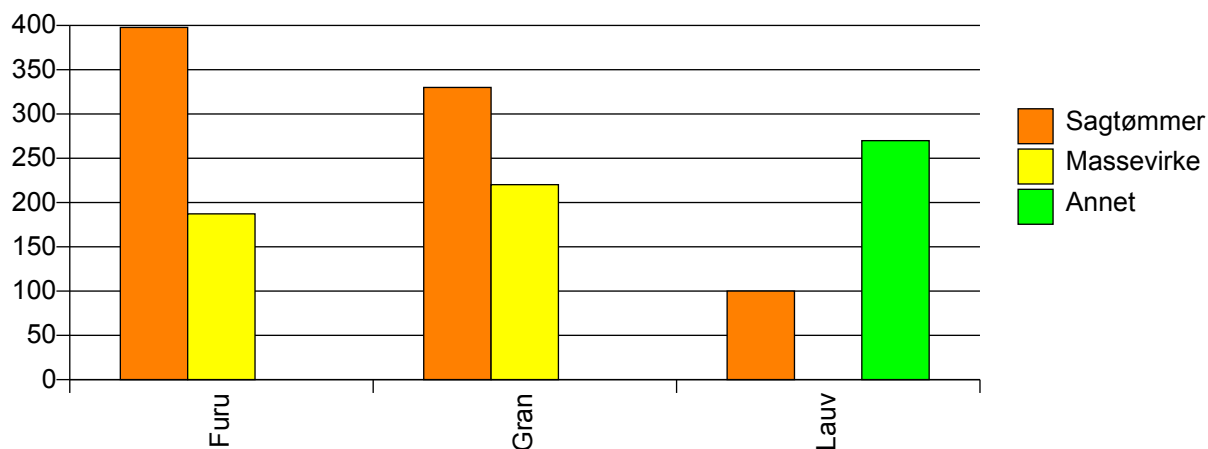
Volum (prosentfordelt)



Gjennomsnittspris 2009 (kr/kbm)

	Sagtømmer	Massevirke	Annet	Vrak	Snitt
Furu	398	187		0	356
Gran	330	220		0	273
Lauv	100		270		101
Snitt	319	217	270	0	278

Gjennomsnittspris (kr/kbm)

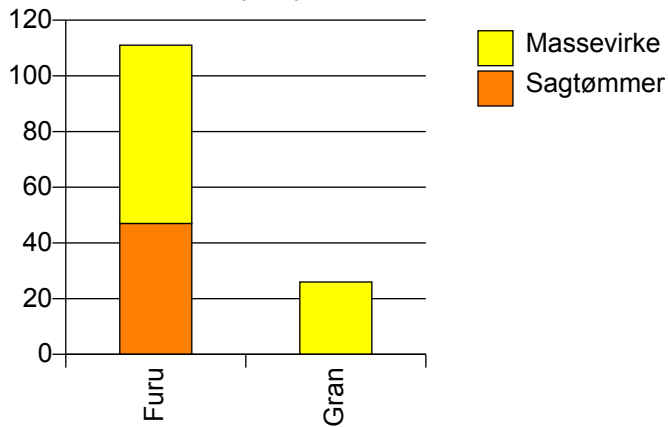


1411 GULEN

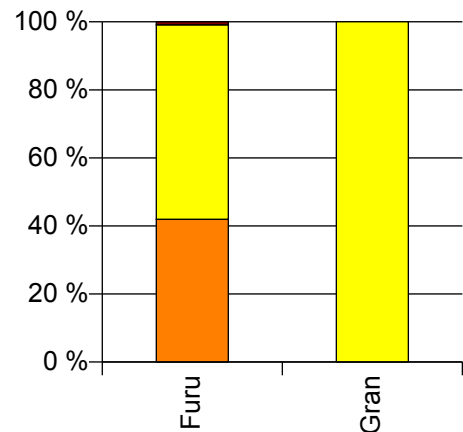
Volum 2009 (kbm)

	Sagtømmer	Massevirke	Vrak	Sum:
Furu	47	64	1	112
Gran		26		26
Sum:	47	90	1	138

Volum (kbm)



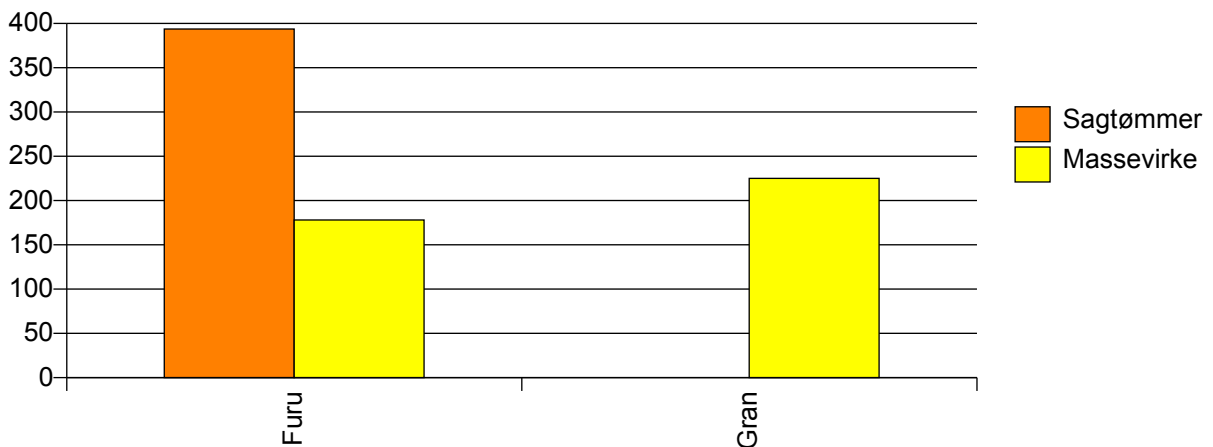
Volum (prosentfordelt)



Gjennomsnittspris 2009 (kr/kbm)

	Sagtømmer	Massevirke	Vrak	Snitt
Furu	394	178	0	267
Gran		225		225
Snitt	394	192	0	259

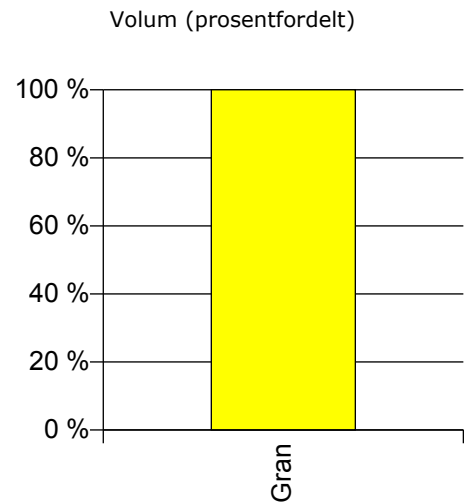
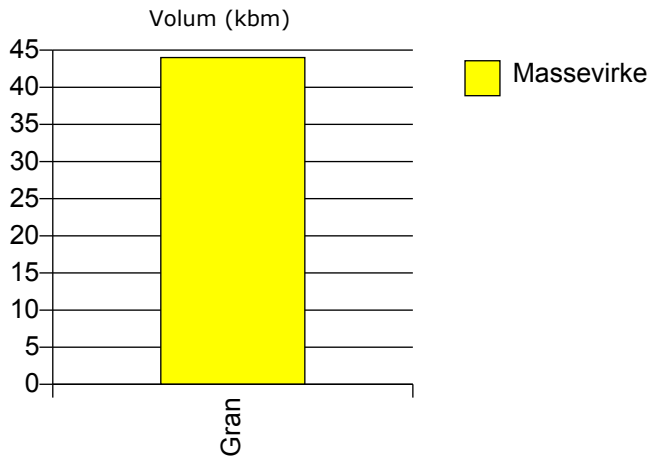
Gjennomsnittspris (kr/kbm)



1413 HYLLESTAD


Volum 2009 (kbm)

	Massevirke	Sum:
Gran	44	44
Sum:	44	44



Gjennomsnittspris 2009 (kr/kbm)

Gran	148	148
Snitt	148	148



1419 LEIKANGER

Volum 2009 (kbm)

Sum:

Sum:

Volum (kbm)

Volum (prosentfordelt)

Snitt

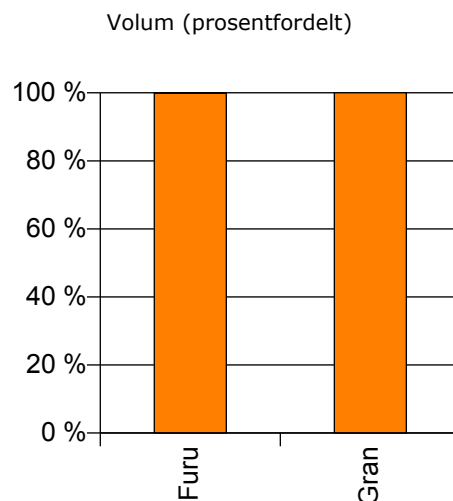
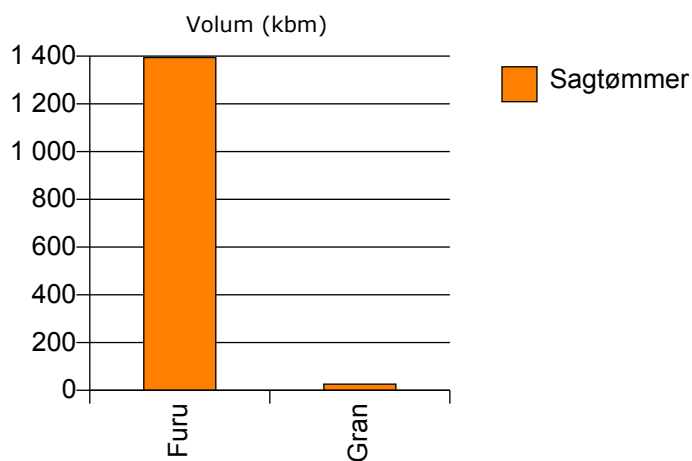
Gjennomsnittspris 2009 (kr/kbm)

Gjennomsnittspris (kr/kbm)

1422 LÆRDAL

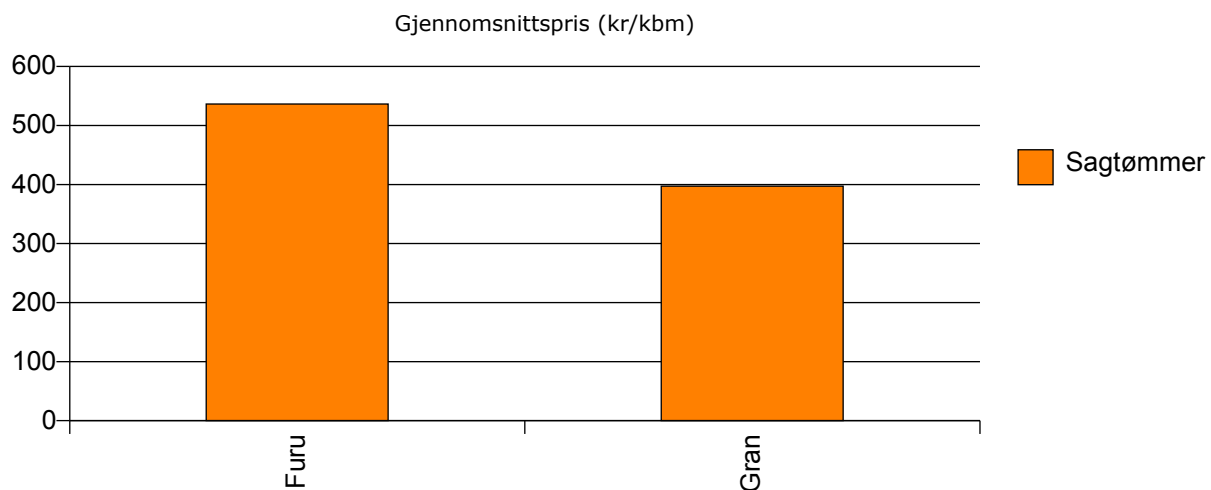
Volum 2009 (kbm)

	Sagtømmer	Vrak	Sum:
Furu	1 394	1	1 395
Gran	26		26
Sum:	1 420	1	1 421



Gjennomsnittspris 2009 (kr/kbm)

	Sagtømmer	Vrak	Snitt
Furu	536	0	536
Gran	397		397
Snitt	534	0	534

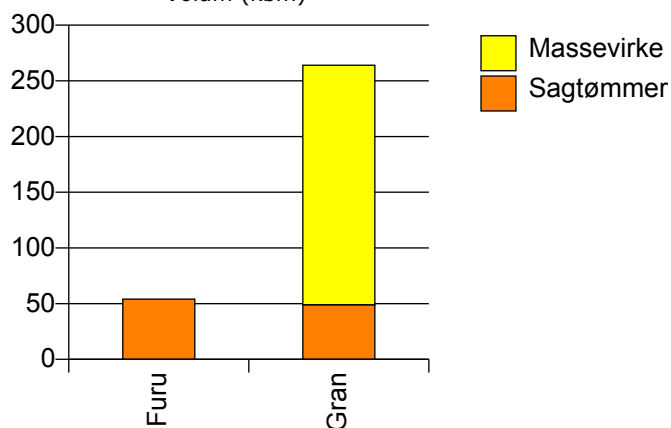


1444 HORNINDAL

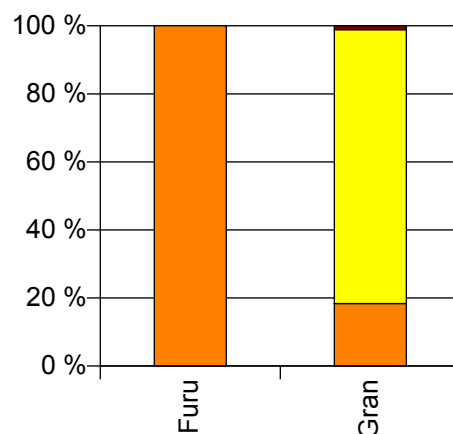
Volum 2009 (kbm)

	Sagtømmer	Massevirke	Vrak	Sum:
Furu	54			54
Gran	49	215	3	267
Sum:	103	215	3	321

Volum (kbm)



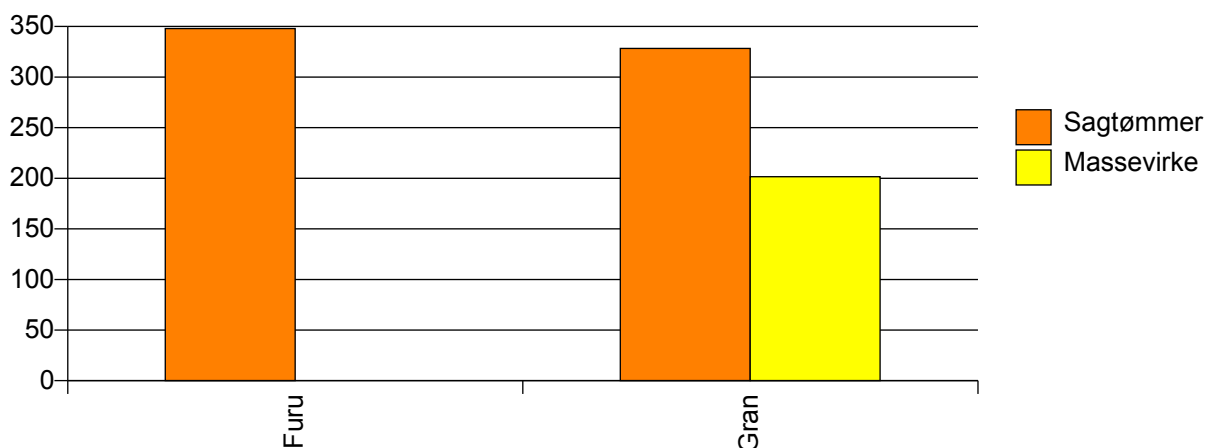
Volum (prosentfordelt)



Gjennomsnittspris 2009 (kr/kbm)

	Sagtømmer	Massevirke	Vrak	Snitt
Furu	348			348
Gran	328	201	0	223
Snitt	339	201	0	244

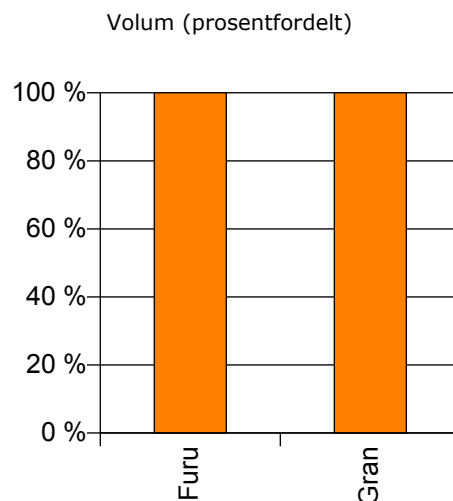
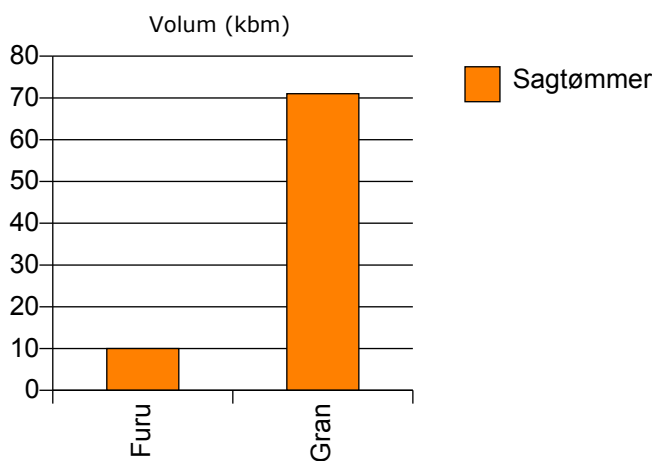
Gjennomsnittspris (kr/kbm)



1439 VÅGSØY

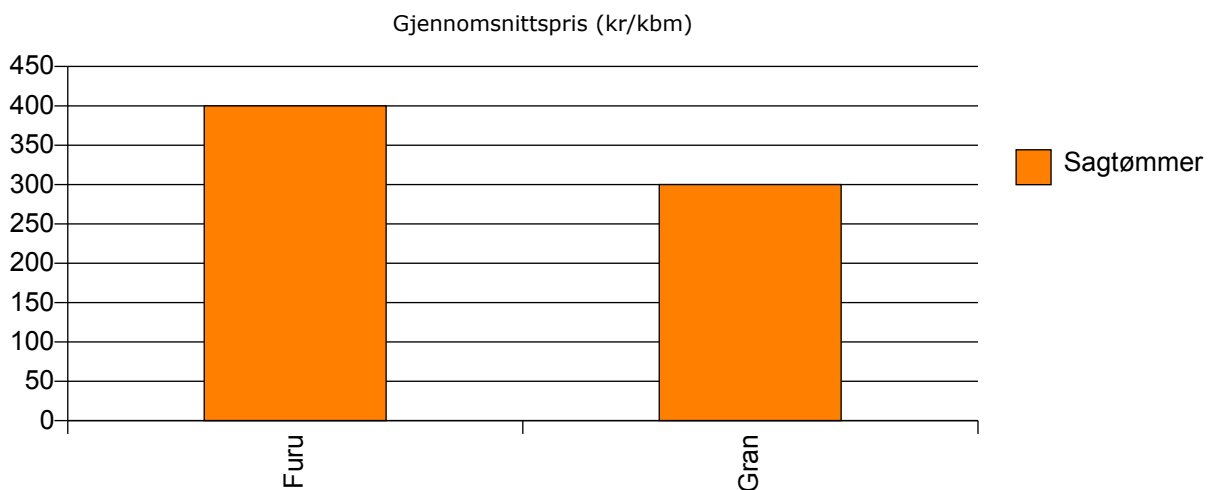
Volum 2009 (kbm)

	Sagtømmer	Sum:
Furu	10	10
Gran	71	71
Sum:	81	81



Gjennomsnittspris 2009 (kr/kbm)

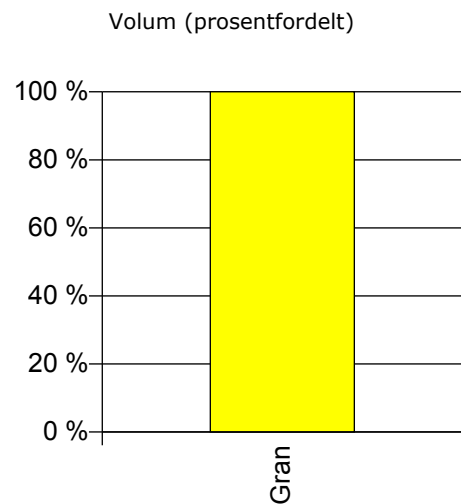
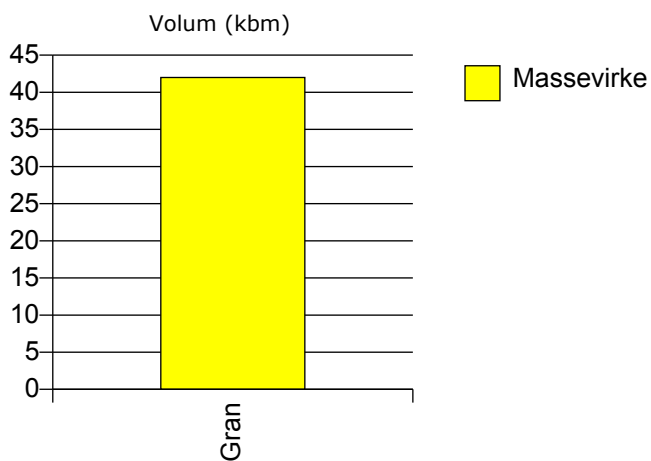
	Sagtømmer	Snitt
Furu	400	400
Gran	300	300
Snitt	312	312



1441 SELJE


Volum 2009 (kbm)

	Massevirke	Sum:
Gran	42	42
Sum:	42	42



Gjennomsnittspris 2009 (kr/kbm)

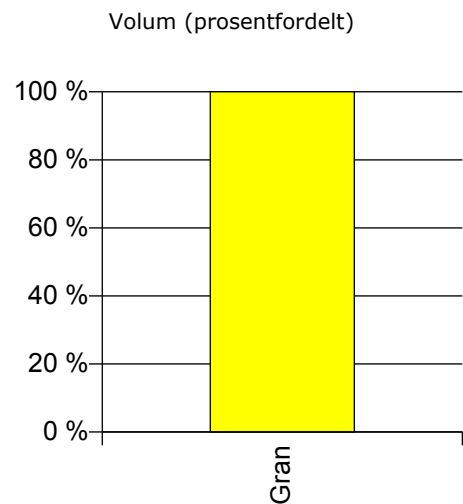
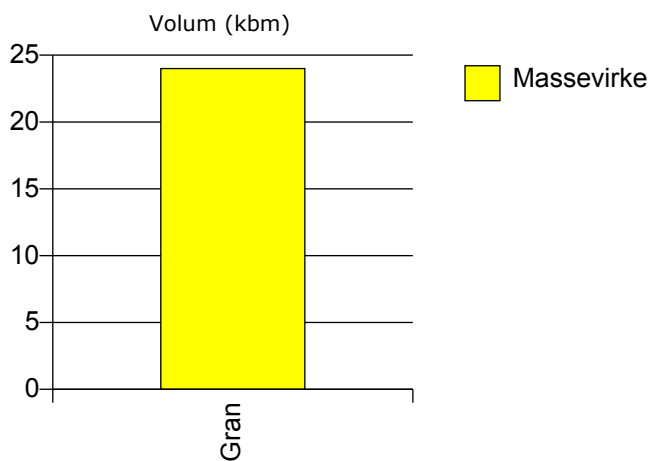
Gran	201	201
Snitt	201	201



1412 SOLUND

Volum 2009 (kbm)

	Massevirke	Sum:
Gran	24	24
Sum:	24	24



Gjennomsnittspris 2009 (kr/kbm)

Gran	227	227
Snitt	227	227

