

Virkestatistikk fra

SKOG-DATA AS

Møre og Romsdal m/kommuner

Dataene i rapporten er hentet fra databasen som inneholder virkesdata med tilhørende innbetalinger av skogavgift. Rapporten er laget med Business Objects, som er sluttbrukerverktøyet i Skog-Data sine nye datavarehus-løsninger. Business Objects er ett meget sterkt rapportverktøy som kan presentere store mengder data effektivt.

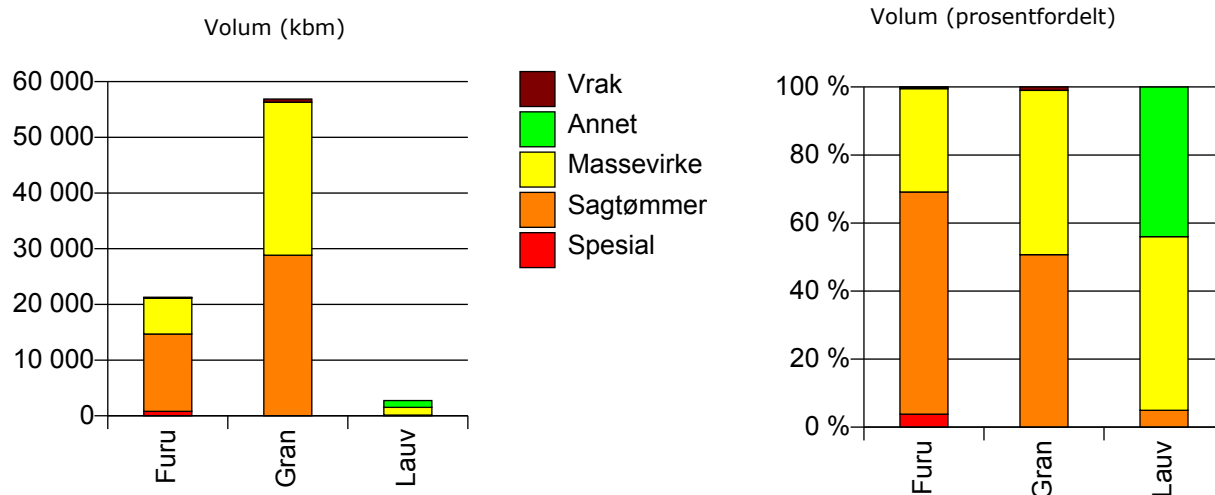
Rapportene kan lastes ned fra www.skogdata.no/statistikk

For mer informasjon, kontakt: tabh@skogdata.no

Møre og Romsdal

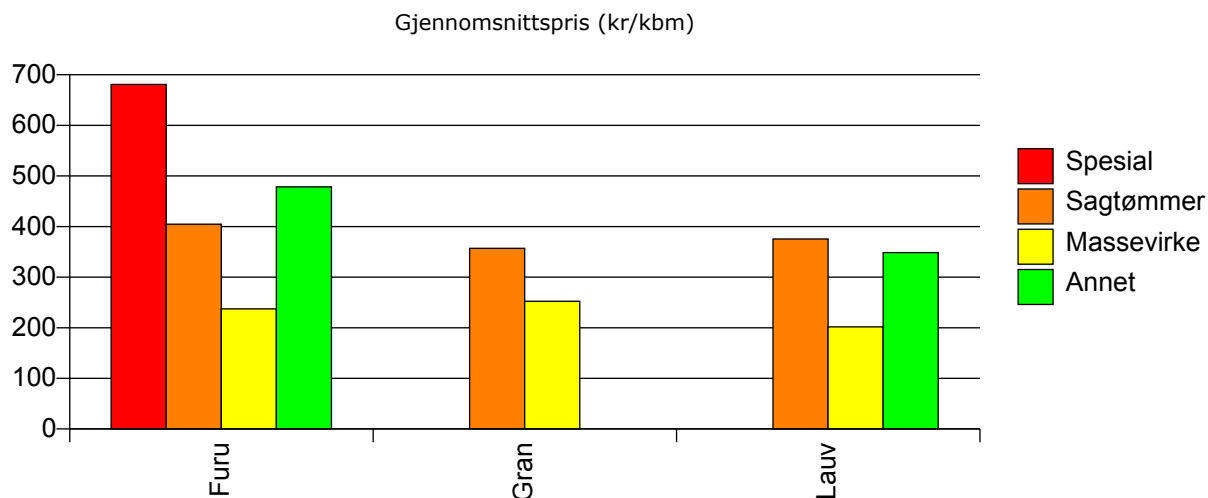
Volum 2009

	Spesial	Sagtømmer	Massevirke	Annet	Vrak	Sum:
Furu	812	13 886	6 460	68	36	21 262
Gran		28 849	27 459		579	56 887
Lauv		136	1 395	1 204		2 735
Sum:	812	42 871	35 314	1 272	615	80 884



Gjennomsnittspris 2009 (kr/kbm)

	Spesial	Sagtømmer	Massevirke	Annet	Vrak	Snitt:
Furu	681	405	237	478	0	364
Gran		357	252		0	303
Lauv		375	202	348		275
Snitt:	681	373	248	355	0	318

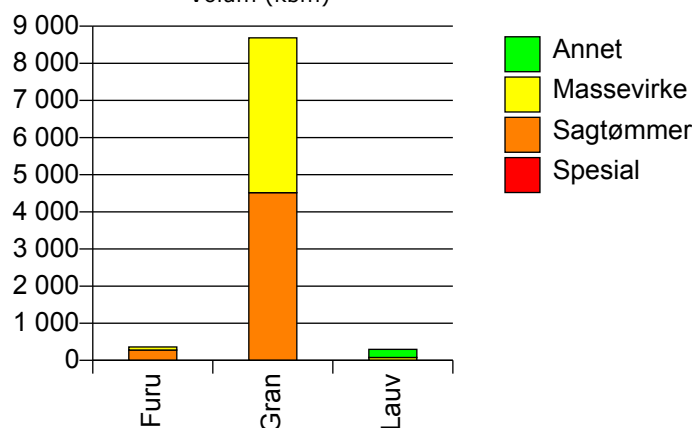


1539 RAUMA

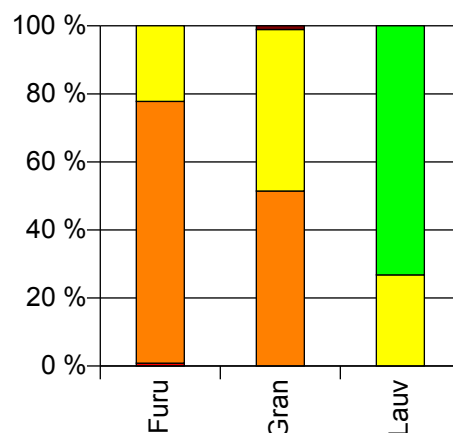
Volum 2009 (kbm)

	Spesial	Sagtømmer	Massevirke	Annet	Vrak	Sum:
Furu	3	277	80			360
Gran		4 517	4 169		93	8 779
Lauv			79	216		295
Sum:	3	4 794	4 328	216	93	9 434

Volum (kbm)



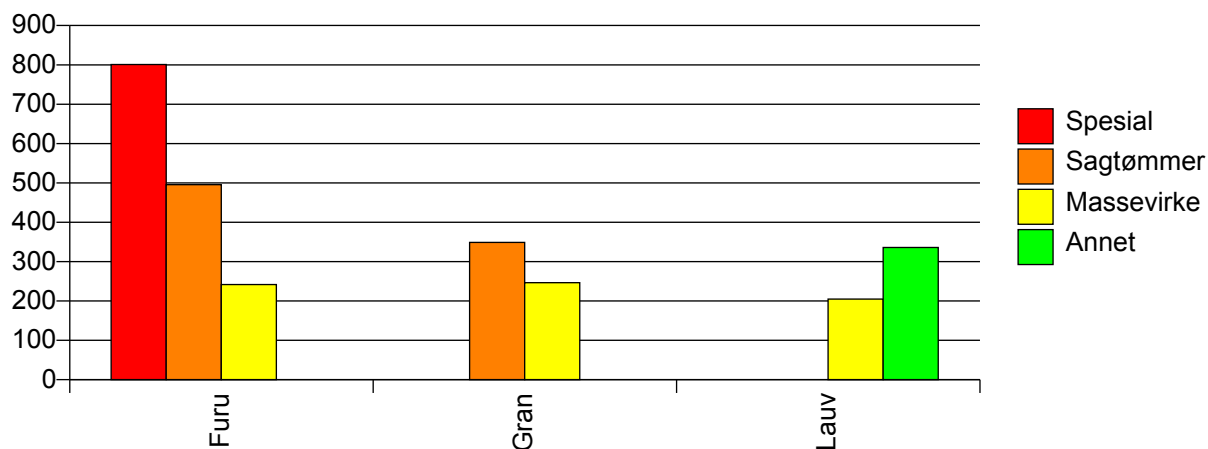
Volum (prosentfordelt)



Gjennomsnittspris 2009 (kr/kbm)

	Spesial	Sagtømmer	Massevirke	Annet	Vrak	Snitt
Furu	801	496	242			442
Gran		349	246		0	297
Lauv			205	336		301
Snitt	801	357	246	336	0	302

Gjennomsnittspris (kr/kbm)

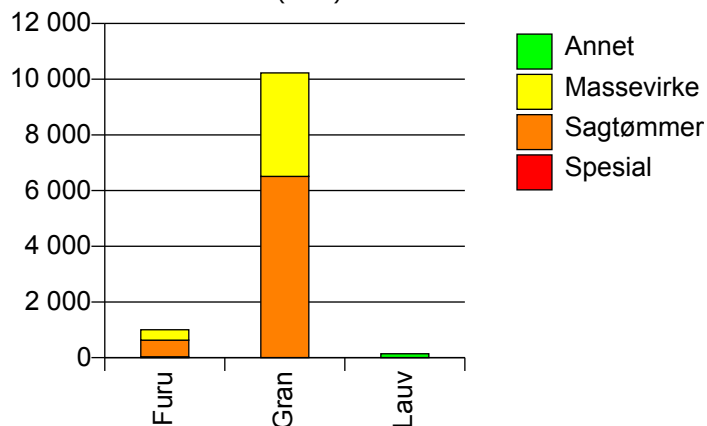


1543 NESSET

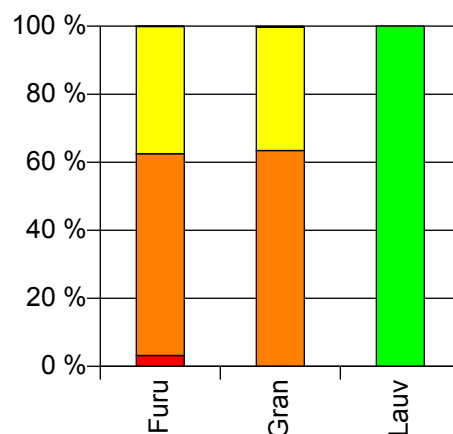
Volum 2009 (kbm)

	Spesial	Sagtømmer	Massevirke	Annet	Vrak	Sum:
Furu	32	596	376		1	1 005
Gran		6 512	3 715		36	10 263
Lauv				141		141
Sum:	32	7 108	4 091	141	37	11 409

Volum (kbm)



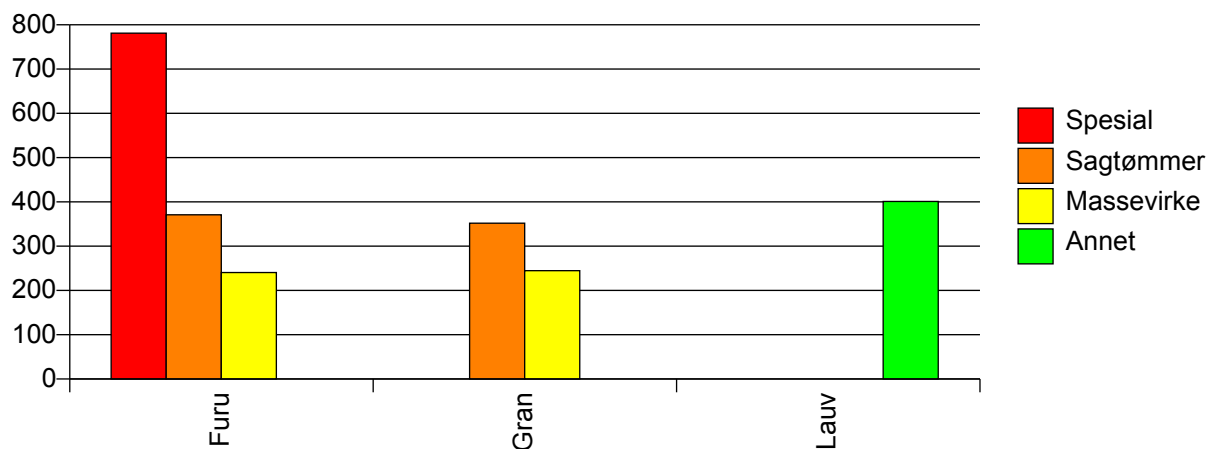
Volum (prosentfordelt)



Gjennomsnittspris 2009 (kr/kbm)

	Spesial	Sagtømmer	Massevirke	Annet	Vrak	Snitt
Furu	781	371	240		0	335
Gran		352	245		0	312
Lauv				401		401
Snitt	781	354	244	401	0	315

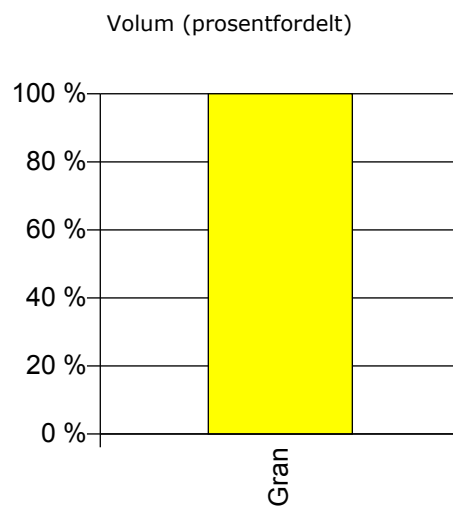
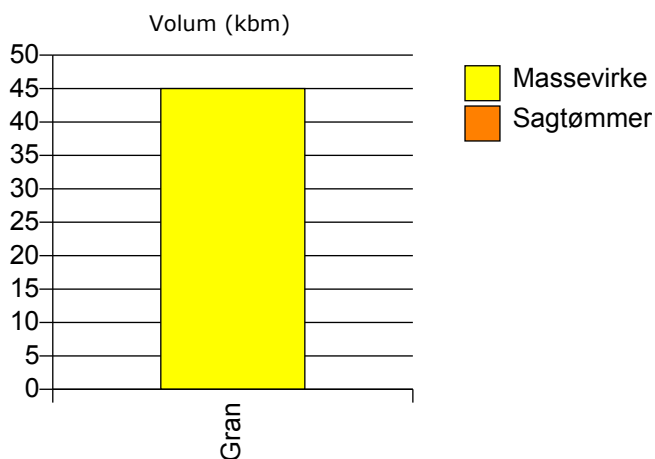
Gjennomsnittspris (kr/kbm)



1551 EIDE

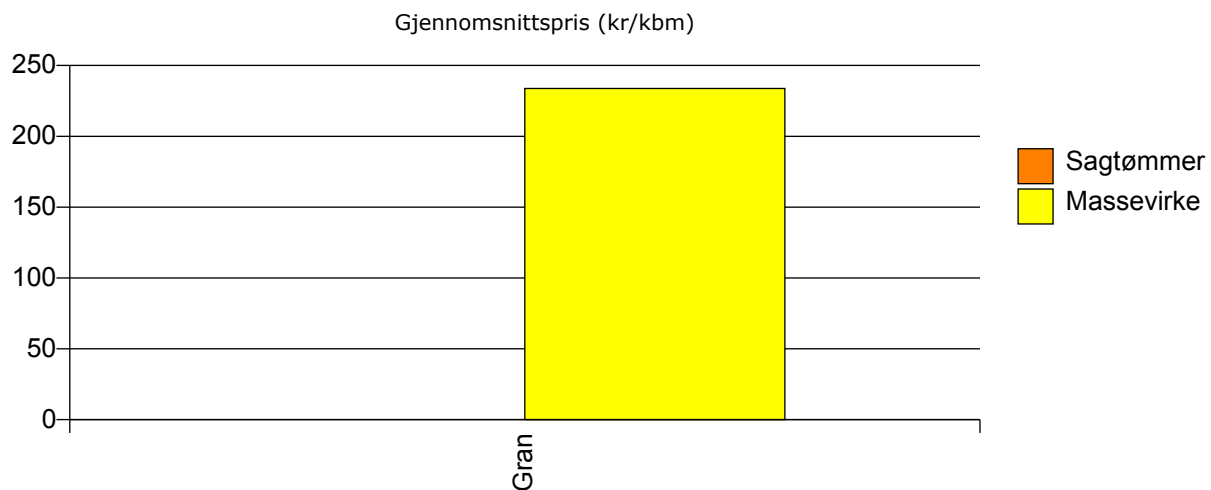
Volum 2009 (kbm)

	Sagtømmer	Massevirke	Sum:
Gran	0	45	45
Sum:	0	45	45



Gjennomsnittspris 2009 (kr/kbm)

Gran	#DIV/0	234	259
Snitt	#DIV/0	234	259

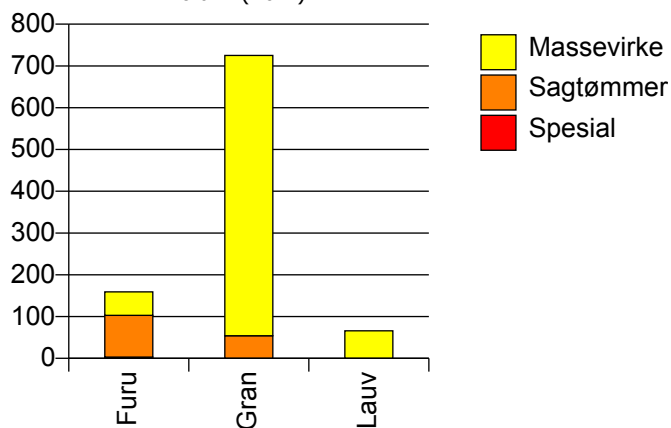


1557 GJEMNES

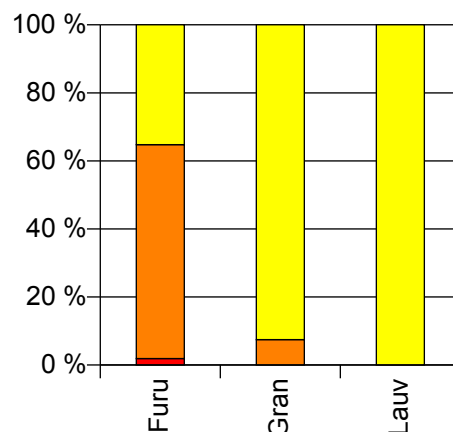
Volum 2009 (kbm)

	Spesial	Sagtømmer	Massevirke	Sum:
Furu	3	100	56	159
Gran		54	671	725
Lauv			66	66
Sum:	3	154	793	950

Volum (kbm)



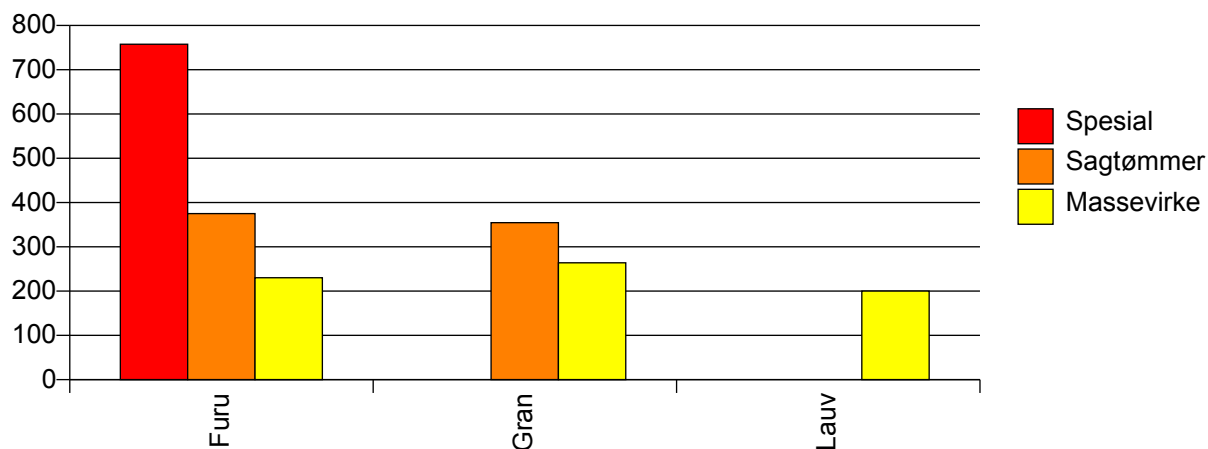
Volum (prosentfordelt)



Gjennomsnittspris 2009 (kr/kbm)

	Spesial	Sagtømmer	Massevirke	Snitt
Furu	758	375	230	331
Gran		355	264	271
Lauv			200	200
Snitt	758	368	256	276

Gjennomsnittspris (kr/kbm)

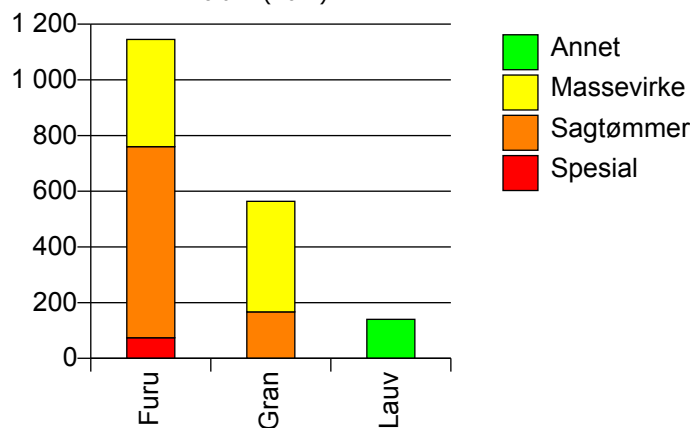


1560 TINGVOLL

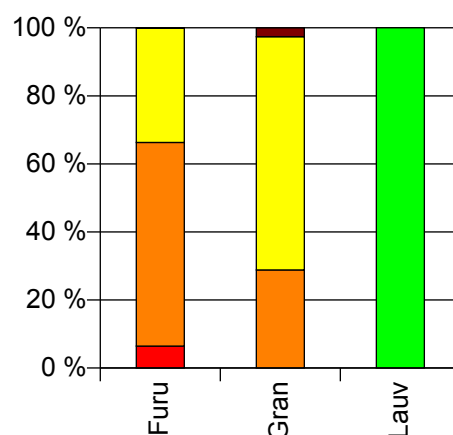
Volum 2009 (kbm)

	Spesial	Sagtømmer	Massevirke	Annet	Vrak	Sum:
Furu	74	686	385		1	1 146
Gran		167	397		15	579
Lauv				140		140
Sum:	74	853	782	140	16	1 865

Volum (kbm)



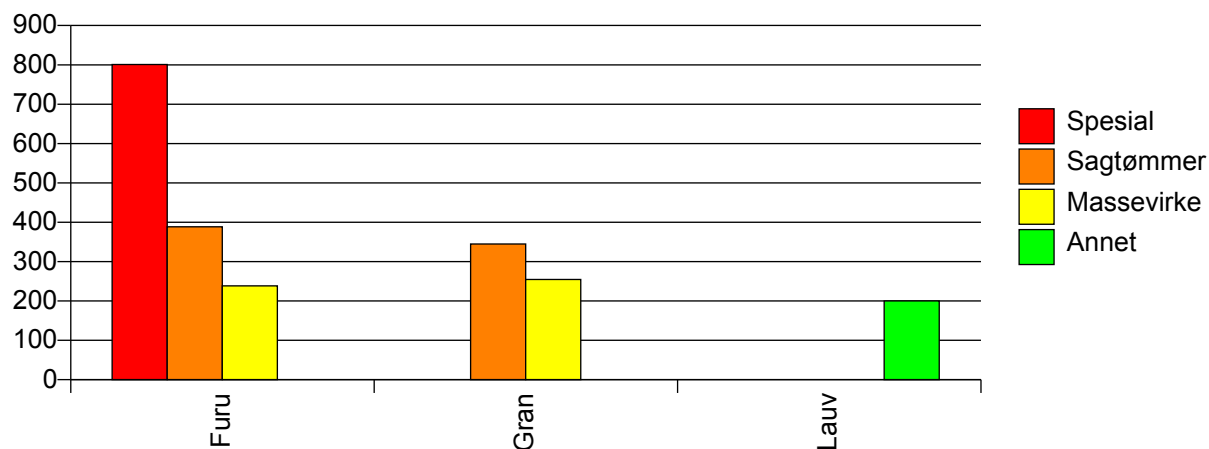
Volum (prosentfordelt)



Gjennomsnittspris 2009 (kr/kbm)

	Spesial	Sagtømmer	Massevirke	Annet	Vrak	Snitt
Furu	801	389	238		0	364
Gran		345	255		0	274
Lauv				200		200
Snitt	801	380	247	200	0	324

Gjennomsnittspris (kr/kbm)

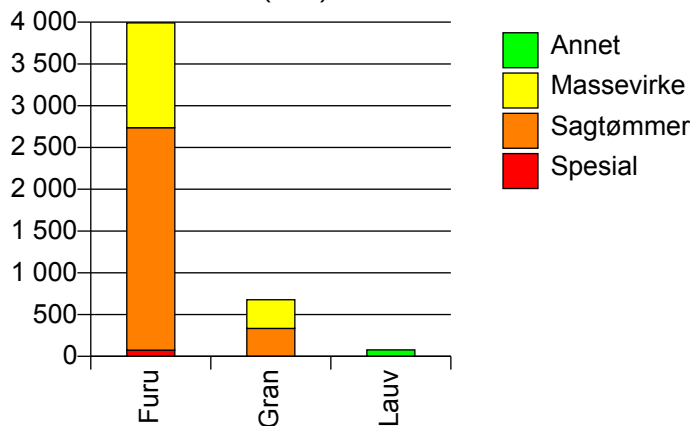


1563 SUNNDAL

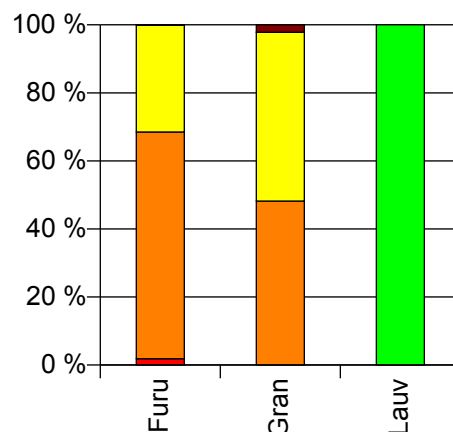
Volum 2009 (kbm)

	Spesial	Sagtømmer	Massevirke	Annet	Vrak	Sum:
Furu	75	2 662	1 255		3	3 995
Gran		334	344		15	693
Lauv				78		78
Sum:	75	2 996	1 599	78	18	4 766

Volum (kbm)



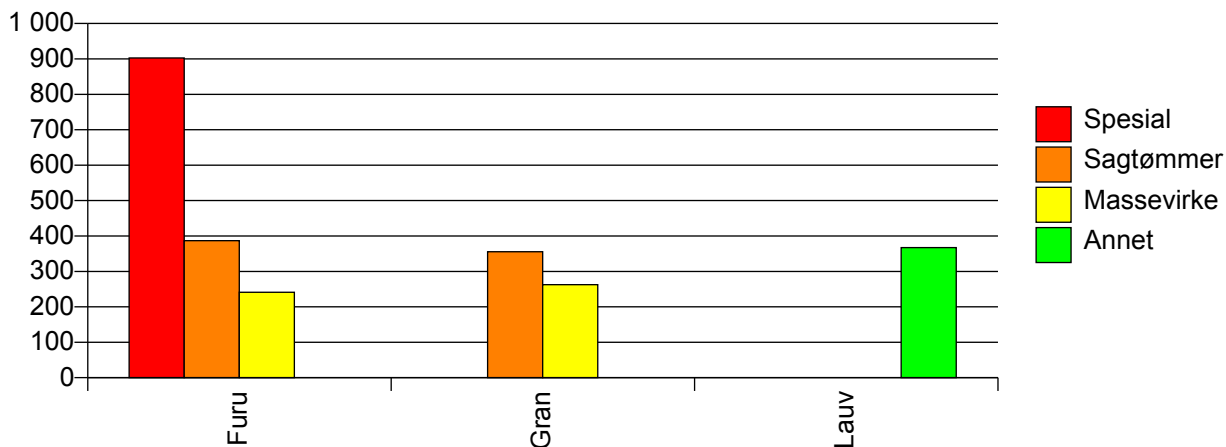
Volum (prosentfordelt)



Gjennomsnittspris 2009 (kr/kbm)

	Spesial	Sagtømmer	Massevirke	Annet	Vrak	Snitt
Furu	903	387	241		0	350
Gran		355	263		0	302
Lauv				367		367
Snitt	903	383	246	367	0	344

Gjennomsnittspris (kr/kbm)

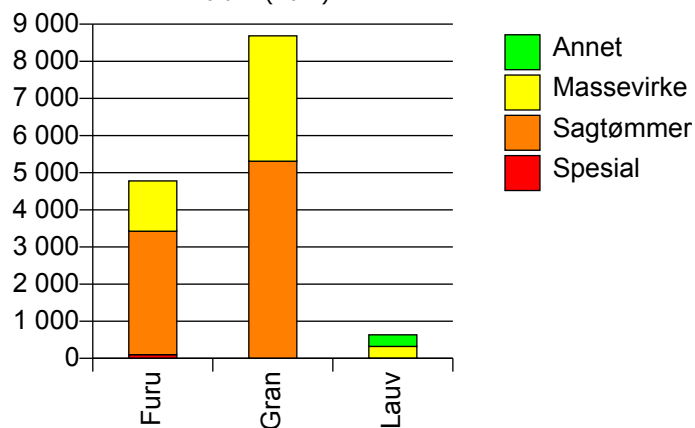


1566 SURNADAL

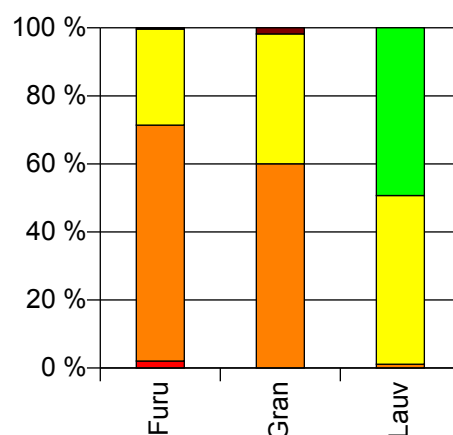
Volum 2009 (kbm)

	Spesial	Sagtømmer	Massevirke	Annet	Vrak	Sum:
Furu	99	3 327	1 353		18	4 797
Gran		5 310	3 376		158	8 844
Lauv		7	315	313		635
Sum:	99	8 644	5 044	313	176	14 276

Volum (kbm)



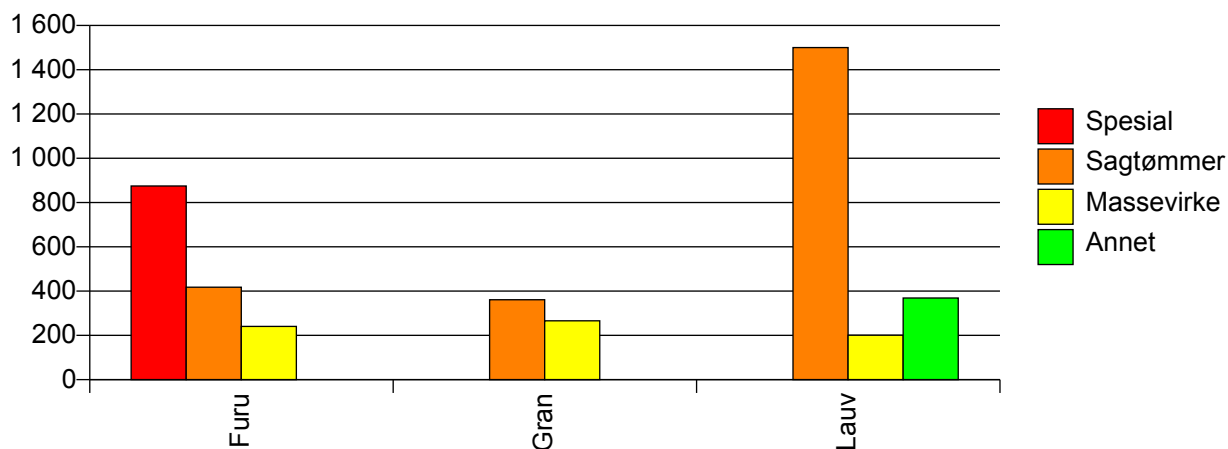
Volum (prosentfordelt)



Gjennomsnittspris 2009 (kr/kbm)

	Spesial	Sagtømmer	Massevirke	Annet	Vrak	Snitt
Furu	875	418	241		0	376
Gran		361	266		0	318
Lauv		1 500	201	369		298
Snitt	875	384	255	369	0	337

Gjennomsnittspris (kr/kbm)

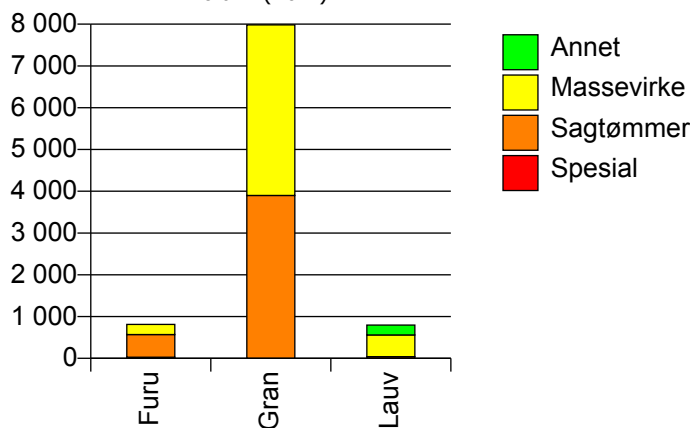


1567 RINDAL

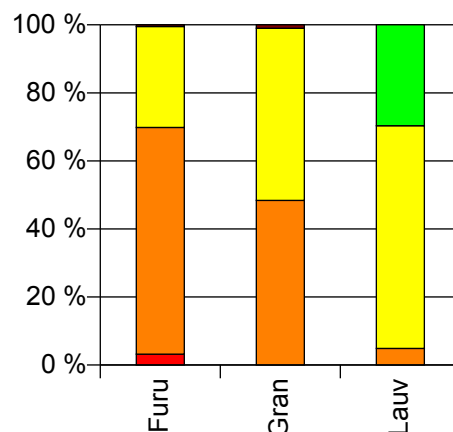
Volum 2009 (kbm)

	Spesial	Sagtømmer	Massevirke	Annet	Vrak	Sum:
Furu	26	544	242		4	816
Gran		3 900	4 082		80	8 062
Lauv		39	521	236		796
Sum:	26	4 483	4 845	236	84	9 674

Volum (kbm)



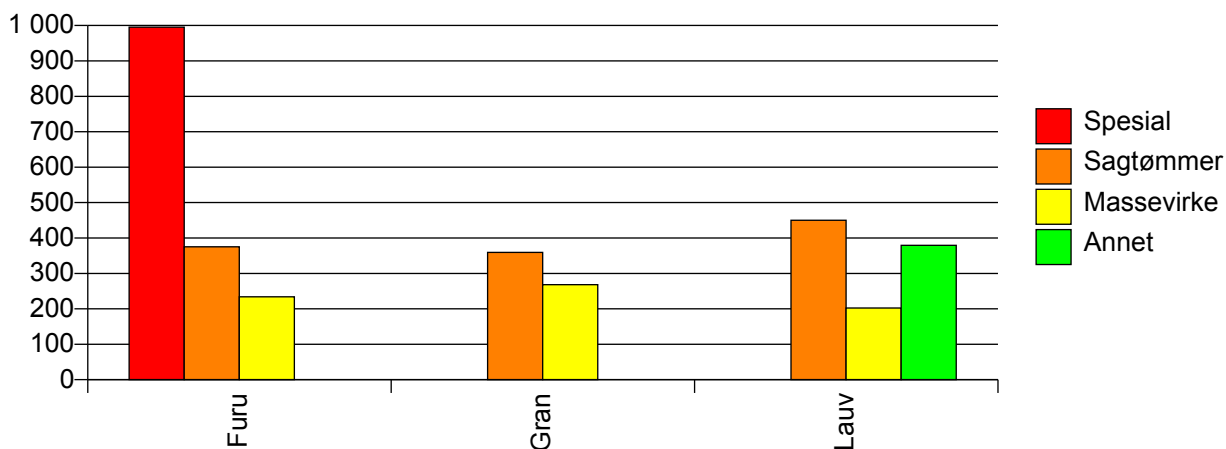
Volum (prosentfordelt)



Gjennomsnittspris 2009 (kr/kbm)

	Spesial	Sagtømmer	Massevirke	Annet	Vrak	Snitt
Furu	995	375	234		0	351
Gran		359	268		0	310
Lauv		450	203	380		267
Snitt	995	362	259	380	0	310

Gjennomsnittspris (kr/kbm)

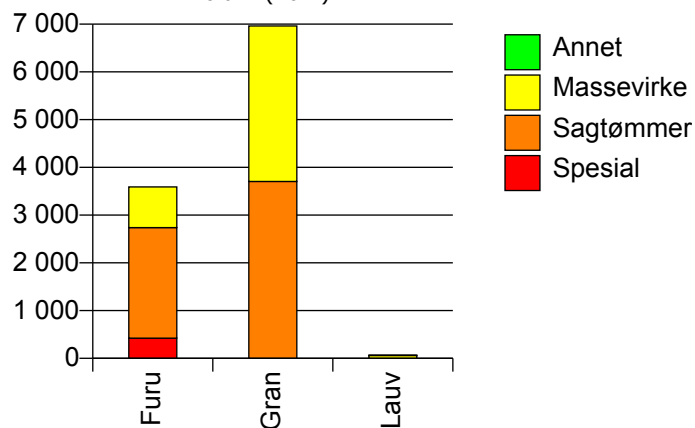


1571 HALSA

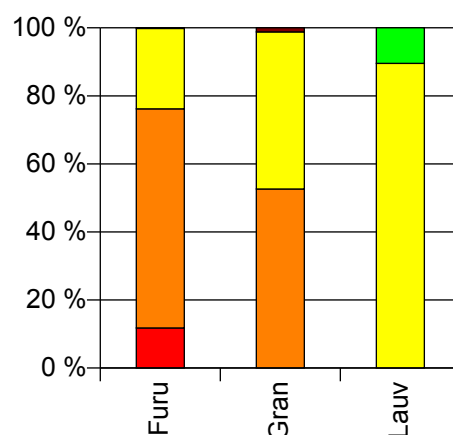
Volum 2009 (kbm)

	Spesial	Sagtømmer	Massevirke	Annet	Vrak	Sum:
Furu	423	2 316	851		6	3 596
Gran		3 706	3 255		83	7 044
Lauv			60	7		67
Sum:	423	6 022	4 166	7	89	10 707

Volum (kbm)



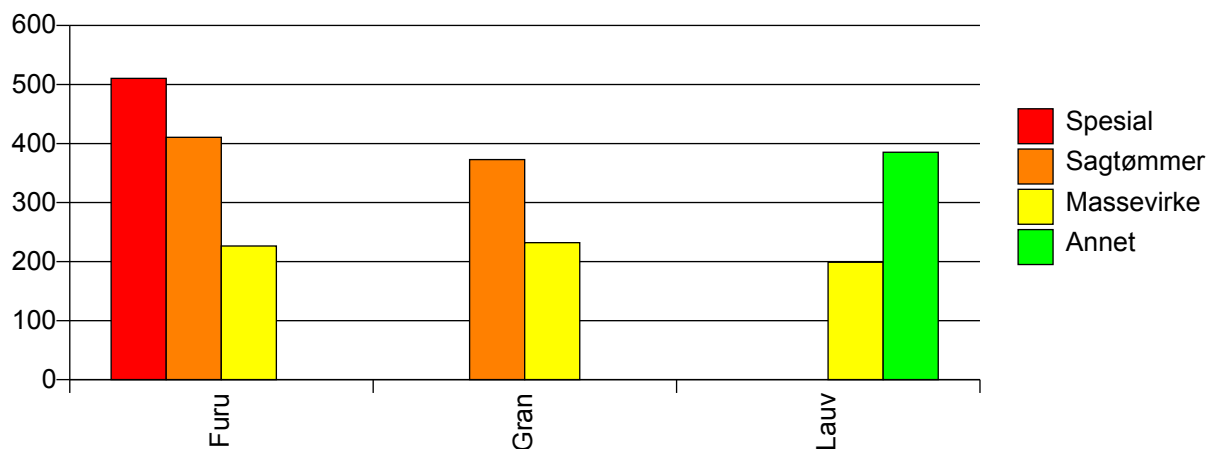
Volum (prosentfordelt)



Gjennomsnittspris 2009 (kr/kbm)

	Spesial	Sagtømmer	Massevirke	Annet	Vrak	Snitt
Furu	510	411	227		0	378
Gran		373	232		0	303
Lauv			199	385		218
Snitt	510	387	230	385	0	328

Gjennomsnittspris (kr/kbm)

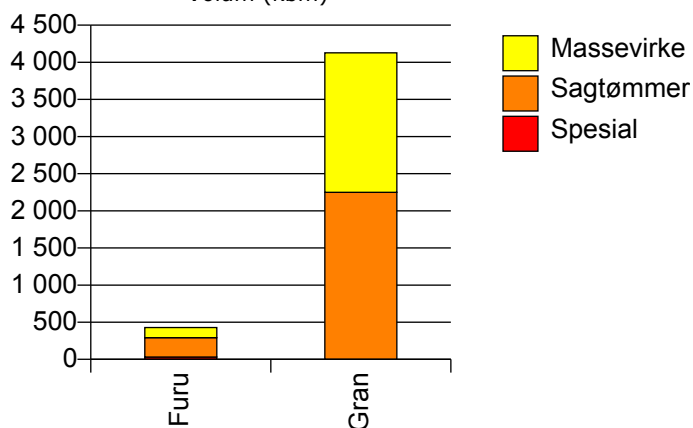


1502 MOLDE

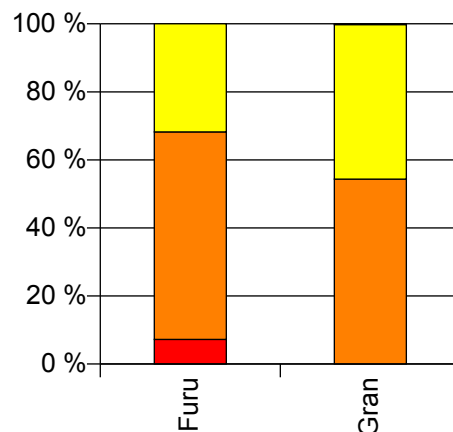
Volum 2009 (kbm)

	Spesial	Sagtømmer	Massevirke	Vrak	Sum:
Furu	31	261	136		428
Gran		2 249	1 879	9	4 137
Sum:	31	2 510	2 015	9	4 565

Volum (kbm)



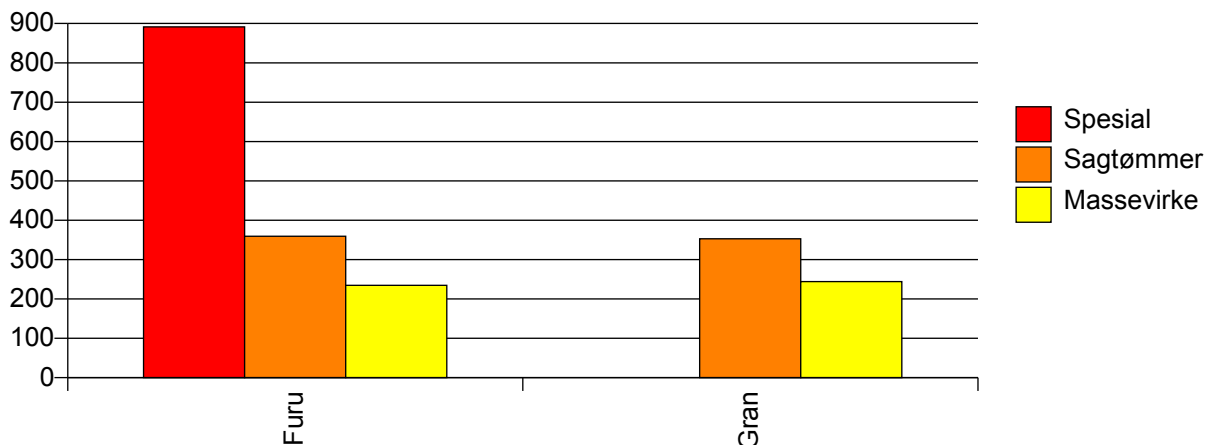
Volum (prosentfordelt)



Gjennomsnittspris 2009 (kr/kbm)

	Spesial	Sagtømmer	Massevirke	Vrak	Snitt
Furu	891	359	234		358
Gran		353	244	0	303
Snitt	891	354	244	0	308

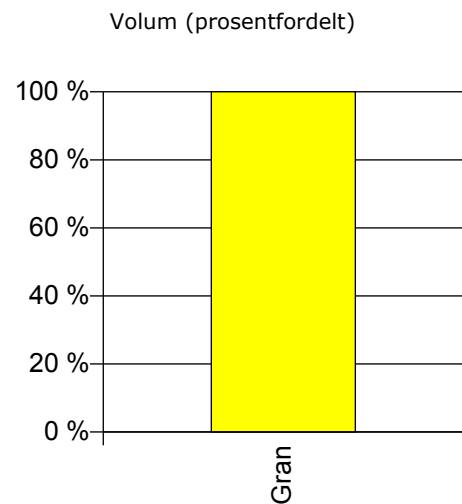
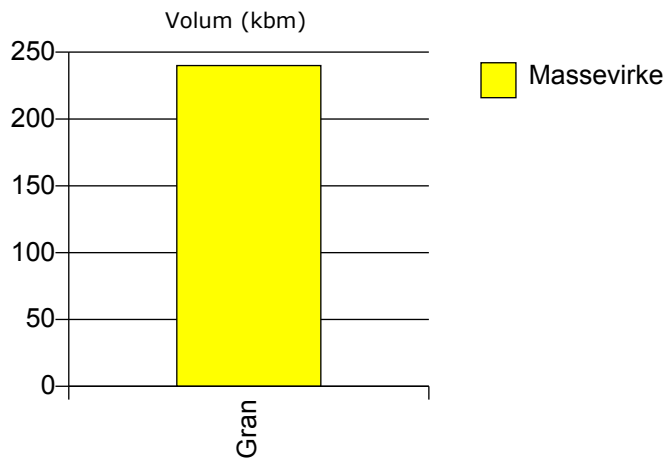
Gjennomsnittspris (kr/kbm)



1511 VANYLVEN


Volum 2009 (kbm)

	Massevirke	Sum:
Gran	240	240
Sum:	240	240



Gjennomsnittspris 2009 (kr/kbm)

Gran	274	274
Snitt	274	274

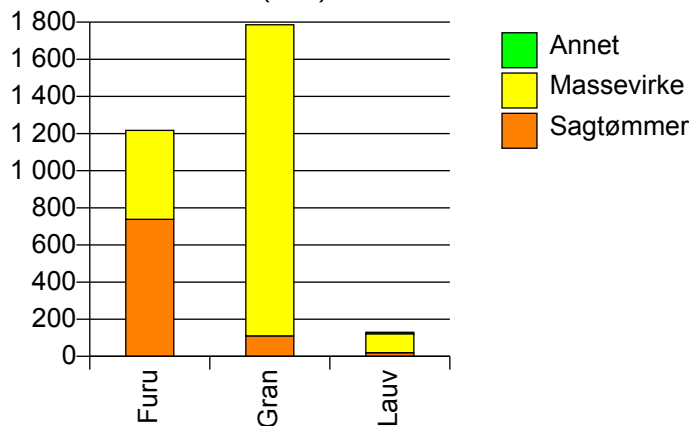


1519 VOLDA

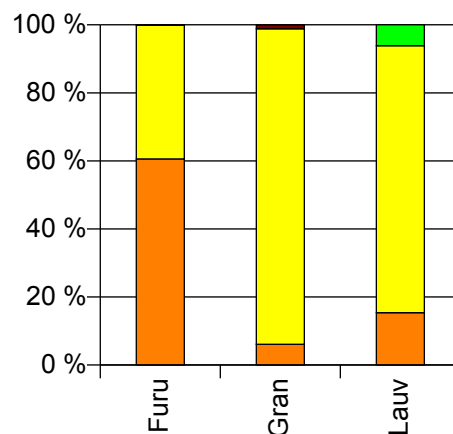
Volum 2009 (kbm)

	Sagtømmer	Massevirke	Annet	Vrak	Sum:
Furu	738	479		1	1 218
Gran	110	1 676		21	1 807
Lauv	20	102	8		130
Sum:	868	2 257	8	22	3 155

Volum (kbm)



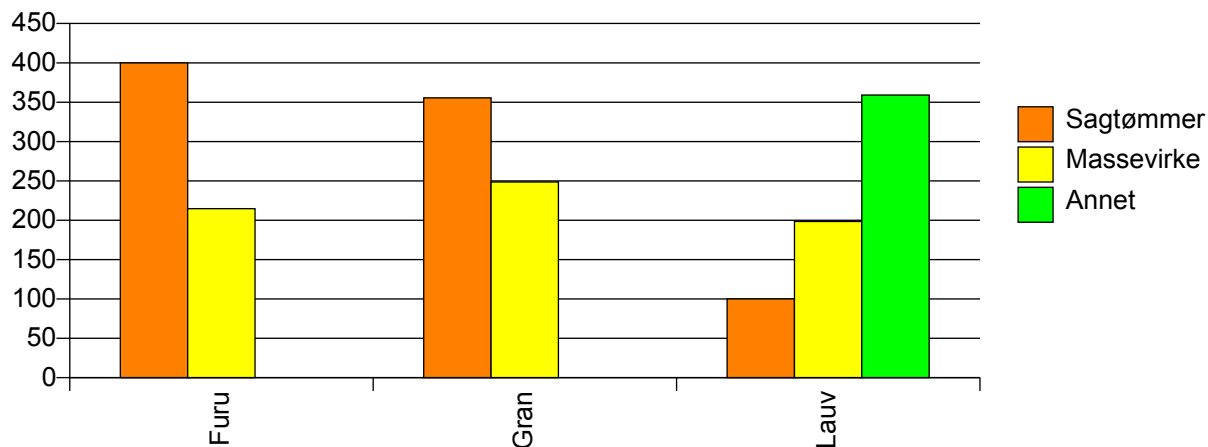
Volum (prosentfordelt)



Gjennomsnittspris 2009 (kr/kbm)

	Sagtømmer	Massevirke	Annet	Vrak	Snitt
Furu	400	215		0	327
Gran	356	249		0	252
Lauv	100	198	359		193
Snitt	387	239	359	0	279

Gjennomsnittspris (kr/kbm)

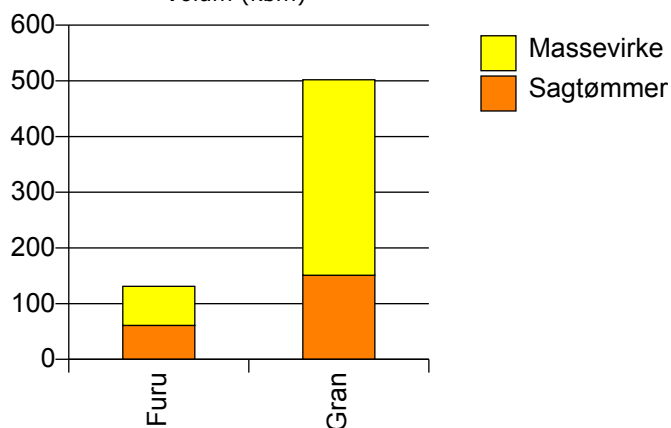


1520 ØRSTA

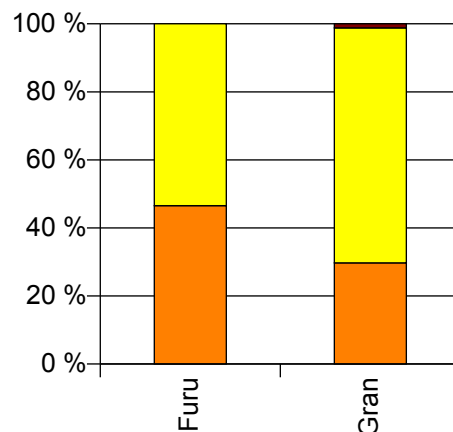
Volum 2009 (kbm)

	Sagtømmer	Massevirke	Vrak	Sum:
Furu	61	70		131
Gran	151	351	6	508
Sum:	212	421	6	639

Volum (kbm)



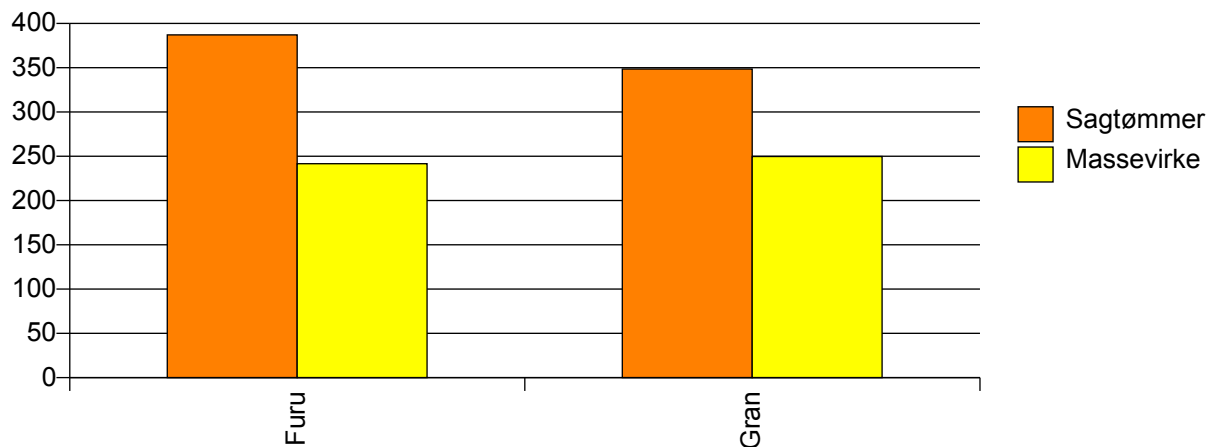
Volum (prosentfordelt)



Gjennomsnittspris 2009 (kr/kbm)

	Sagtømmer	Massevirke	Vrak	Snitt
Furu	387	242		309
Gran	349	250	0	276
Snitt	360	248	0	283

Gjennomsnittspris (kr/kbm)

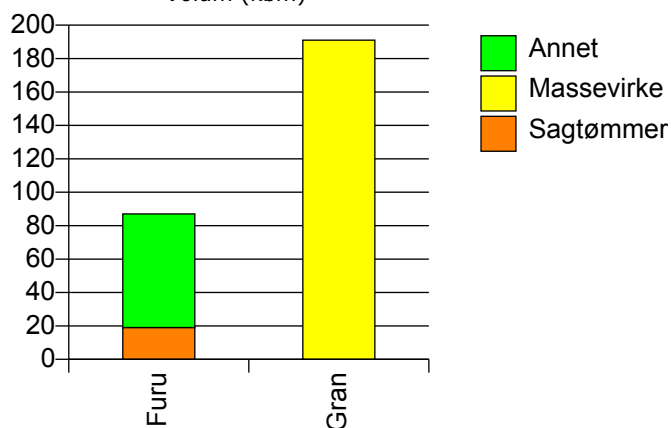


1525 STRANDA

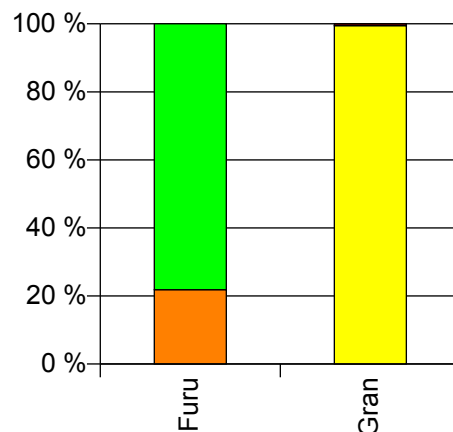
Volum 2009 (kbm)

	Sagtømmer	Massevirke	Annet	Vrak	Sum:
Furu	19		68		87
Gran		191		1	192
Sum:	19	191	68	1	279

Volum (kbm)



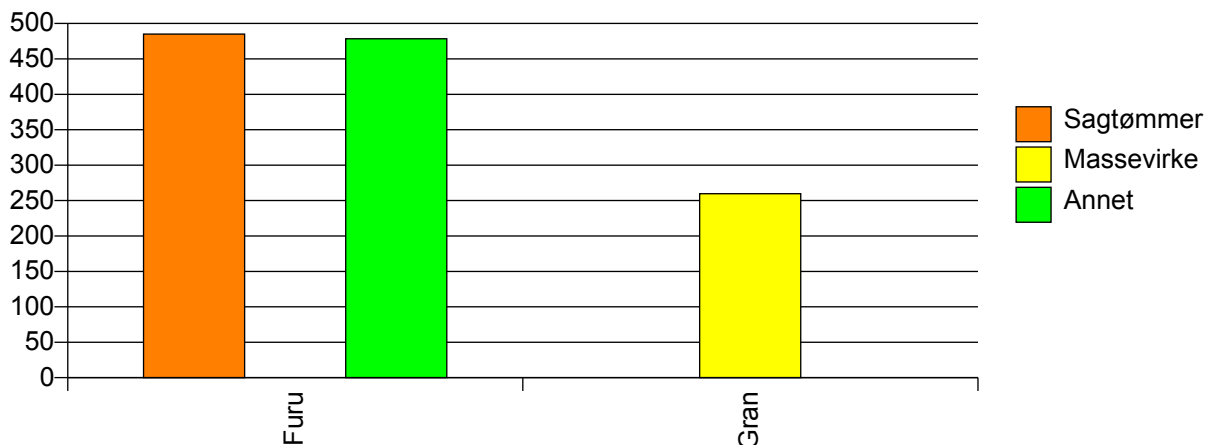
Volum (prosentfordelt)



Gjennomsnittspris 2009 (kr/kbm)

	Sagtømmer	Massevirke	Annet	Vrak	Snitt
Furu	485		478		480
Gran		260		0	258
Snitt	485	260	478	0	327

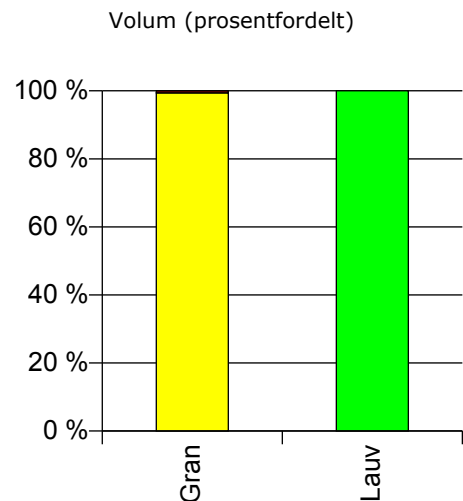
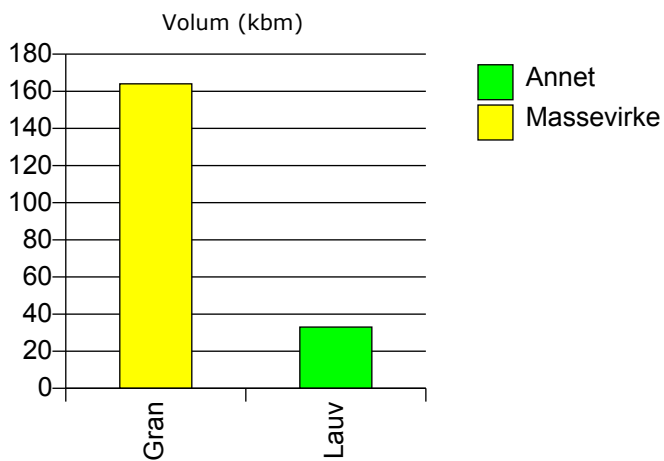
Gjennomsnittspris (kr/kbm)



1528 SYKKYLVEN

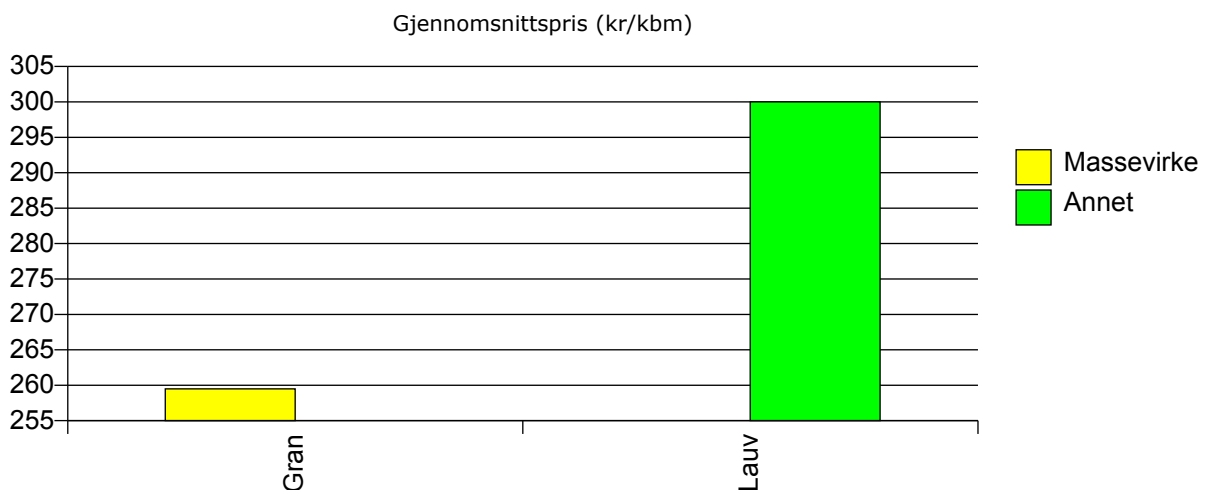
Volum 2009 (kbm)

	Massevirke	Annet	Vrak	Sum:
Gran	164		1	165
Lauv		33		33
Sum:	164	33	1	198



Gjennomsnittspris 2009 (kr/kbm)

	Massevirke	Annet	Vrak	Snitt
Gran	259		0	258
Lauv		300		300
Snitt	259	300	0	265

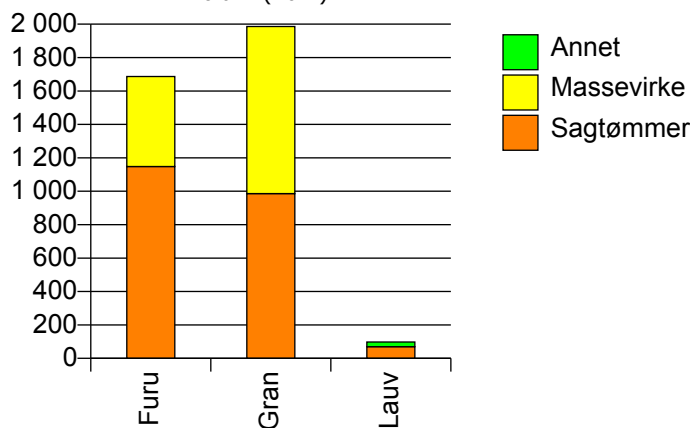


1529 SKODJE

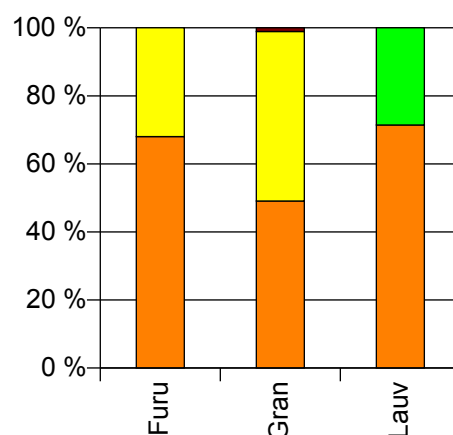
Volum 2009 (kbm)

	Sagtømmer	Massevirke	Annet	Vrak	Sum:
Furu	1 148	539			1 687
Gran	986	1 000		22	2 008
Lauv	70		28		98
Sum:	2 204	1 539	28	22	3 793

Volum (kbm)



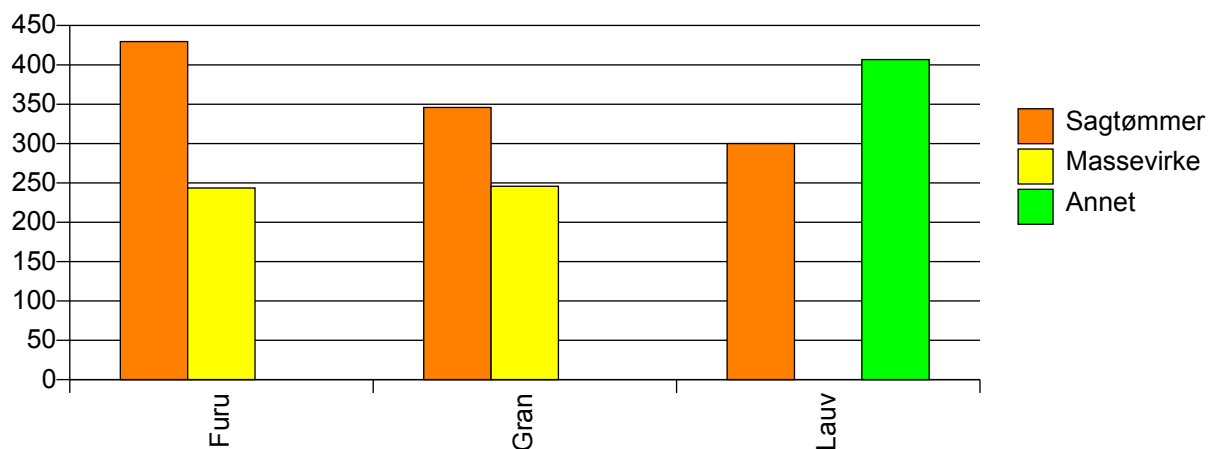
Volum (prosentfordelt)



Gjennomsnittspris 2009 (kr/kbm)

	Sagtømmer	Massevirke	Annet	Vrak	Snitt
Furu	430	244			370
Gran	346	246		0	292
Lauv	300		407		330
Snitt	388	245	407	0	328

Gjennomsnittspris (kr/kbm)

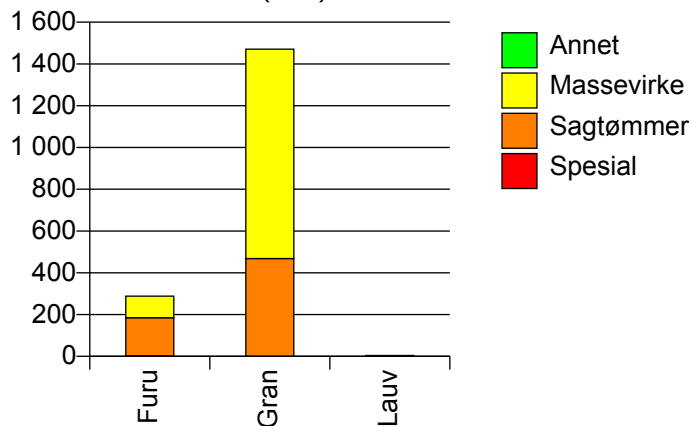


1535 VESTNES

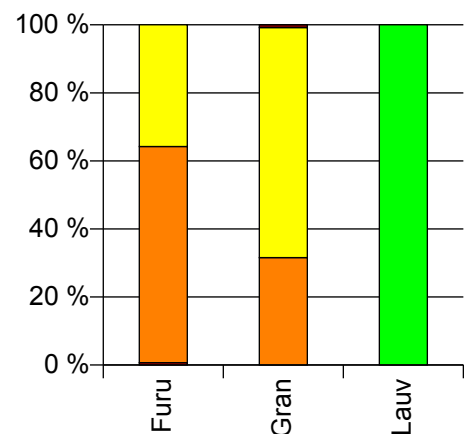
Volum 2009 (kbm)

	Spesial	Sagtømmer	Massevirke	Annet	Vrak	Sum:
Furu	2	183	103			288
Gran		468	1 003		12	1 483
Lauv				4		4
Sum:	2	651	1 106	4	12	1 775

Volum (kbm)



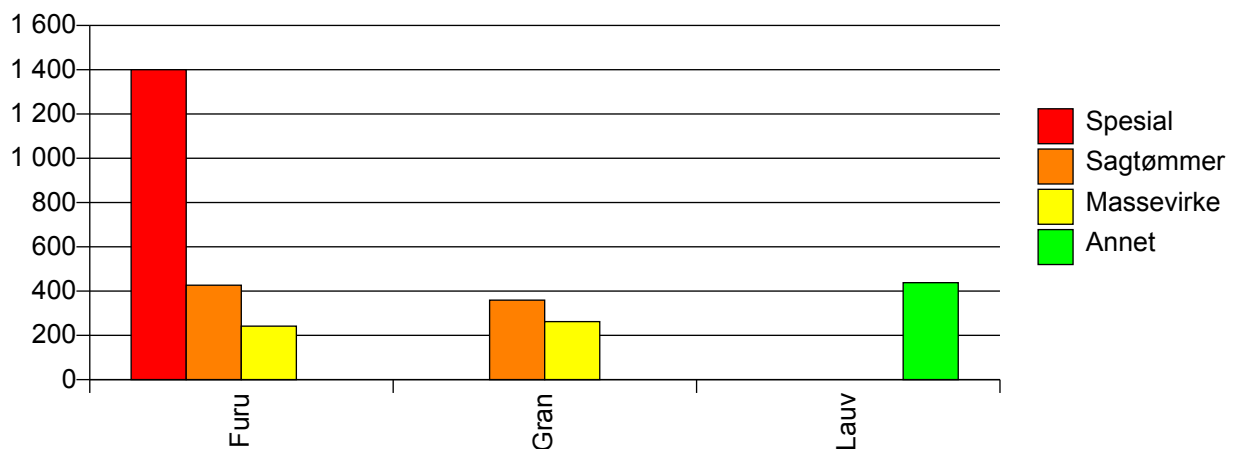
Volum (prosentfordelt)



Gjennomsnittspris 2009 (kr/kbm)

	Spesial	Sagtømmer	Massevirke	Annet	Vrak	Snitt
Furu	1 400	427	242			367
Gran		359	263		0	291
Lauv				438		438
Snitt	1 400	378	261	438	0	304

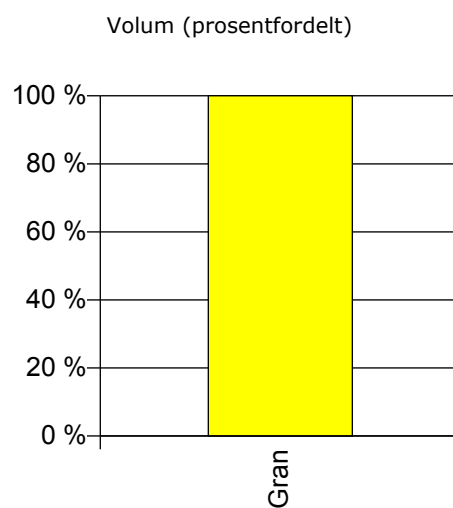
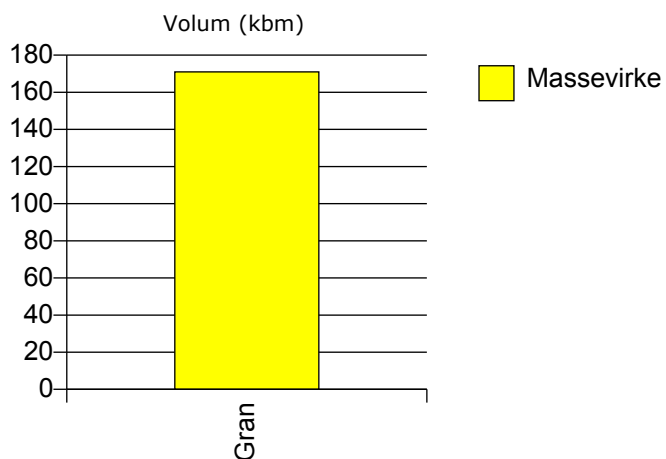
Gjennomsnittspris (kr/kbm)



1548 FRÆNA


Volum 2009 (kbm)

	Massevirke	Sum:
Gran	171	171
Sum:	171	171



Gjennomsnittspris 2009 (kr/kbm)

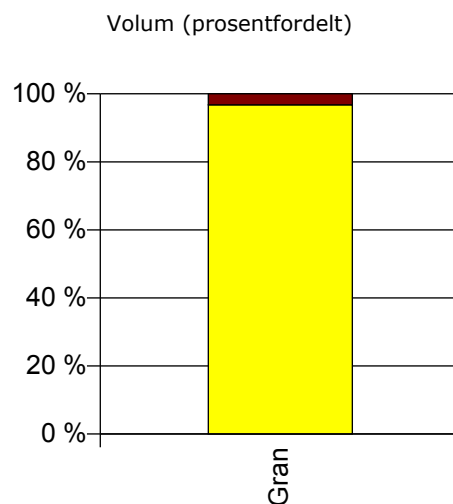
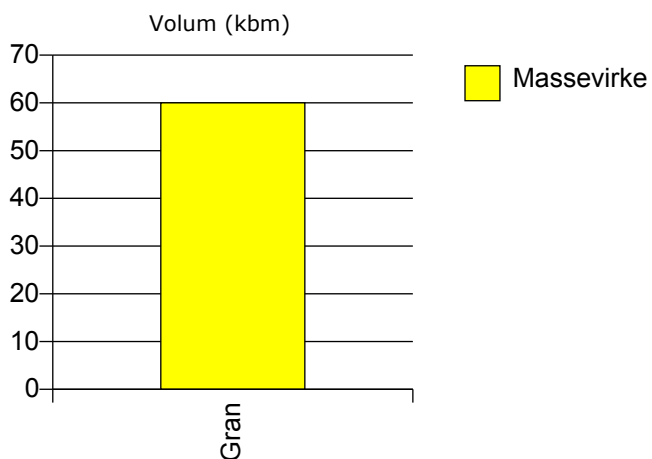
Gran	262	262
Snitt	262	262



1554 AVERØY


Volum 2009 (kbm)

	Massevirke	Vrak	Sum:
Gran	60	2	62
Sum:	60	2	62



Gjennomsnittspris 2009 (kr/kbm)

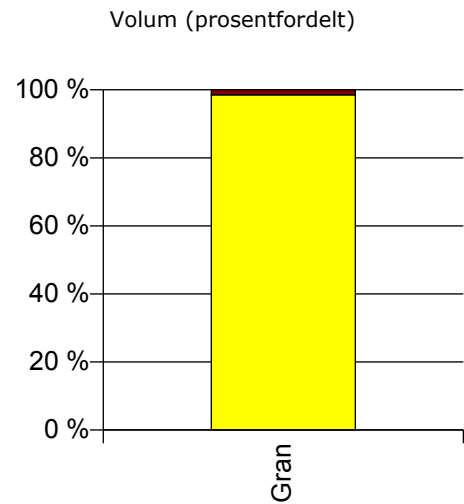
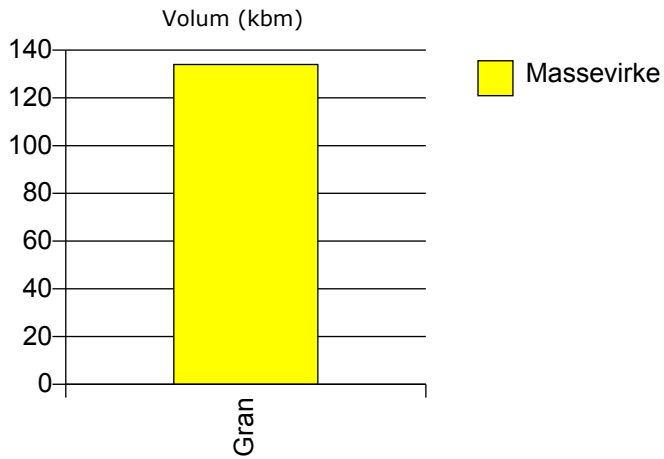
Gran	274	0	265
Snitt	274	0	265



1523 ØRSKOG


Volum 2009 (kbm)

	Massevirke	Vrak	Sum:
Gran	134	2	136
Sum:	134	2	136



Gjennomsnittspris 2009 (kr/kbm)

Gran	271	0	267
Snitt	271	0	267

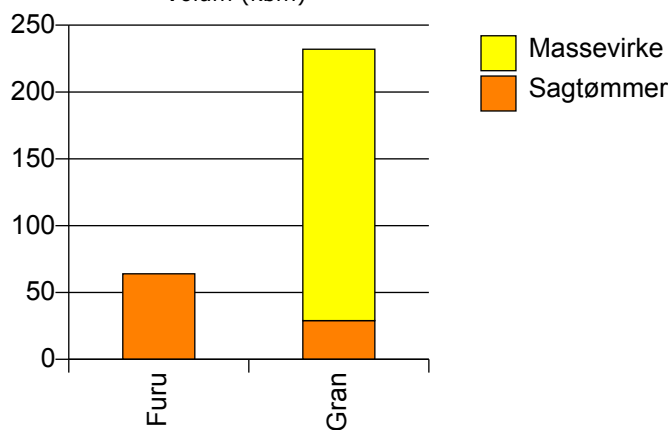


1524 NORDDAL

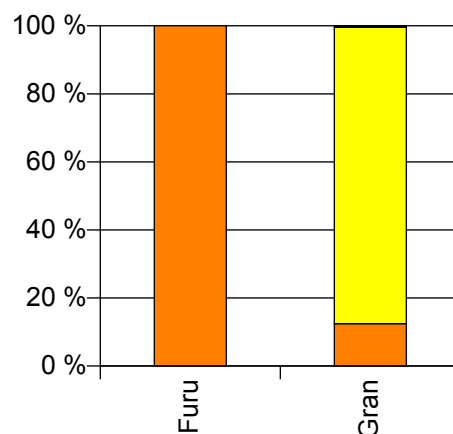
Volum 2009 (kbm)

	Sagtømmer	Massevirke	Vrak	Sum:
Furu	64			64
Gran	29	203	1	233
Sum:	93	203	1	297

Volum (kbm)



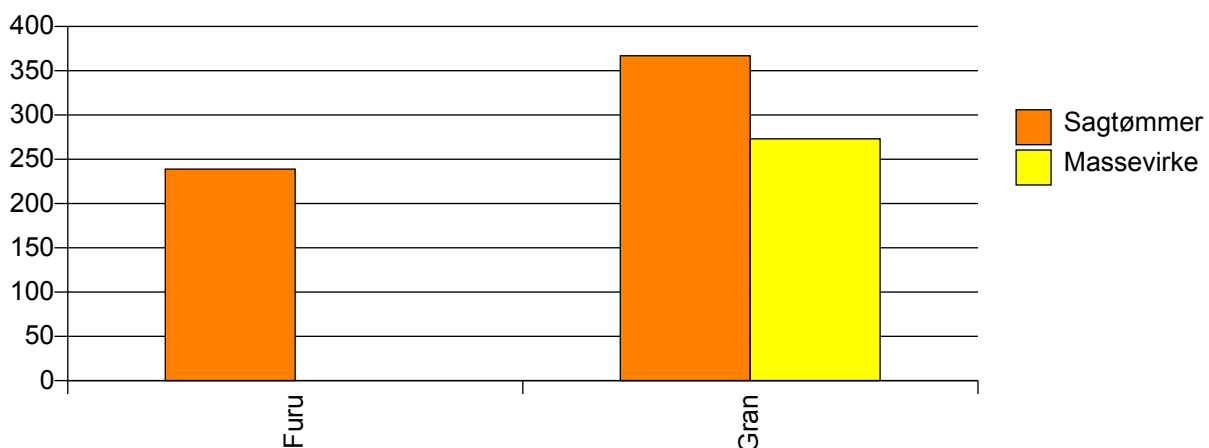
Volum (prosentfordelt)



Gjennomsnittspris 2009 (kr/kbm)

	Sagtømmer	Massevirke	Vrak	Snitt
Furu	239			239
Gran	367	273	0	284
Snitt	279	273	0	274

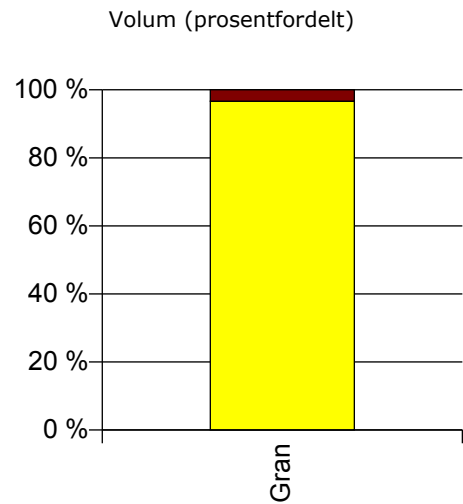
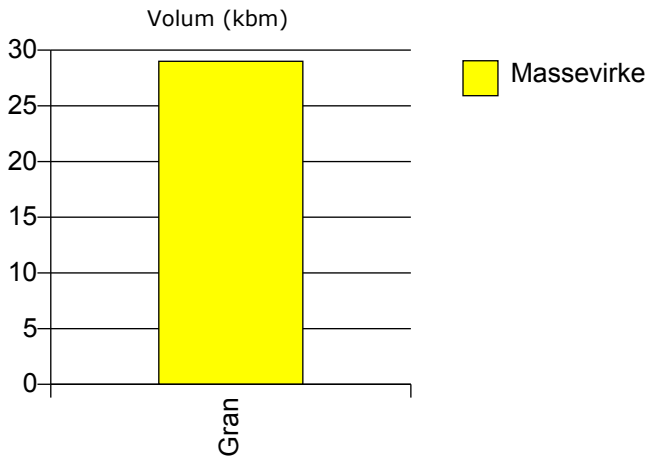
Gjennomsnittspris (kr/kbm)



1504 ÅLESUND


Volum 2009 (kbm)

	Massevirke	Vrak	Sum:
Gran	29	1	30
Sum:	29	1	30



Gjennomsnittspris 2009 (kr/kbm)

Gran	228	0	221
Snitt	228	0	221

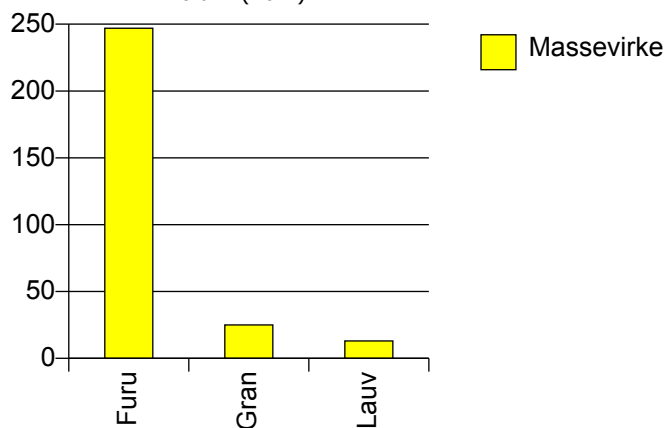


1515 HERØY

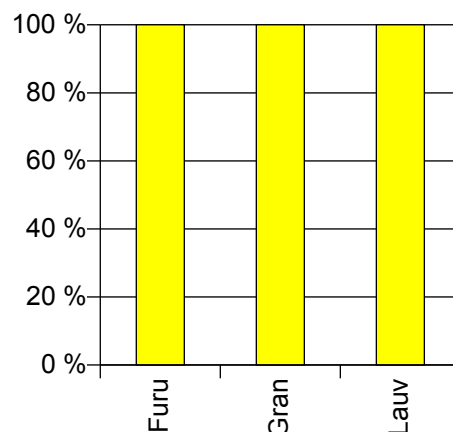
Volum 2009 (kbm)

	Massevirke	Sum:
Furu	247	247
Gran	25	25
Lauv	13	13
Sum:	285	285

Volum (kbm)



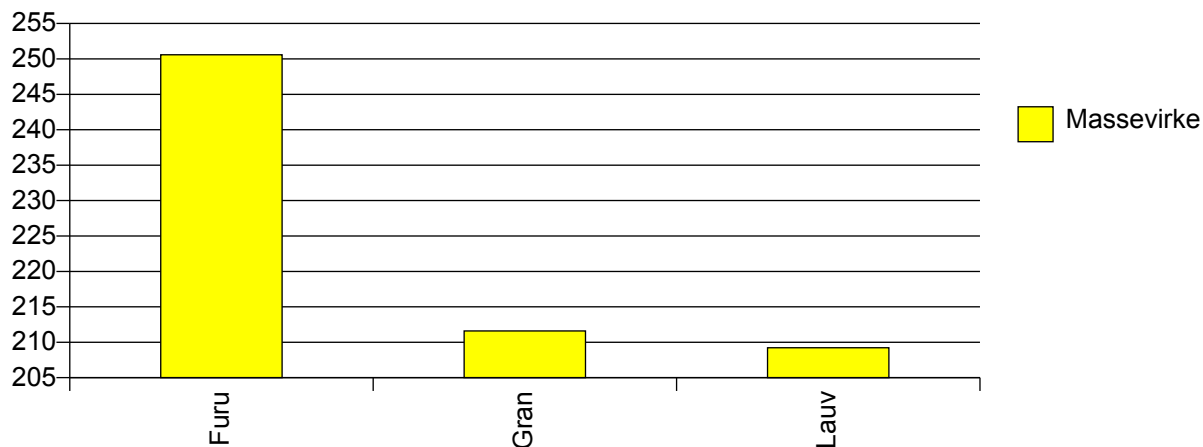
Volum (prosentfordelt)



Gjennomsnittspris 2009 (kr/kbm)

	Massevirke	Snitt
Furu	251	251
Gran	212	212
Lauv	209	209
Snitt	245	245

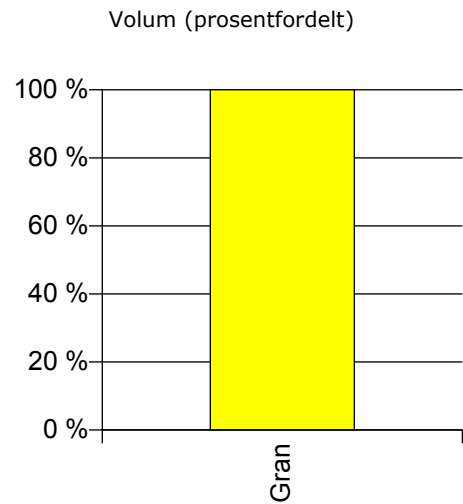
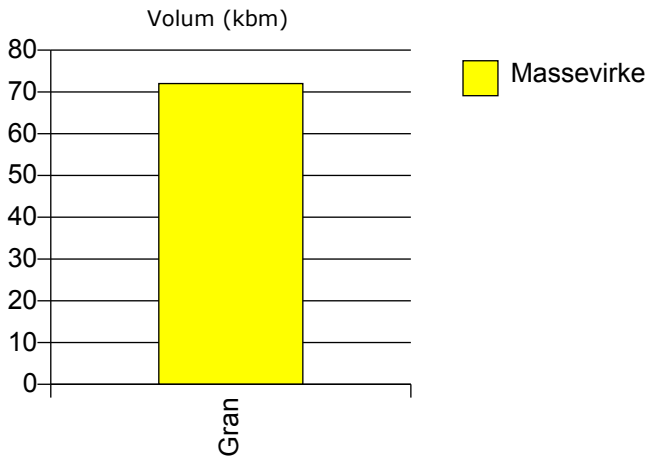
Gjennomsnittspris (kr/kbm)



1526 STORDAL


Volum 2009 (kbm)

	Massevirke	Sum:
Gran	72	72
Sum:	72	72



Gjennomsnittspris 2009 (kr/kbm)

Gran	187	187
Snitt	187	187

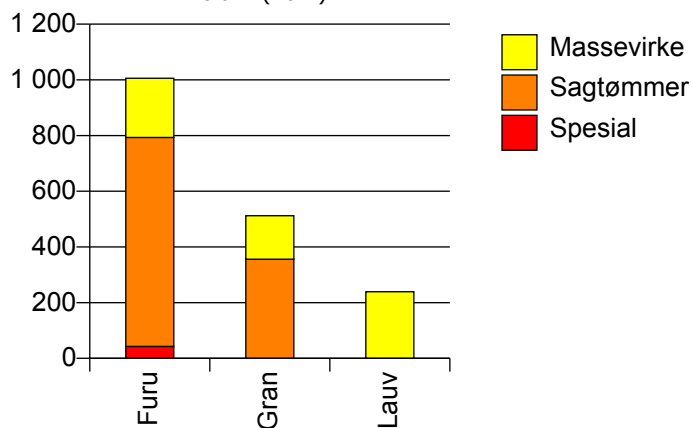


1576 AURE

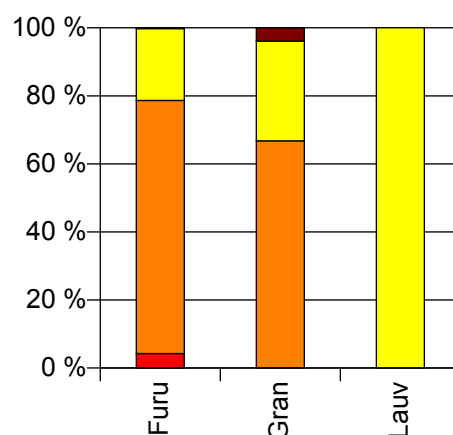
Volum 2009 (kbm)

	Spesial	Sagtømmer	Massevirke	Vrak	Sum:
Furu	43	750	213	2	1 008
Gran		356	156	21	533
Lauv			239		239
Sum:	43	1 106	608	23	1 780

Volum (kbm)



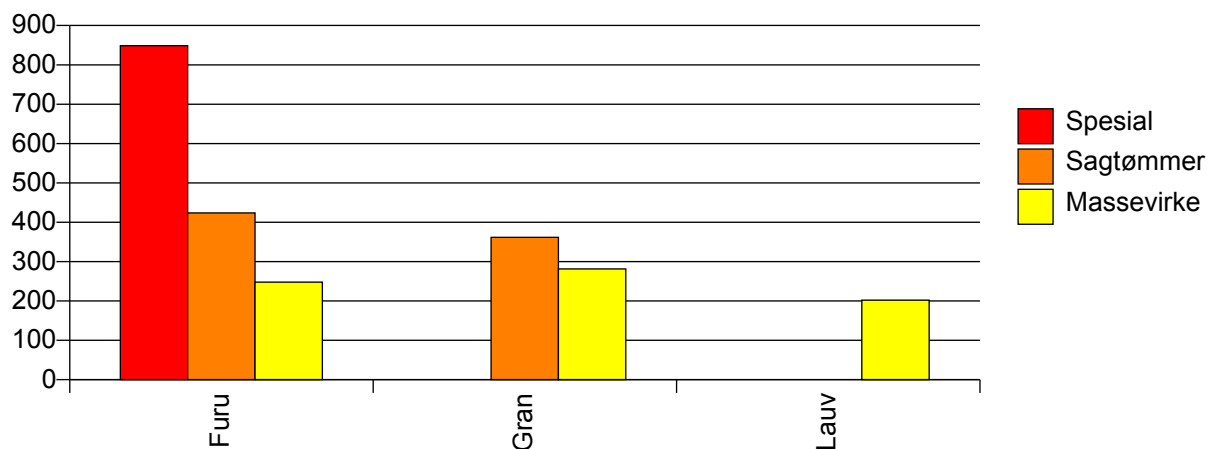
Volum (prosentfordelt)



Gjennomsnittspris 2009 (kr/kbm)

	Spesial	Sagtømmer	Massevirke	Vrak	Snitt
Furu	849	424	248	0	404
Gran		362	281	0	324
Lauv			202		202
Snitt	849	404	239	0	353

Gjennomsnittspris (kr/kbm)



1517 HAREID

Volum 2009 (kbm)

Sum:

Sum:

Volum (kbm)

Volum (prosentfordelt)

Snitt

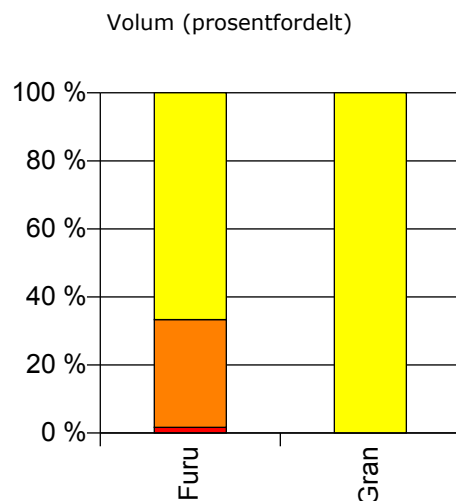
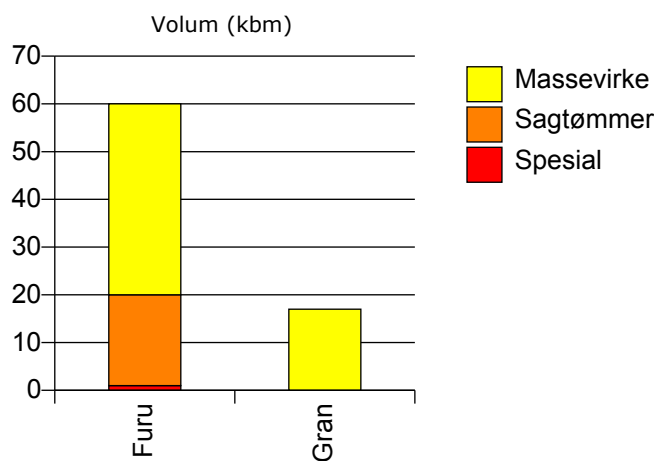
Gjennomsnittspris 2009 (kr/kbm)

Gjennomsnittspris (kr/kbm)

1505 KRISTIANSUND

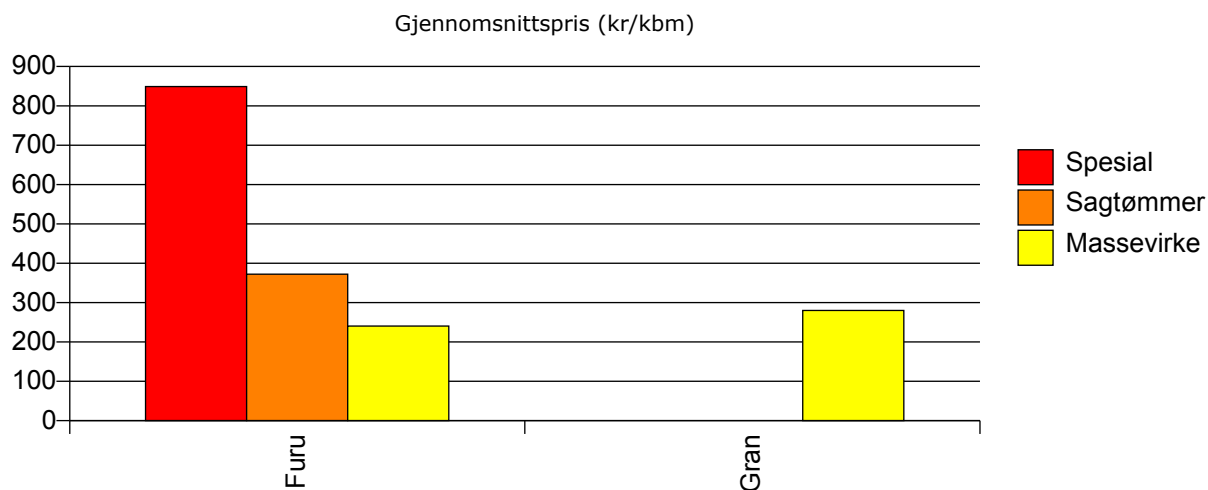
Volum 2009 (kbm)

	Spesial	Sagtømmer	Massevirke	Sum:
Furu	1	19	40	60
Gran			17	17
Sum:	1	19	57	77



Gjennomsnittspris 2009 (kr/kbm)

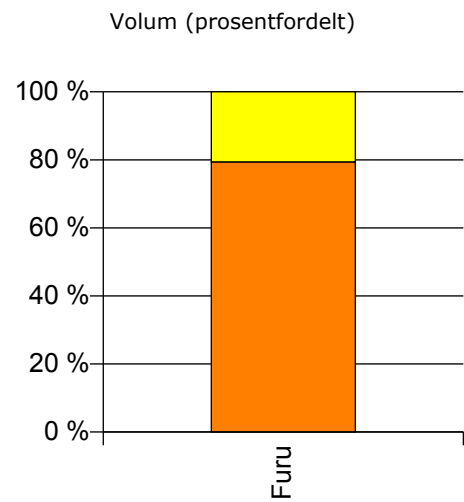
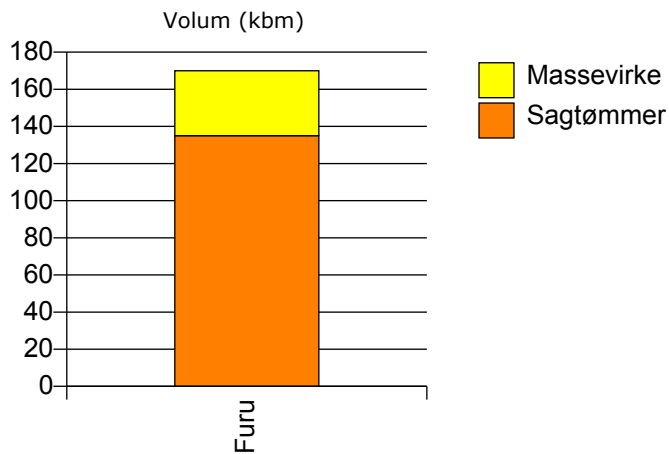
	Spesial	Sagtømmer	Massevirke	Snitt
Furu	849	372	240	292
Gran			280	280
Snitt	849	372	252	290



1531 SULA

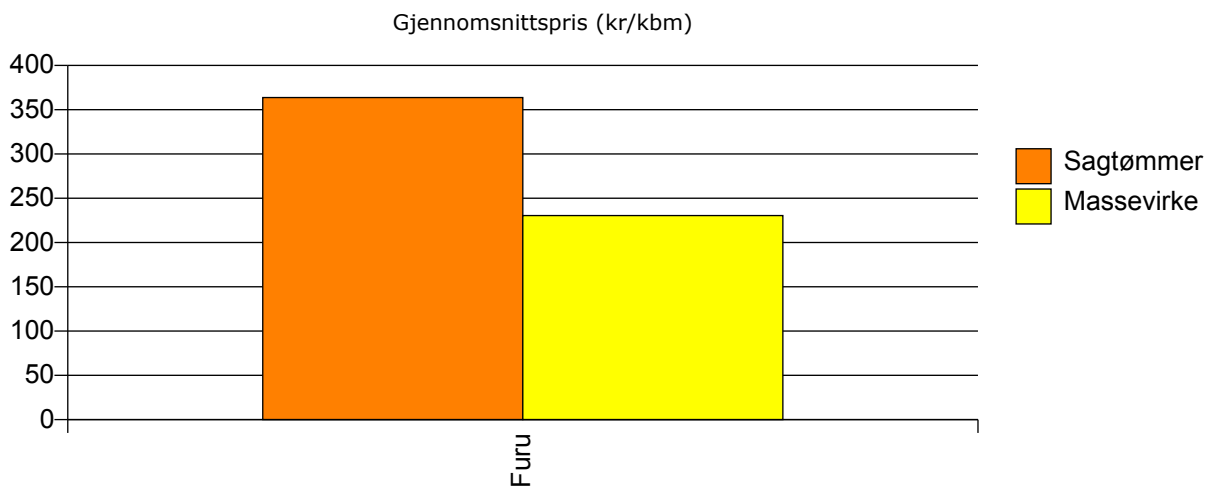
Volum 2009 (kbm)

	Sagtømmer	Massevirke	Sum:
Furu	135	35	170
Sum:	135	35	170



Gjennomsnittspris 2009 (kr/kbm)

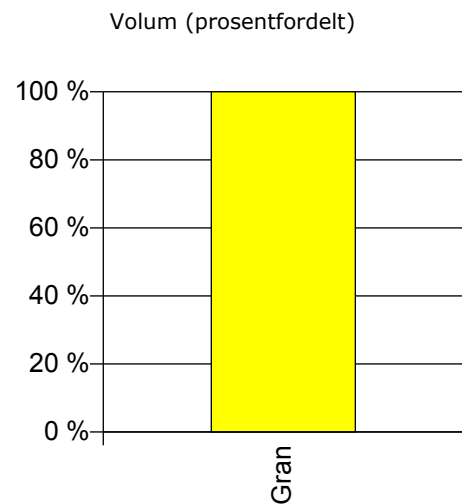
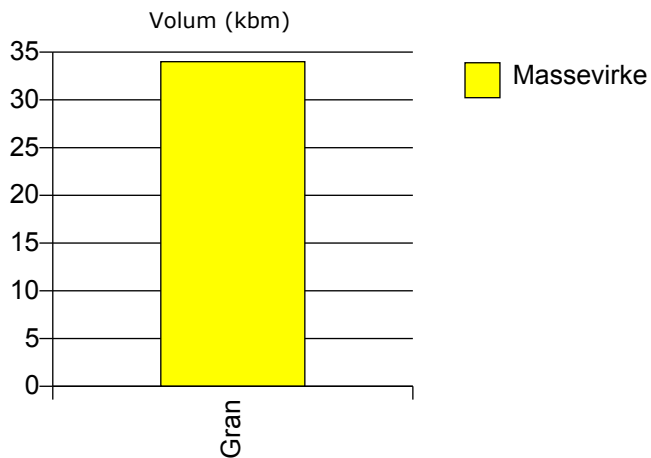
Furu	364	231	336
Snitt	364	231	336



1532 GISKE

Volum 2009 (kbm)

	Massevirke	Sum:
Gran	34	34
Sum:	34	34



Gjennomsnittspris 2009 (kr/kbm)

Gran	178	178
Snitt	178	178

