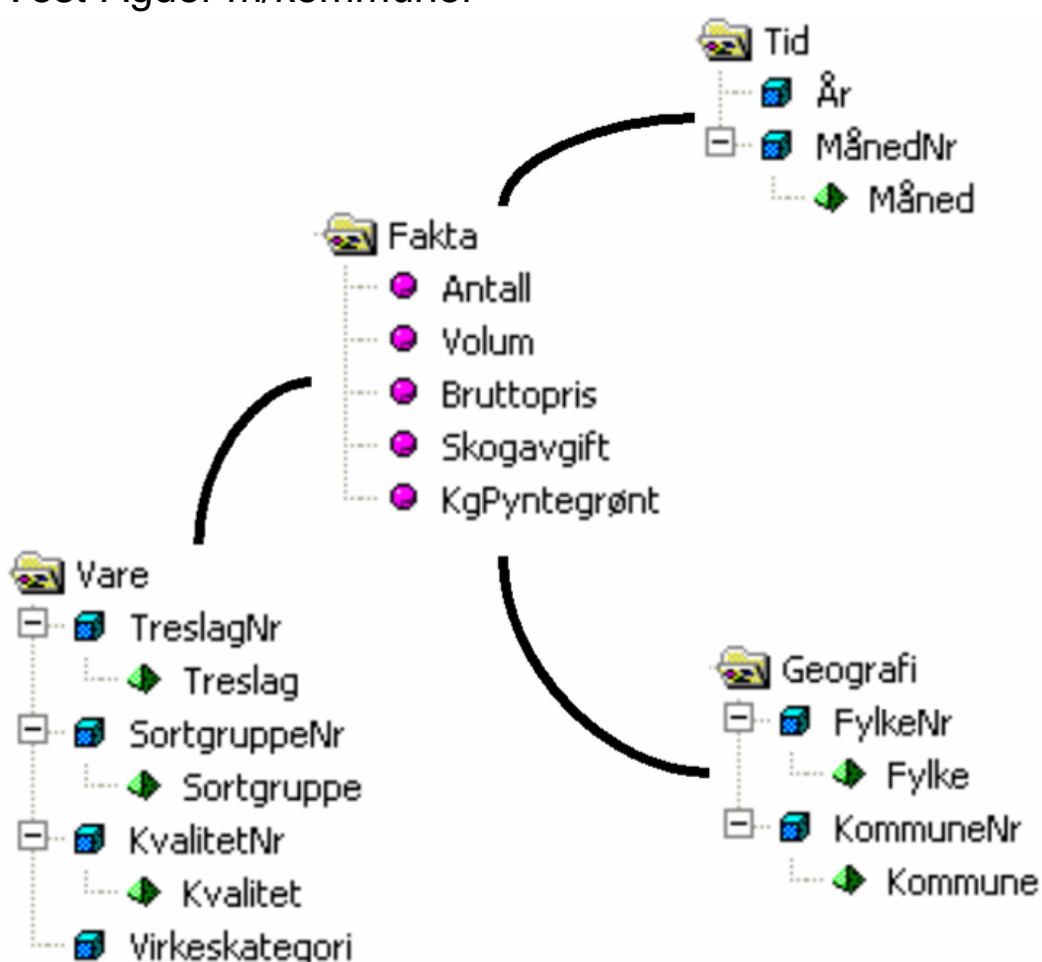


Virkestatistikk fra SKOG-DATA AS

Vest-Agder m/kommuner



Dataene i rapporten er hentet fra databasen som inneholder virkesdata med tilhørende innbetalinger av skogavgift. Rapporten er laget med Business Objects, som er sluttbrukerverktøyet i Skog-Data sine nye datavarehus-løsninger. Business Objects er ett meget sterkt rapportverktøy som kan presentere store mengder data effektivt.

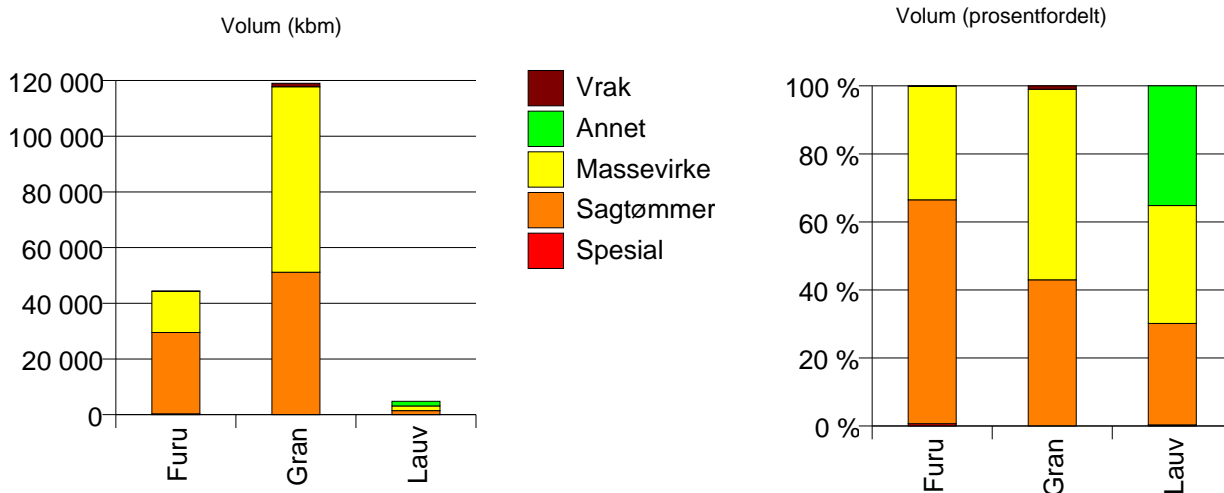
Rapportene kan lastes ned fra www.skogdata.no/statistikk

For mer informasjon, kontakt: tabh@skogdata.no

Vest-Agder

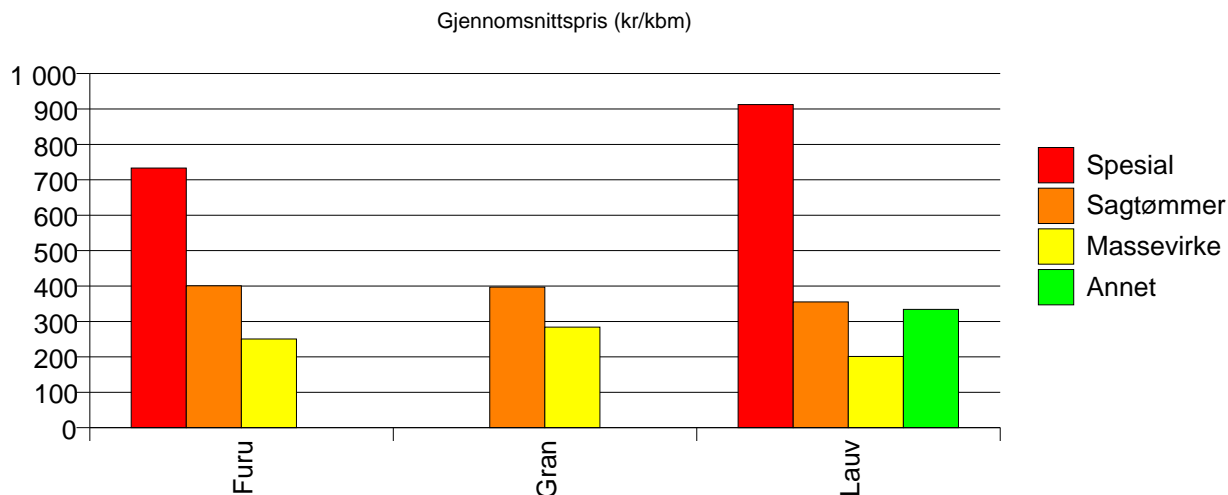
Volum 2008

	Spesial	Sagtømmer	Massevirke	Annet	Vrak	Sum:
Furu	309	29 200	14 806		68	44 383
Gran		51 146	66 650		1 200	118 996
Lauv	16	1 435	1 665	1 692		4 808
Sum:	325	81 781	83 121	1 692	1 268	168 187



Gjennomsnittspris 2008 (kr/kbm)

	Spesial	Sagtømmer	Massevirke	Annet	Vrak	Snitt:
Furu	733	401	251		0	352
Gran		397	284		0	330
Lauv	913	355	201	334		296
Snitt:	742	398	276	334	0	335

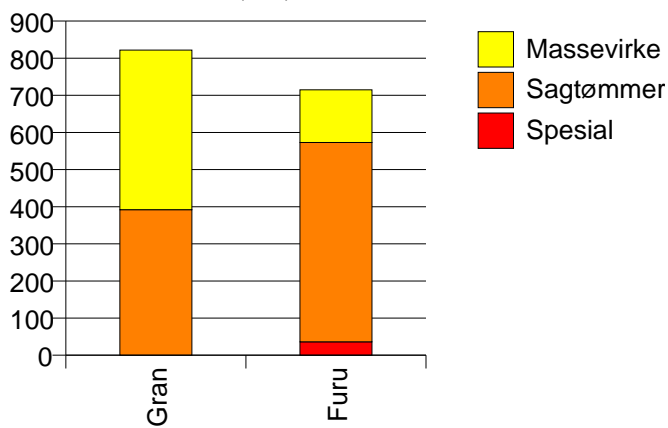


1026 ÅSERAL

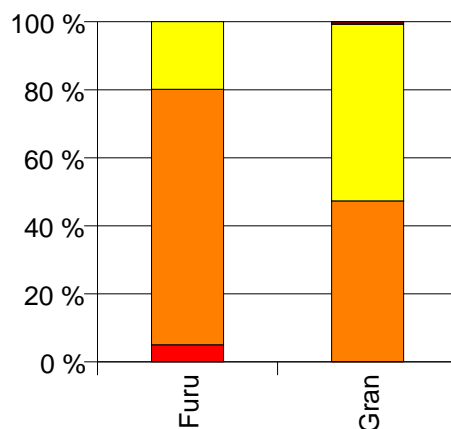
Volum 2008 (kbm)

	Spesial	Sagtømmer	Massevirke	Vrak	Sum:
Furu	36	537	142		715
Gran		392	430	6	828
Sum:	36	929	572	6	1 543

Volum (kbm)



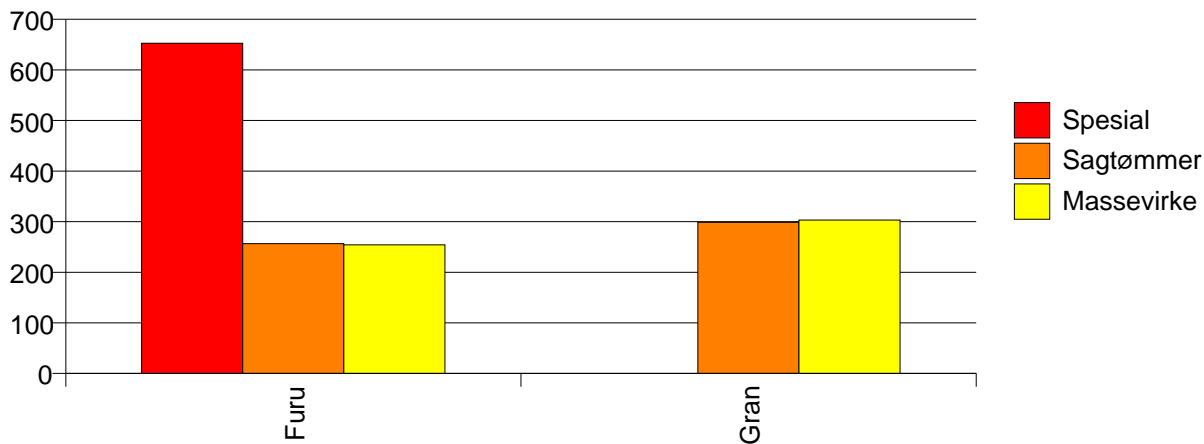
Volum (prosentfordelt)



Gjennomsnittspris 2008 (kr/kbm)

	Spesial	Sagtømmer	Massevirke	Vrak	Snitt
Furu	653	257	254		276
Gran		299	303	0	299
Snitt	653	274	291	0	288

Gjennomsnittspris (kr/kbm)

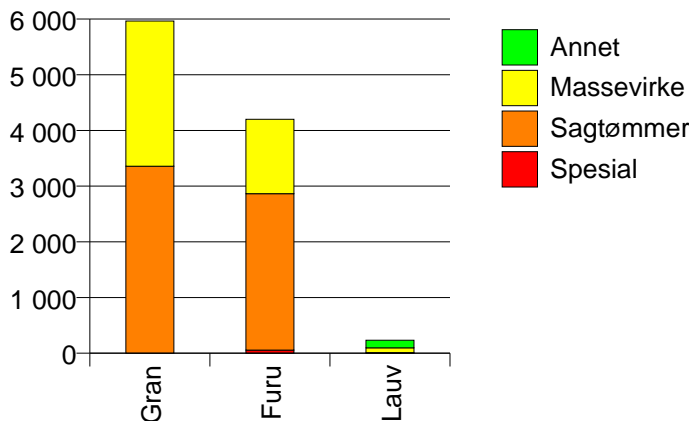


1027 AUDNEDAL

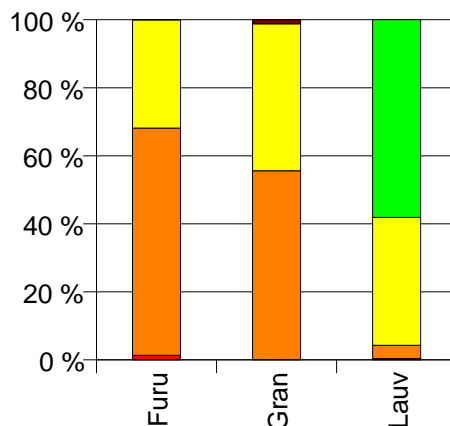
Volum 2008 (kbm)

	Spesial	Sagtømmer	Massevirke	Annet	Vrak	Sum:
Furu	57	2 807	1 337		1	4 202
Gran		3 359	2 607		73	6 039
Lauv	1	9	88	136		234
Sum:	58	6 175	4 032	136	74	10 475

Volum (kbm)



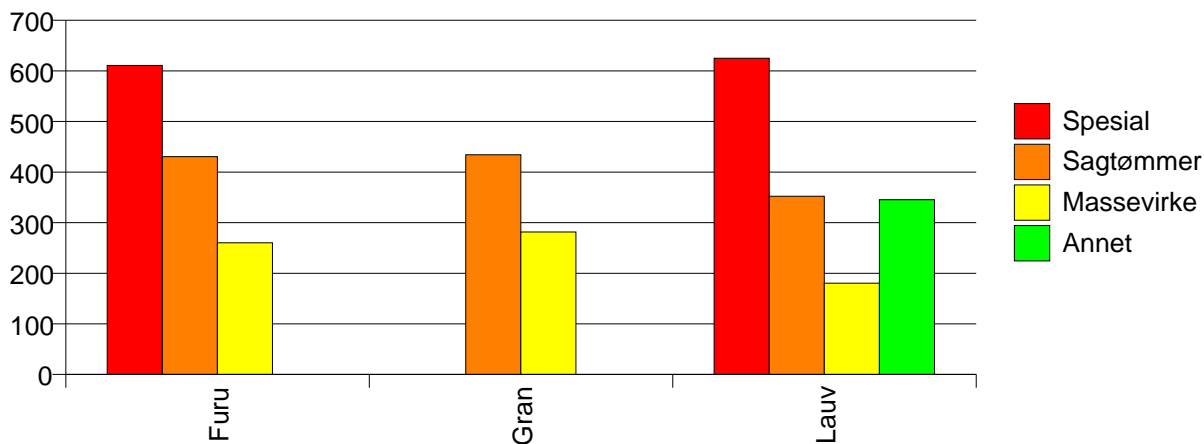
Volum (prosentfordelt)



Gjennomsnittspris 2008 (kr/kbm)

	Spesial	Sagtømmer	Massevirke	Annet	Vrak	Snitt
Furu	611	431	260		0	379
Gran		434	282		0	363
Lauv	625	352	180	345		285
Snitt	611	432	272	345	0	368

Gjennomsnittspris (kr/kbm)

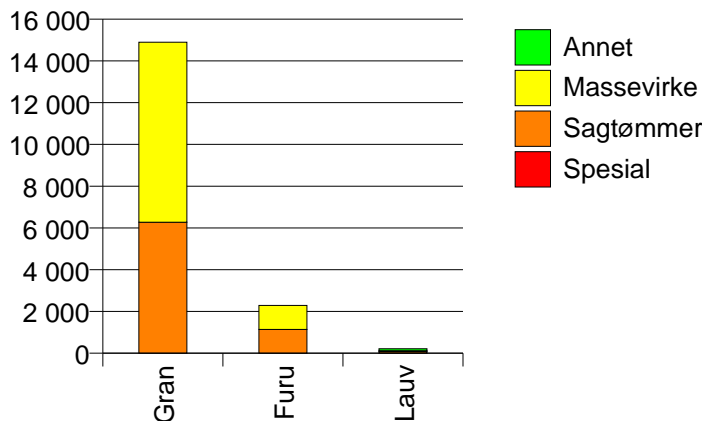


1029 LINDESNES

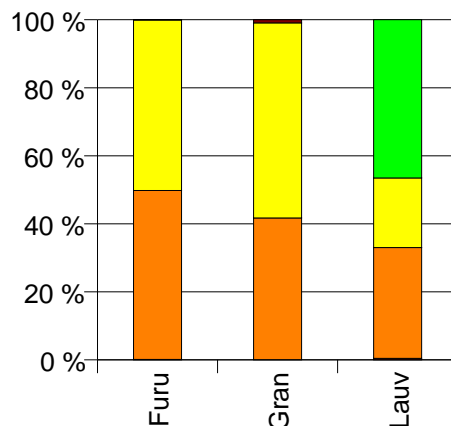
Volum 2008 (kbm)

	Spesial	Sagtømmer	Massevirke	Annet	Vrak	Sum:
Furu	3	1 139	1 150		1	2 293
Gran		6 271	8 623		136	15 030
Lauv	1	70	44	100		215
Sum:	4	7 480	9 817	100	137	17 538

Volum (kbm)



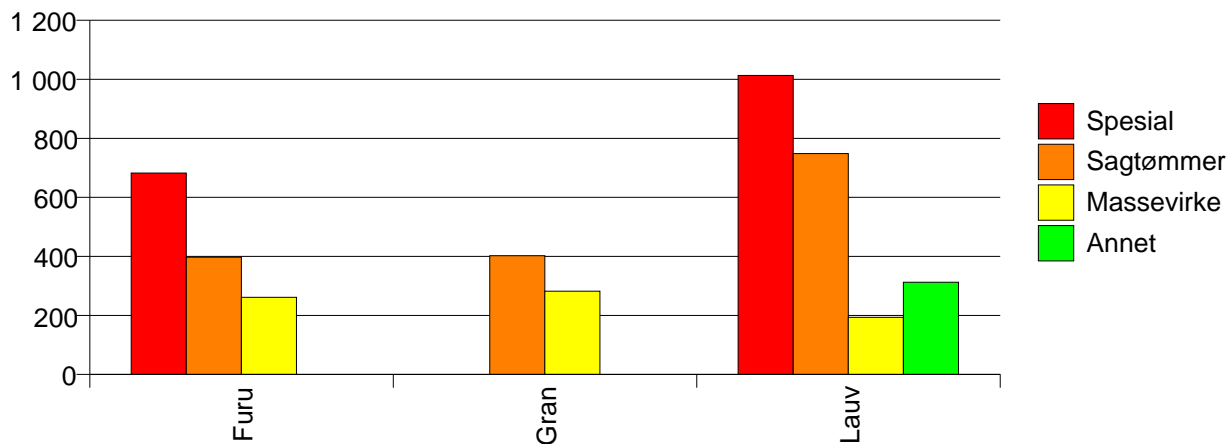
Volum (prosentfordelt)



Gjennomsnittspris 2008 (kr/kbm)

	Spesial	Sagtømmer	Massevirke	Annet	Vrak	Snitt
Furu	683	398	261		0	329
Gran		403	282		0	330
Lauv	1 013	748	193	312		433
Snitt	765	405	279	312	0	331

Gjennomsnittspris (kr/kbm)

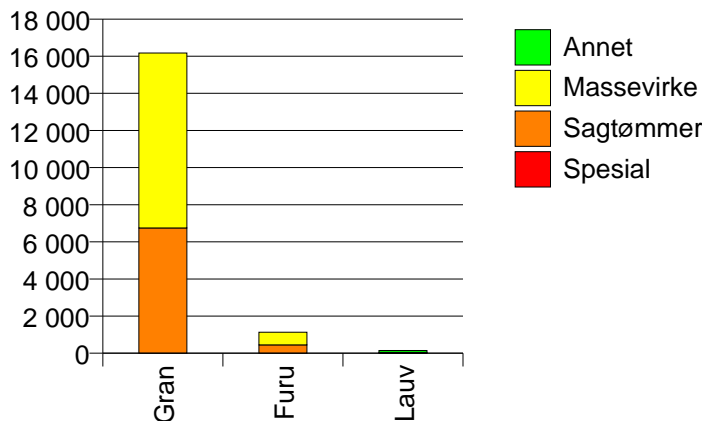


1032 LYNGDAL

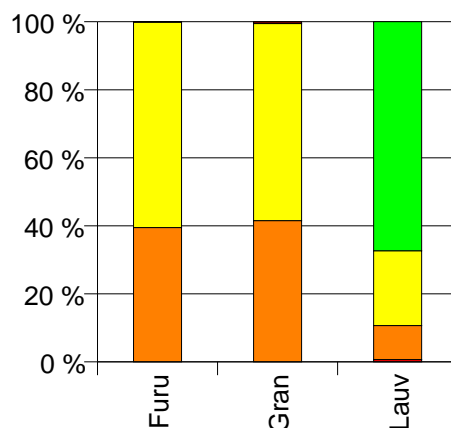
Volum 2008 (kbm)

	Spesial	Sagtømmer	Massevirke	Annet	Vrak	Sum:
Furu	0	448	685		1	1 134
Gran		6 751	9 420		83	16 254
Lauv	1	15	33	101		150
Sum:	1	7 214	10 138	101	84	17 538

Volum (kbm)



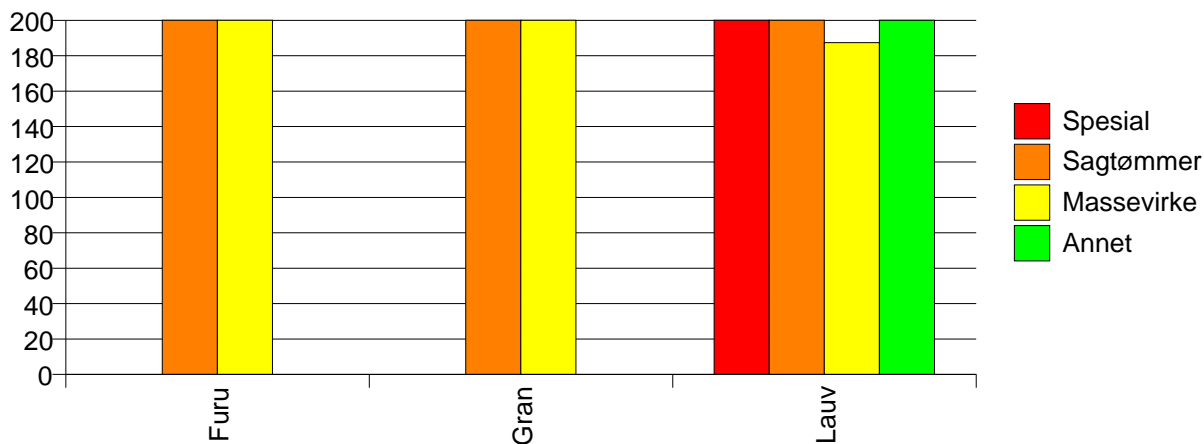
Volum (prosentfordelt)



Gjennomsnittspris 2008 (kr/kbm)

	Spesial	Sagtømmer	Massevirke	Annet	Vrak	Snitt
Furu	#DIV/0	396	256		0	311
Gran		375	292		0	325
Lauv	1 248	539	187	341		333
Snitt	1 474	376	289	341	0	324

Gjennomsnittspris (kr/kbm)

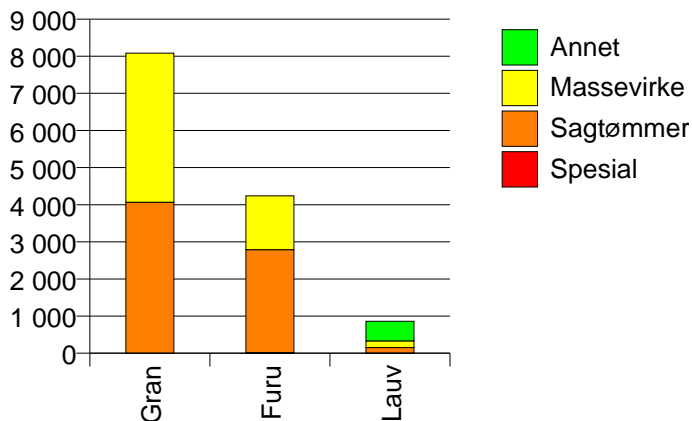


1034 HÆGEBOSTAD

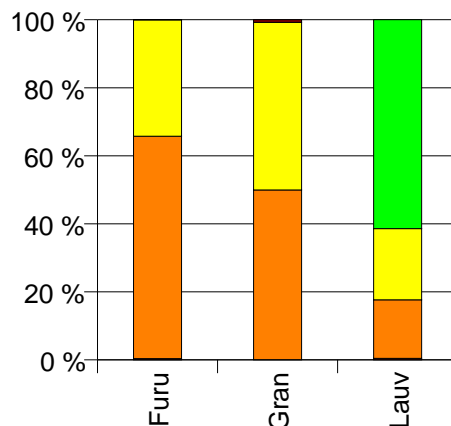
Volum 2008 (kbm)

	Spesial	Sagtømmer	Massevirke	Annet	Vrak	Sum:
Furu	15	2 774	1 451		1	4 241
Gran		4 069	4 013		61	8 143
Lauv	4	148	180	528		860
Sum:	19	6 991	5 644	528	62	13 244

Volum (kbm)



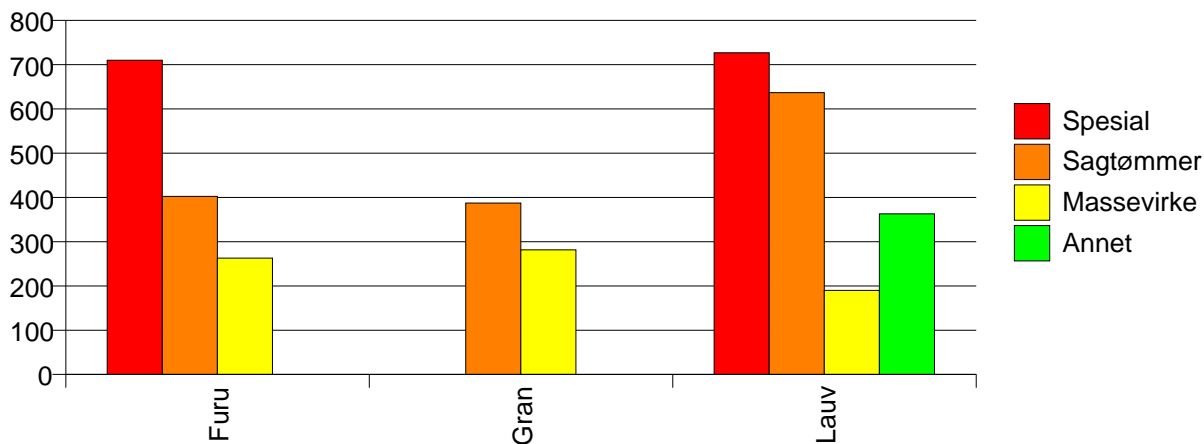
Volum (prosentfordelt)



Gjennomsnittspris 2008 (kr/kbm)

	Spesial	Sagtømmer	Massevirke	Annet	Vrak	Snitt
Furu	710	402	263		0	356
Gran		387	281		0	332
Lauv	727	637	190	363		376
Snitt	713	398	274	363	0	342

Gjennomsnittspris (kr/kbm)

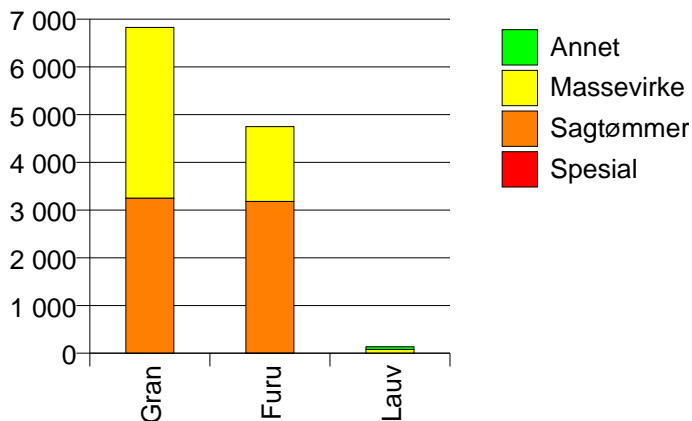


1037 KVINESDAL

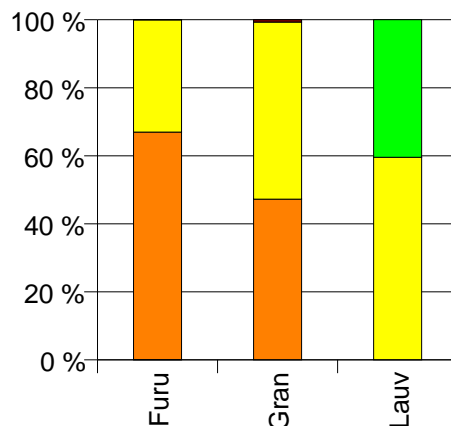
Volum 2008 (kbm)

	Spesial	Sagtømmer	Massevirke	Annet	Vrak	Sum:
Furu	5	3 176	1 567		1	4 749
Gran		3 249	3 577		47	6 873
Lauv			81	55		136
Sum:	5	6 425	5 225	55	48	11 758

Volum (kbm)



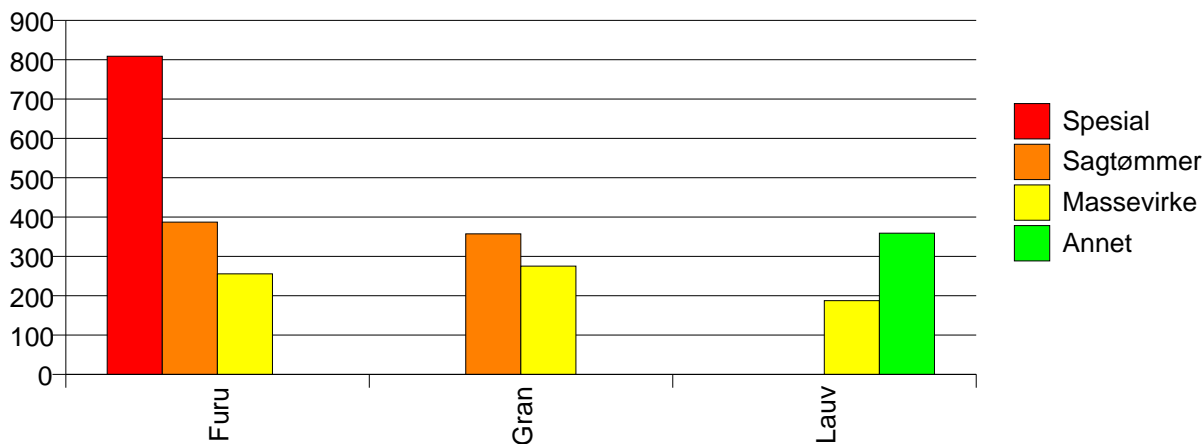
Volum (prosentfordelt)



Gjennomsnittspris 2008 (kr/kbm)

	Spesial	Sagtømmer	Massevirke	Annet	Vrak	Snitt
Furu	809	387	256		0	344
Gran		357	275		0	312
Lauv			188	359		257
Snitt	809	372	268	359	0	324

Gjennomsnittspris (kr/kbm)

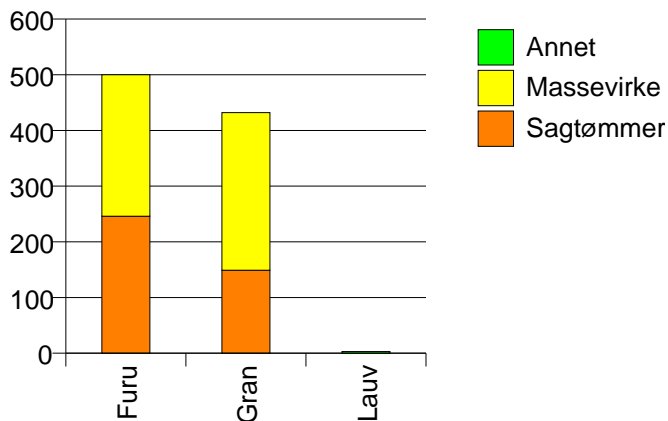


1046 SIRDAL

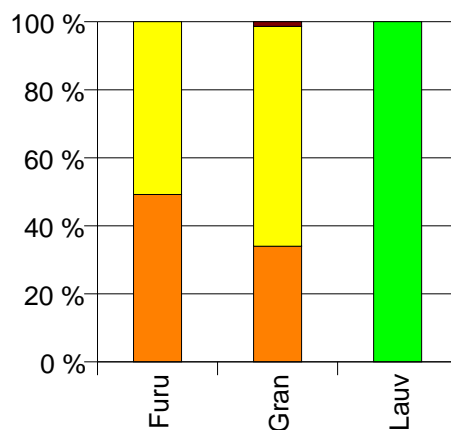
Volum 2008 (kbm)

	Sagtømmer	Massevirke	Annet	Vrak	Sum:
Furu	246	254			500
Gran	149	283		6	438
Lauv			3		3
Sum:	395	537	3	6	941

Volum (kbm)



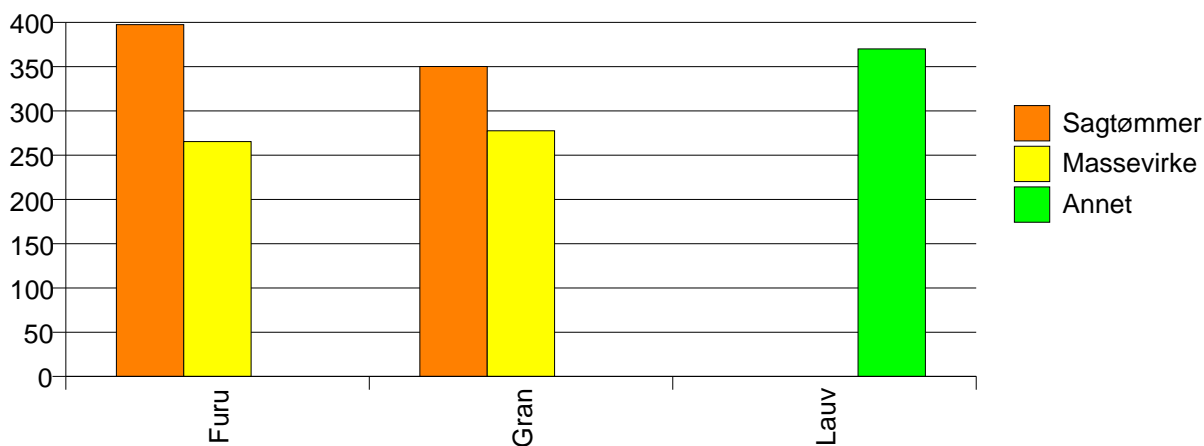
Volum (prosentfordelt)



Gjennomsnittspris 2008 (kr/kbm)

	Sagtømmer	Massevirke	Annet	Vrak	Snitt
Furu	397	265			330
Gran	350	278		0	298
Lauv			370		370
Snitt	380	272	370	0	316

Gjennomsnittspris (kr/kbm)

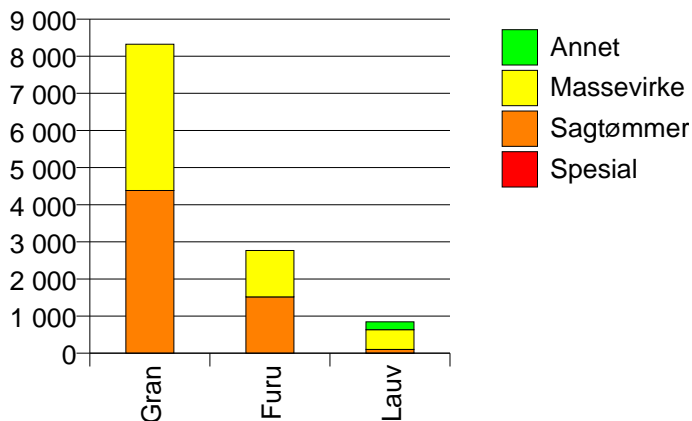


1001 KRISTIANSAND

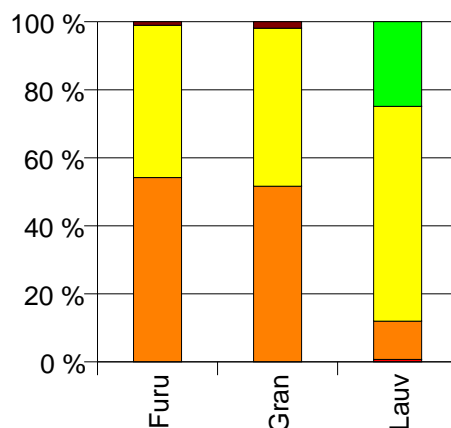
Volum 2008 (kbm)

	Spesial	Sagtømmer	Massevirke	Annet	Vrak	Sum:
Furu	1	1 515	1 252		29	2 797
Gran		4 384	3 939		163	8 486
Lauv	6	95	533	210		844
Sum:	7	5 994	5 724	210	192	12 127

Volum (kbm)



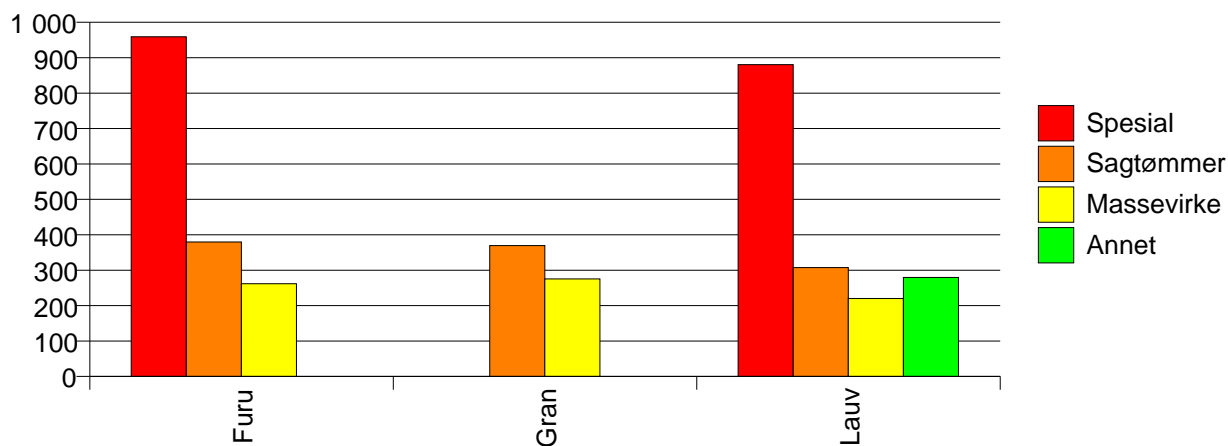
Volum (prosentfordelt)



Gjennomsnittspris 2008 (kr/kbm)

	Spesial	Sagtømmer	Massevirke	Annet	Vrak	Snitt
Furu	959	380	262		0	323
Gran		369	275		0	319
Lauv	880	307	220	280		249
Snitt	892	371	267	280	0	315

Gjennomsnittspris (kr/kbm)

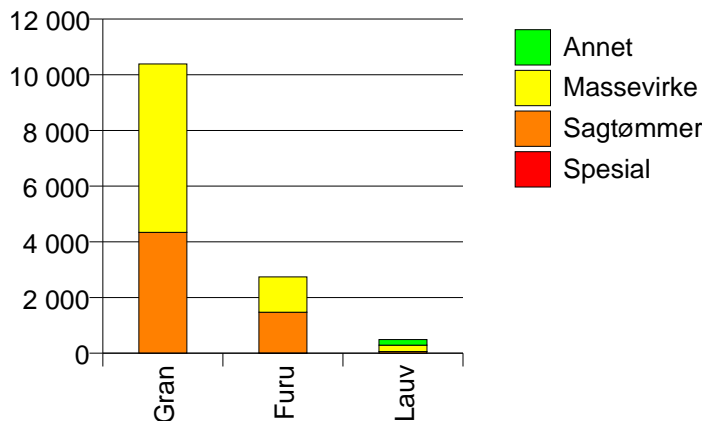


1002 MANDAL

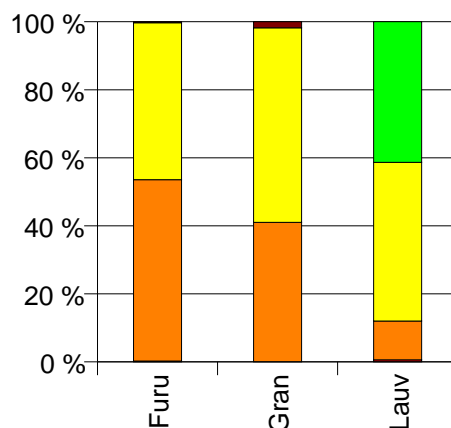
Volum 2008 (kbm)

	Spesial	Sagtømmer	Massevirke	Annet	Vrak	Sum:
Furu	7	1 466	1 268		8	2 749
Gran		4 341	6 048		188	10 577
Lauv	3	56	229	203		491
Sum:	10	5 863	7 545	203	196	13 817

Volum (kbm)



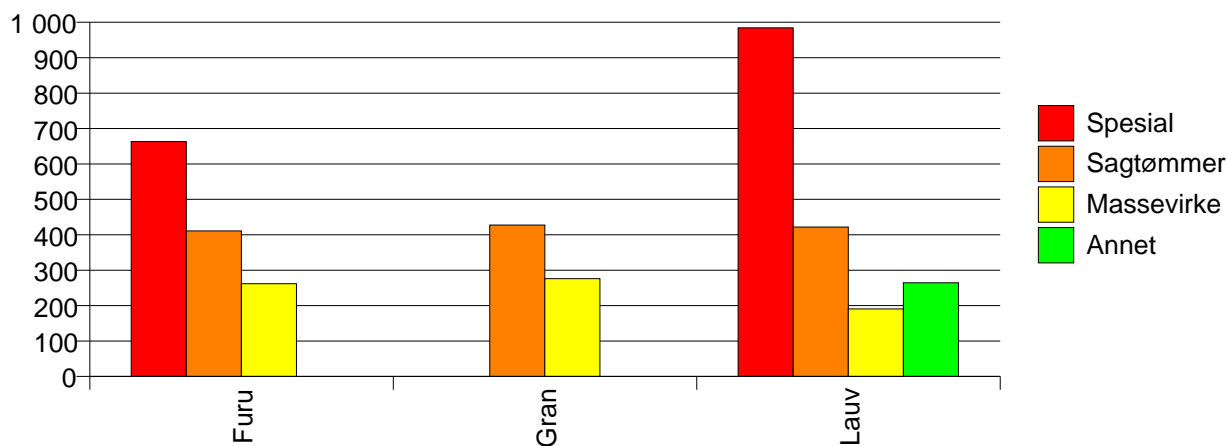
Volum (prosentfordelt)



Gjennomsnittspris 2008 (kr/kbm)

	Spesial	Sagtømmer	Massevirke	Annet	Vrak	Snitt
Furu	663	411	262		0	342
Gran		428	276		0	333
Lauv	984	422	191	264		252
Snitt	760	423	271	264	0	332

Gjennomsnittspris (kr/kbm)

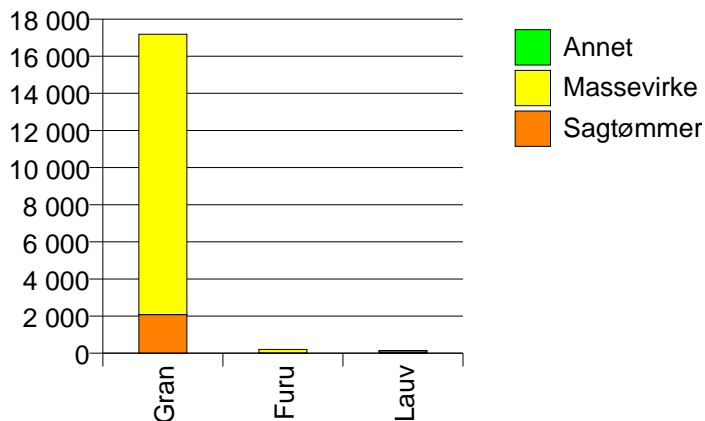


1003 FARSUND

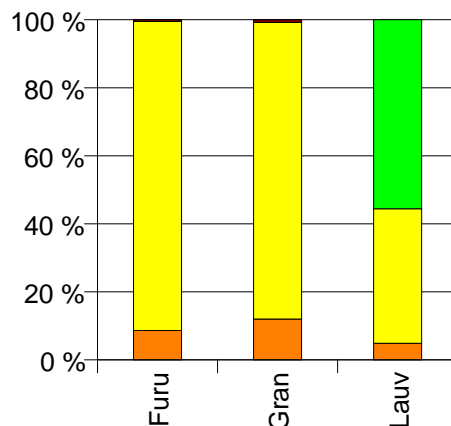
Volum 2008 (kbm)

	Sagtømmer	Massevirke	Annet	Vrak	Sum:
Furu	18	189		1	208
Gran	2 083	15 099		140	17 322
Lauv	7	57	80		144
Sum:	2 108	15 345	80	141	17 674

Volum (kbm)



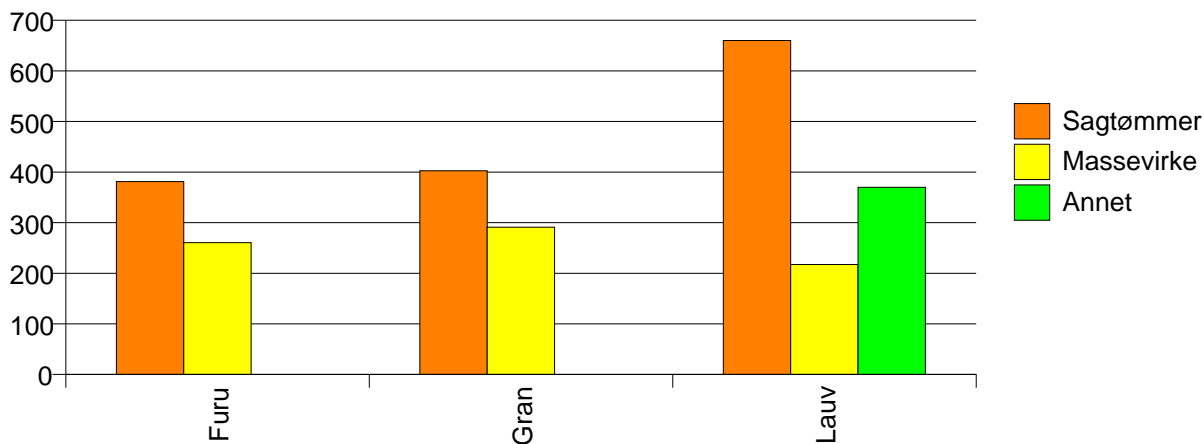
Volum (prosentfordelt)



Gjennomsnittspris 2008 (kr/kbm)

	Sagtømmer	Massevirke	Annet	Vrak	Snitt
Furu	381	261		0	270
Gran	403	291		0	302
Lauv	660	217	370		324
Snitt	403	290	370	0	302

Gjennomsnittspris (kr/kbm)

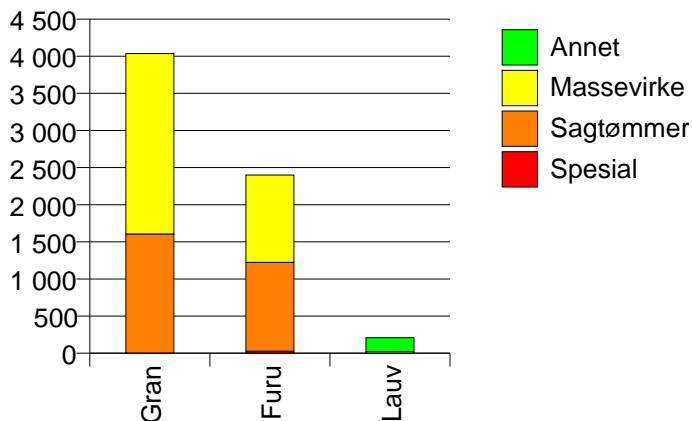


1004 FLEKKEFJORD

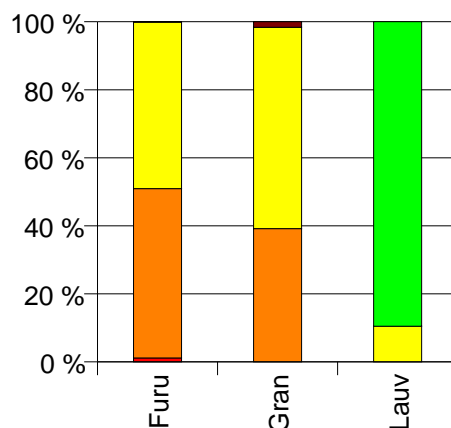
Volum 2008 (kbm)

	Spesial	Sagtømmer	Massevirke	Annet	Vrak	Sum:
Furu	28	1 196	1 176		2	2 402
Gran		1 607	2 428		66	4 101
Lauv			22	188		210
Sum:	28	2 803	3 626	188	68	6 713

Volum (kbm)



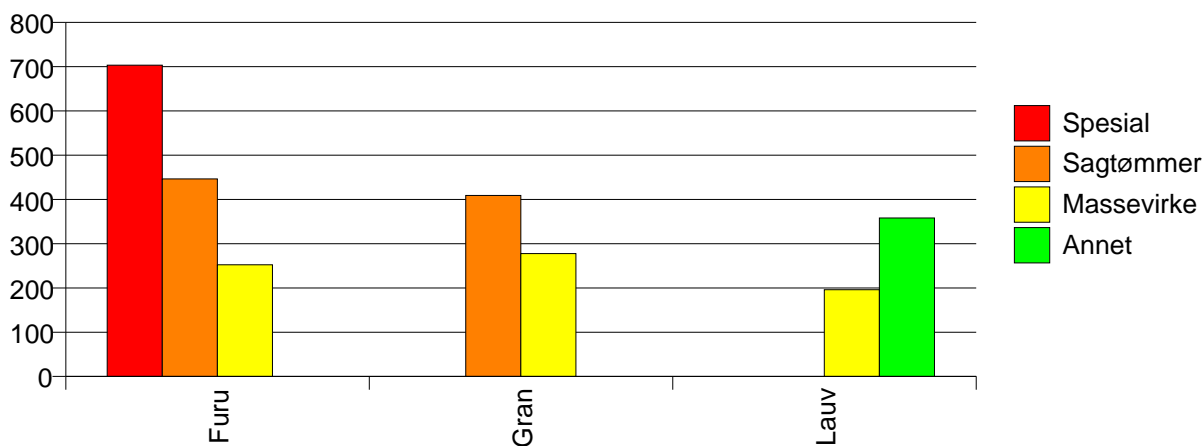
Volum (prosentfordelt)



Gjennomsnittspris 2008 (kr/kbm)

	Spesial	Sagtømmer	Massevirke	Annet	Vrak	Snitt
Furu	703	446	252		0	354
Gran		409	278		0	325
Lauv			196	358		341
Snitt	703	425	269	358	0	336

Gjennomsnittspris (kr/kbm)

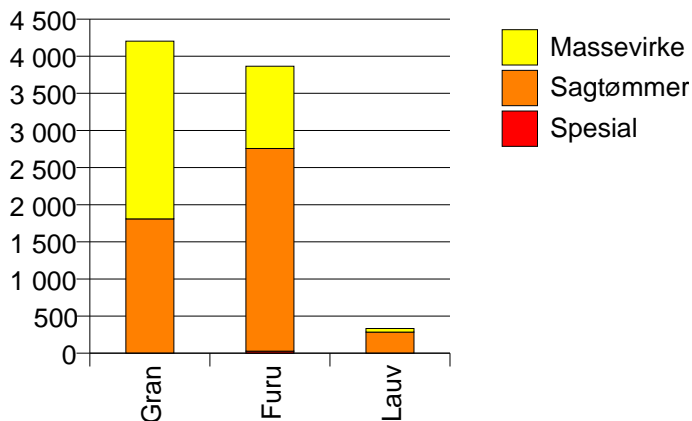


1014 VENNESLA

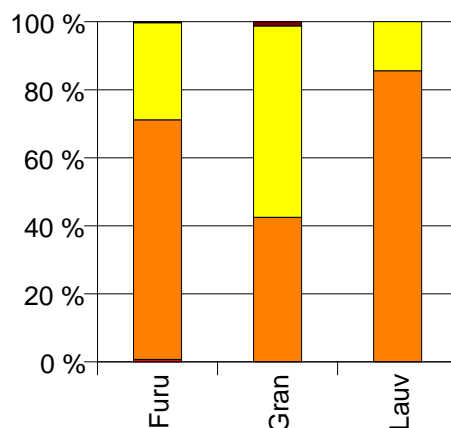
Volum 2008 (kbm)

	Spesial	Sagtømmer	Massevirke	Vrak	Sum:
Furu	28	2 730	1 107	11	3 876
Gran		1 810	2 393	53	4 256
Lauv		285	48		333
Sum:	28	4 825	3 548	64	8 465

Volum (kbm)



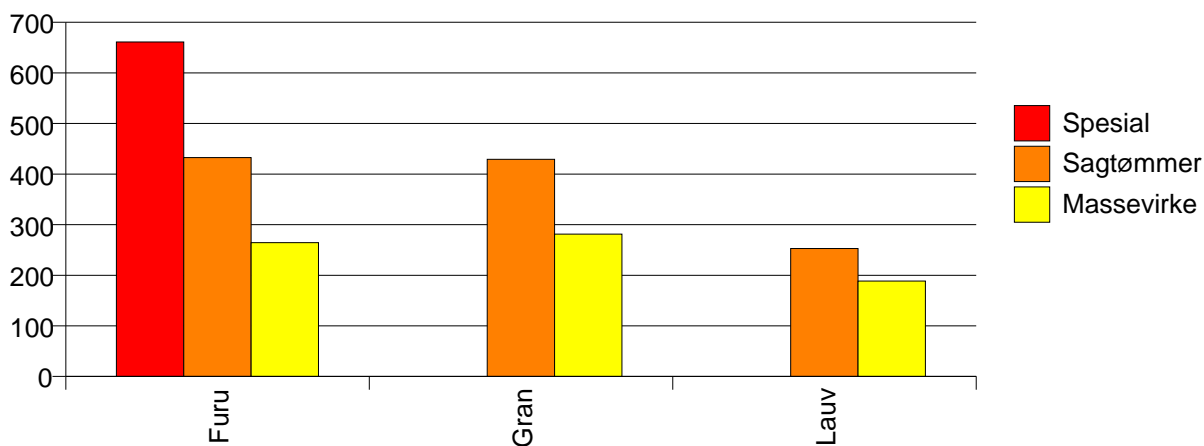
Volum (prosentfordelt)



Gjennomsnittspris 2008 (kr/kbm)

	Spesial	Sagtømmer	Massevirke	Vrak	Snitt
Furu	661	433	264	0	385
Gran		429	281	0	341
Lauv		253	189		244
Snitt	661	421	275	0	357

Gjennomsnittspris (kr/kbm)

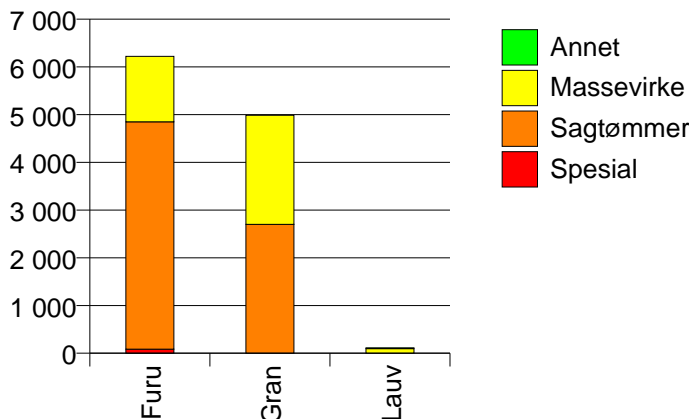


1017 SONGDALEN

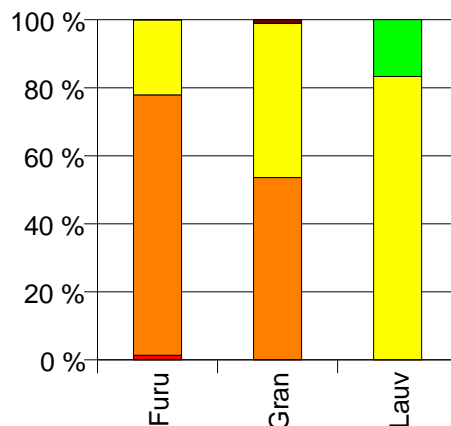
Volum 2008 (kbm)

	Spesial	Sagtømmer	Massevirke	Annet	Vrak	Sum:
Furu	84	4 764	1 371		2	6 221
Gran		2 701	2 284		52	5 037
Lauv			95	19		114
Sum:	84	7 465	3 750	19	54	11 372

Volum (kbm)



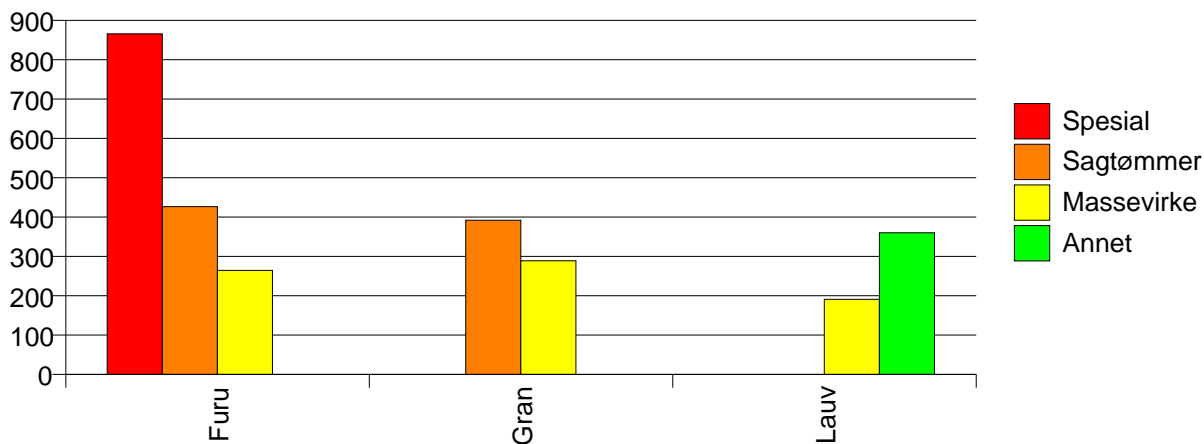
Volum (prosentfordelt)



Gjennomsnittspris 2008 (kr/kbm)

	Spesial	Sagtømmer	Massevirke	Annet	Vrak	Snitt
Furu	866	426	264		0	397
Gran		392	289		0	341
Lauv			191	360		219
Snitt	866	414	277	360	0	370

Gjennomsnittspris (kr/kbm)

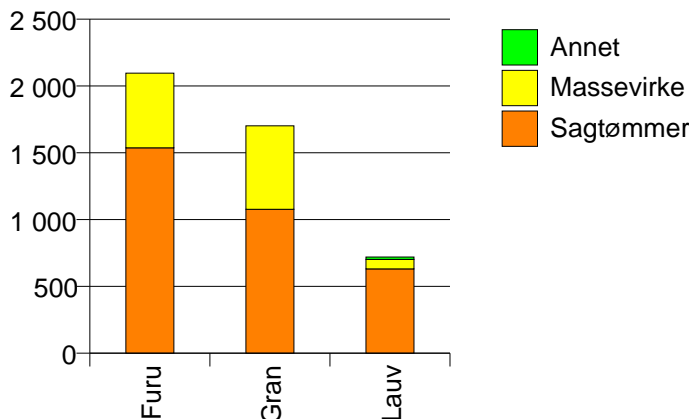


1018 SØGNE

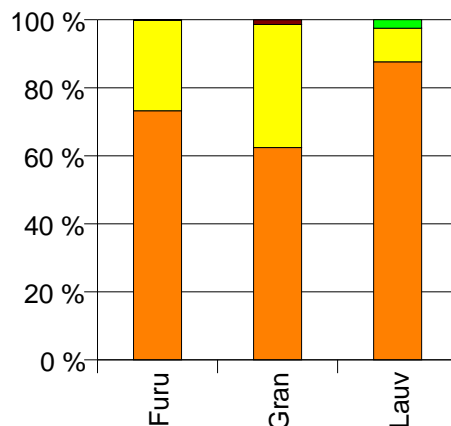
Volum 2008 (kbm)

	Sagtømmer	Massevirke	Annet	Vrak	Sum:
Furu	1 537	558		3	2 098
Gran	1 077	624		24	1 725
Lauv	631	71	18		720
Sum:	3 245	1 253	18	27	4 543

Volum (kbm)



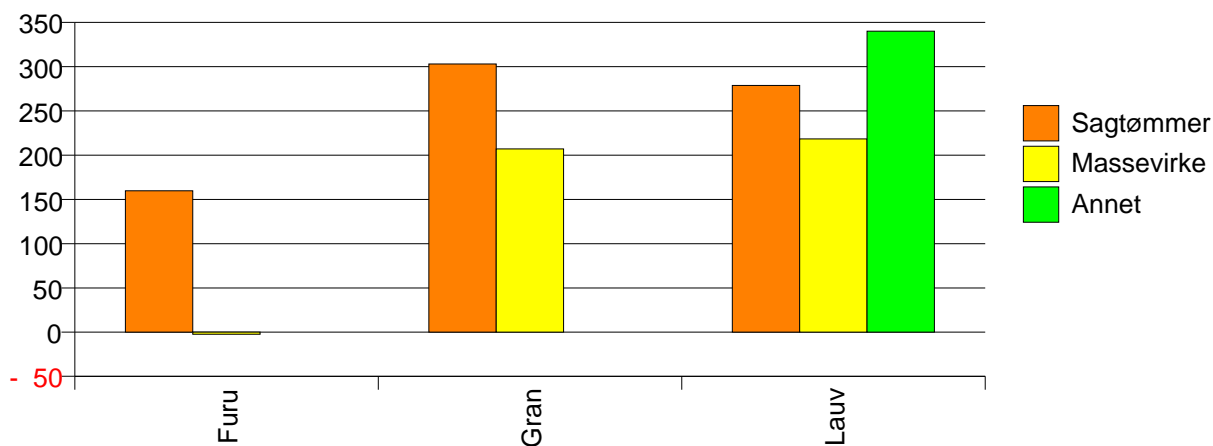
Volum (prosentfordelt)



Gjennomsnittspris 2008 (kr/kbm)

	Sagtømmer	Massevirke	Annet	Vrak	Snitt
Furu	160	-3		0	116
Gran	303	207		0	264
Lauv	279	218	340		274
Snitt	230	114	340	0	197

Gjennomsnittspris (kr/kbm)

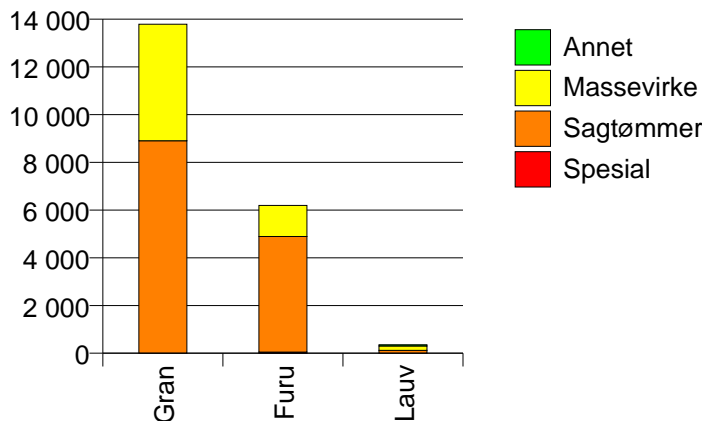


1021 MARNARDAL

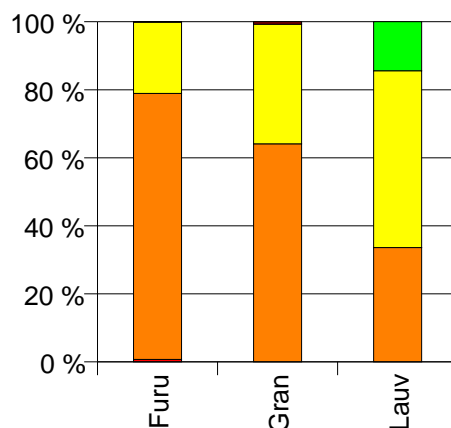
Volum 2008 (kbm)

	Spesial	Sagtømmer	Massevirke	Annet	Vrak	Sum:
Furu	45	4 847	1 299		7	6 198
Gran		8 903	4 882		102	13 887
Lauv	0	119	184	51		354
Sum:	45	13 869	6 365	51	109	20 439

Volum (kbm)



Volum (prosentfordelt)



Gjennomsnittspris 2008 (kr/kbm)

	Spesial	Sagtømmer	Massevirke	Annet	Vrak	Snitt
Furu	774	434	265		0	401
Gran		422	286		0	371
Lauv	#DIV/0	392	189	350		282
Snitt	786	426	279	350	0	379

Gjennomsnittspris (kr/kbm)

