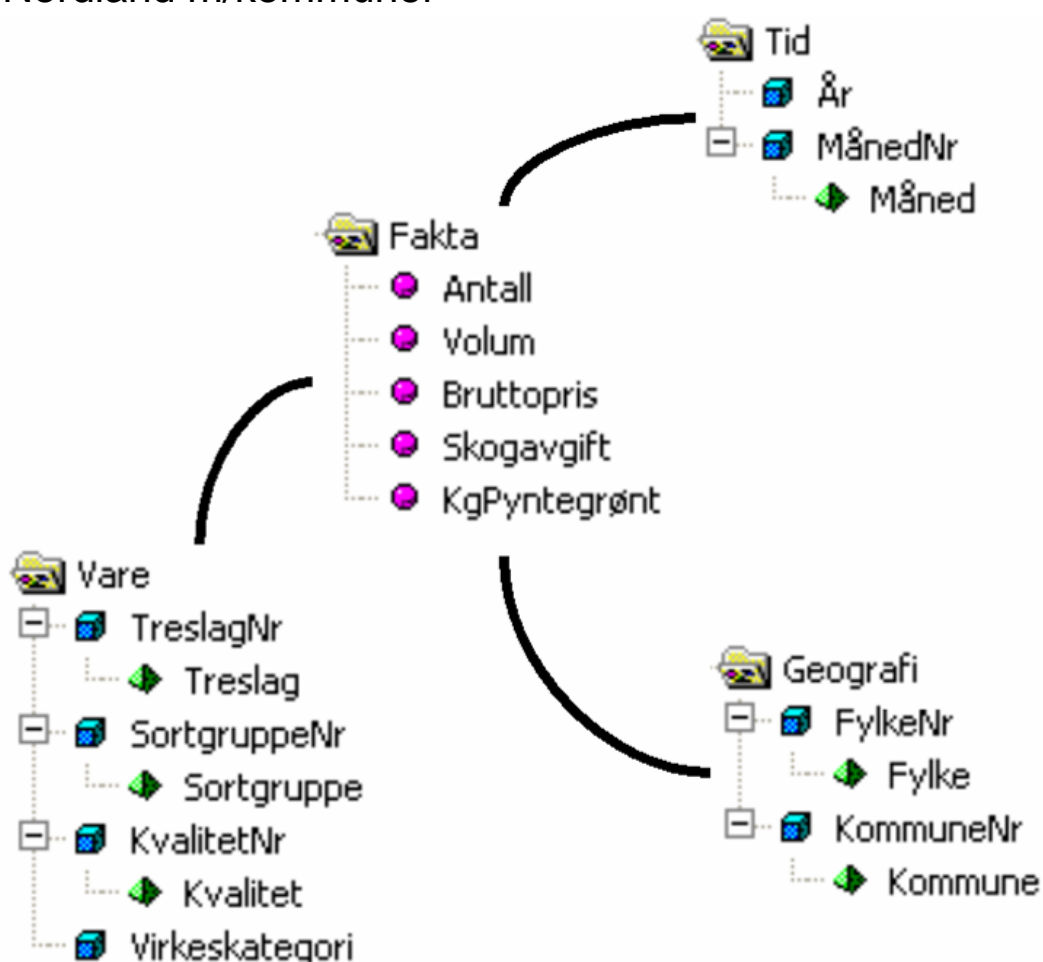


Virkestatistikk fra SKOG-DATA AS

Nordland m/kommuner



Dataene i rapporten er hentet fra databasen som inneholder virkesdata med tilhørende innbetalinger av skogavgift. Rapporten er laget med Business Objects, som er sluttbrukerverktøyet i Skog-Data sine nye datavarehus-løsninger. Business Objects er ett meget sterkt rapportverktøy som kan presentere store mengder data effektivt.

Rapportene kan lastes ned fra www.skogdata.no/statistikk

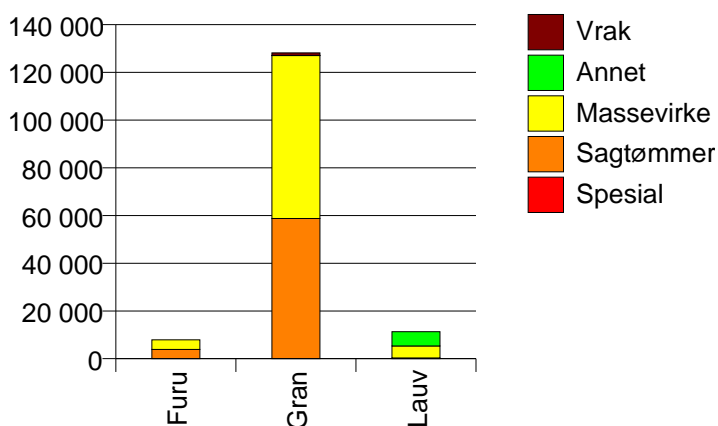
For mer informasjon, kontakt: tabh@skogdata.no

Nordland

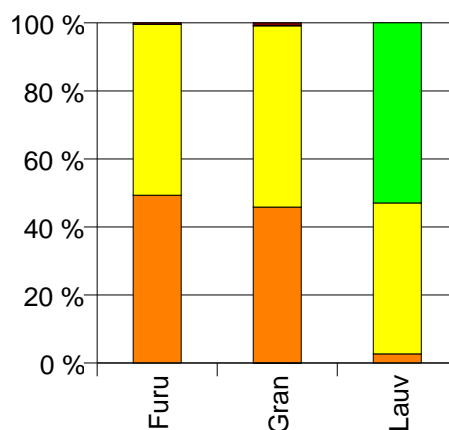
Volum 2008

	Spesial	Sagtømmer	Massevirke	Annet	Vrak	Sum:
Furu		3 904	3 976		33	7 913
Gran	56	58 708	68 269	56	1 042	128 131
Lauv		302	5 008	5 977		11 287
Sum:	56	62 914	77 253	6 033	1 075	147 331

Volum (kbm)



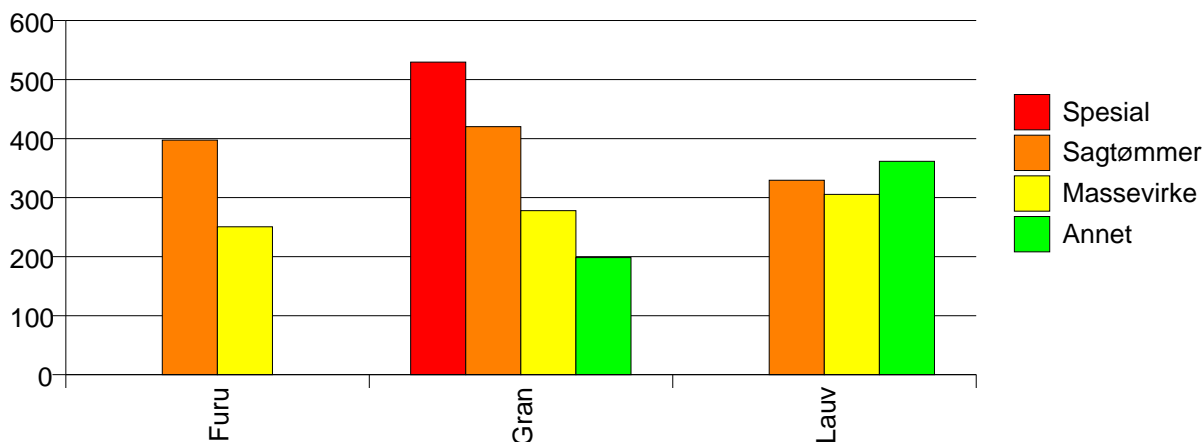
Volum (prosentfordelt)



Gjennomsnittspris 2008 (kr/kbm)

	Spesial	Sagtømmer	Massevirke	Annet	Vrak	Snitt:
Furu		398	251		0	322
Gran	530	420	278	198	0	341
Lauv		330	306	362		336
Snitt:	530	418	278	360	0	340

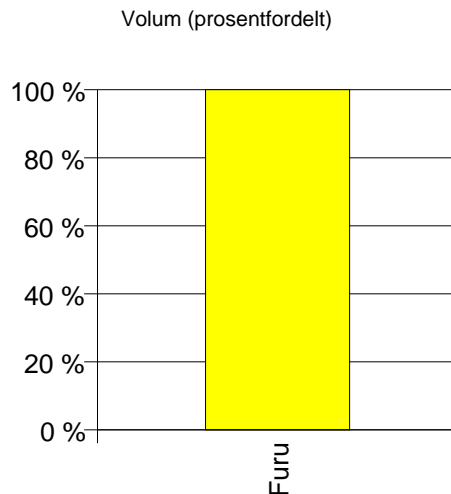
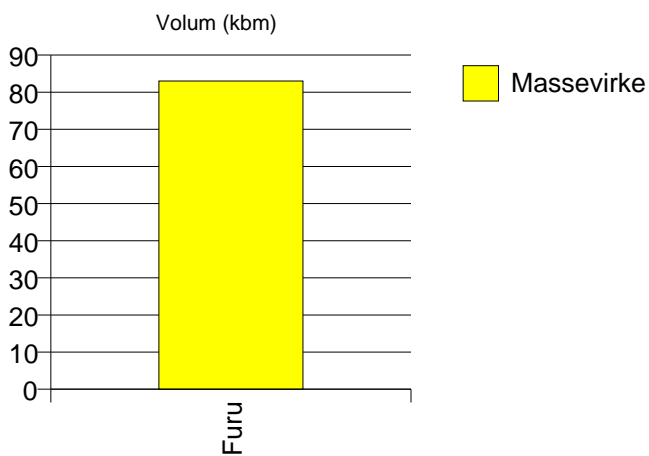
Gjennomsnittspris (kr/kbm)



1805 NARVIK

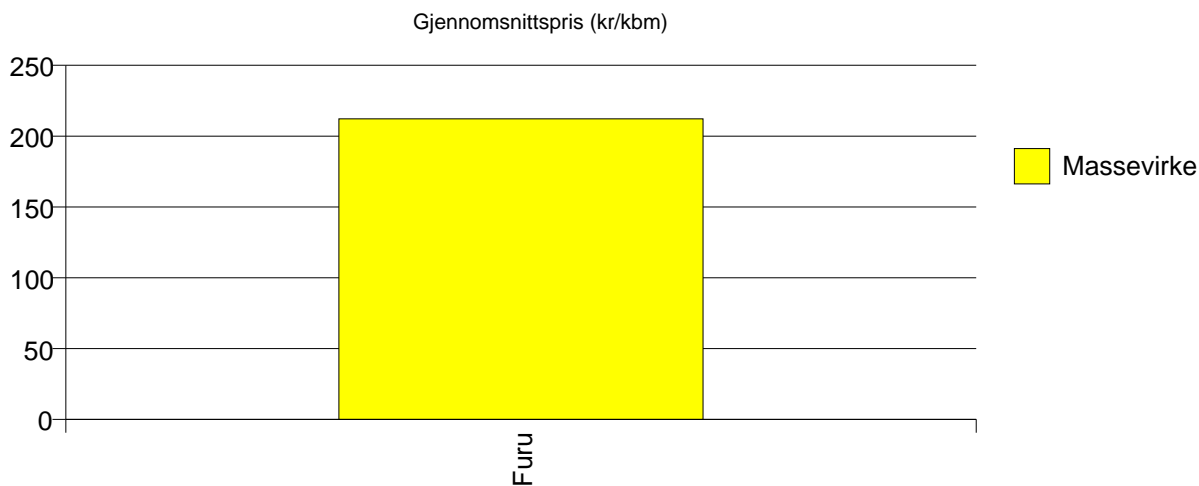
Volum 2008 (kbm)

	Massevirke	Sum:
Furu	83	83
Sum:	83	83



Gjennomsnittspris 2008 (kr/kbm)

Furu	212	212
Snitt	212	212

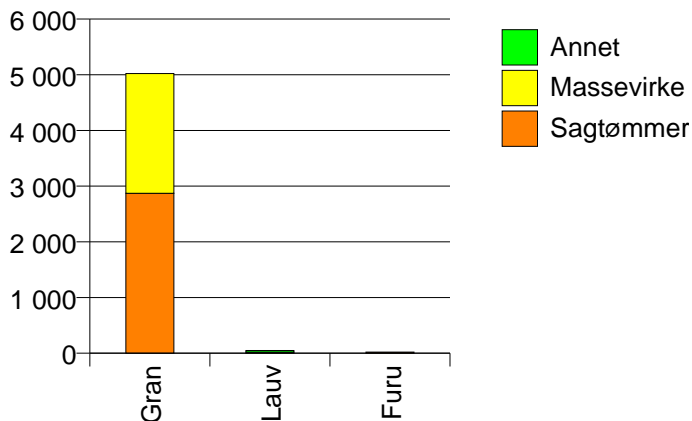


1811 BINDAL

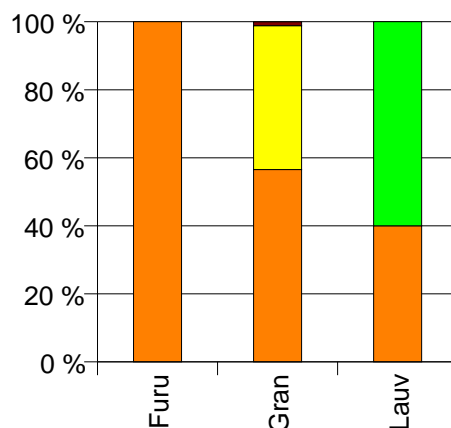
Volum 2008 (kbm)

	Sagtømmer	Massevirke	Annet	Vrak	Sum:
Furu	20				20
Gran	2 872	2 149		58	5 079
Lauv	20		30		50
Sum:	2 912	2 149	30	58	5 149

Volum (kbm)



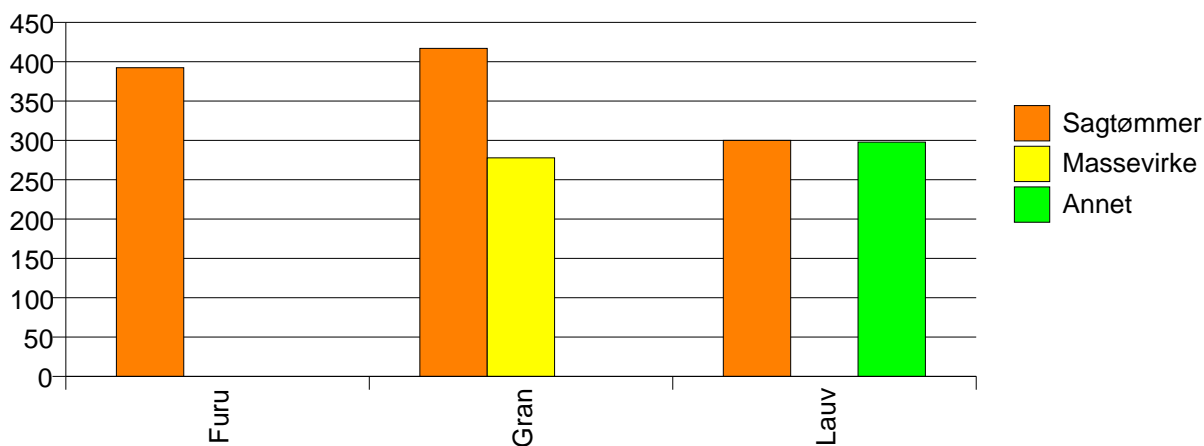
Volum (prosentfordelt)



Gjennomsnittspris 2008 (kr/kbm)

	Sagtømmer	Massevirke	Annet	Vrak	Snitt
Furu	392				392
Gran	417	278		0	353
Lauv	300		298		299
Snitt	416	278	298	0	353

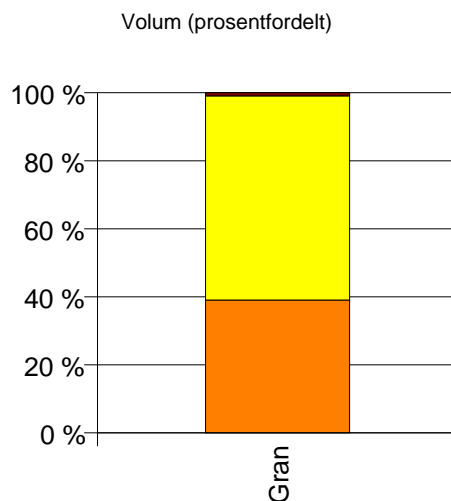
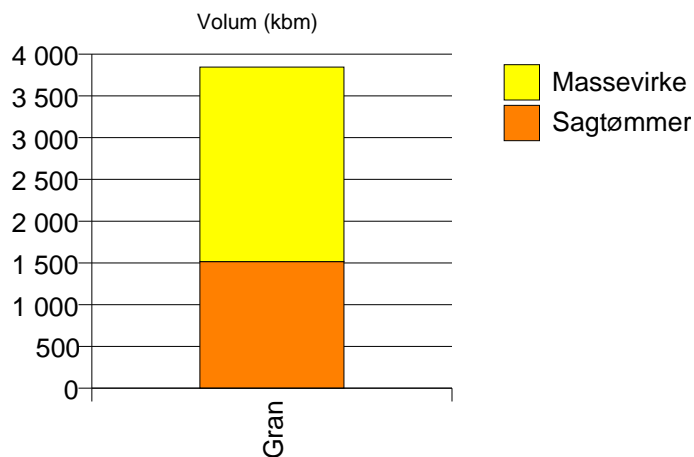
Gjennomsnittspris (kr/kbm)



1813 BRØNNØY

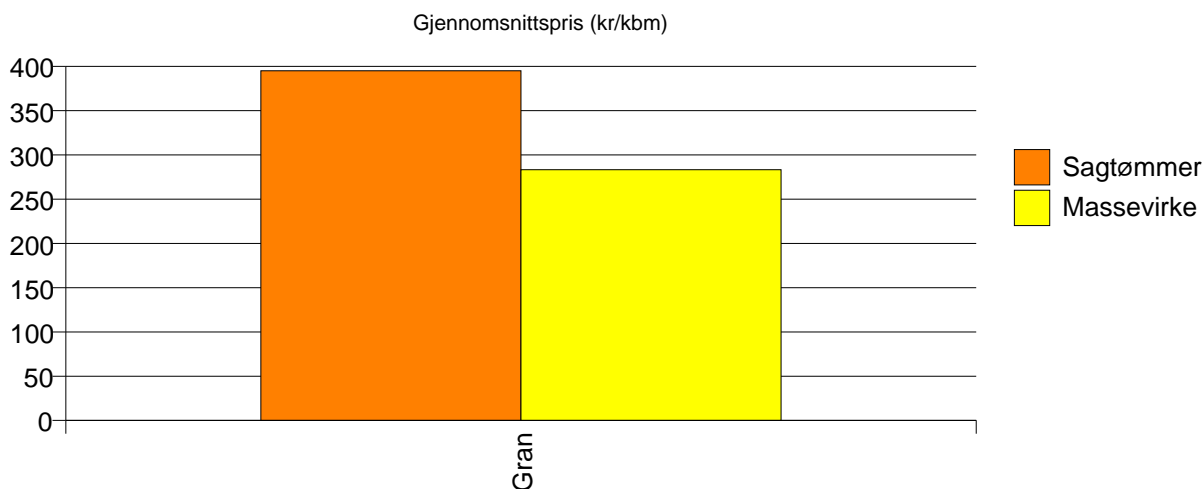
Volum 2008 (kbm)

	Sagtømmer	Massevirke	Vrak	Sum:
Gran	1 515	2 329	36	3 880
Sum:	1 515	2 329	36	3 880



Gjennomsnittspris 2008 (kr/kbm)

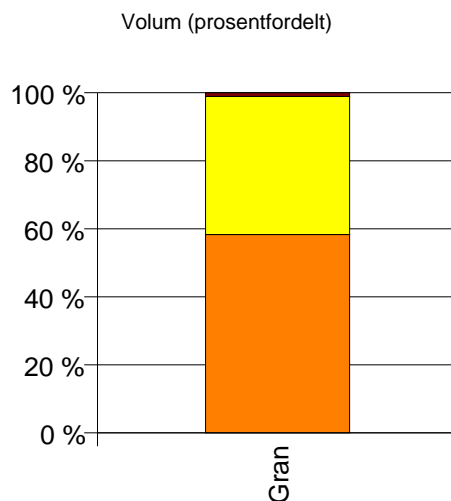
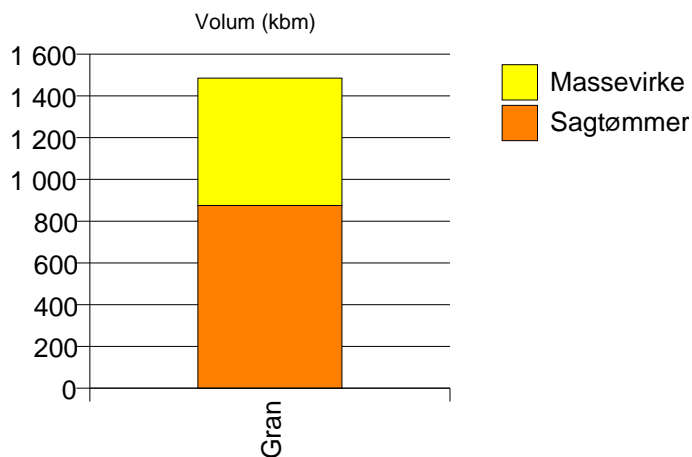
Gran	395	283	0	324
Snitt	395	283	0	324



1822 LEIRFJORD

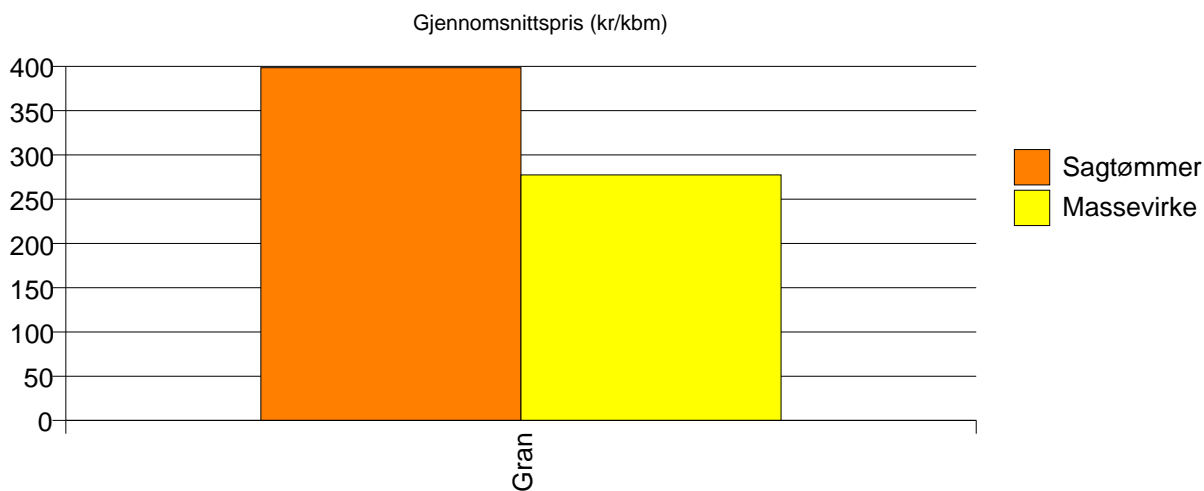
Volum 2008 (kbm)

	Sagtømmer	Massevirke	Vrak	Sum:
Gran	875	610	16	1 501
Sum:	875	610	16	1 501



Gjennomsnittspris 2008 (kr/kbm)

Gran	398	277	0	345
Snitt	398	277	0	345

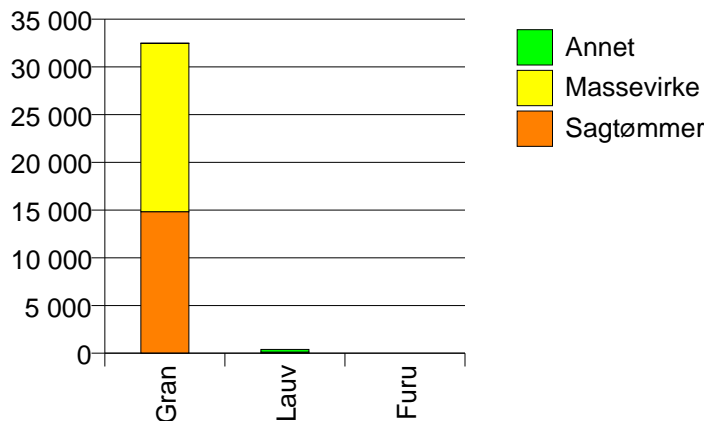


1824 VEFSN

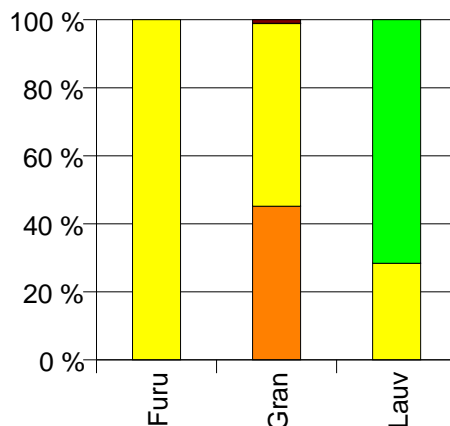
Volum 2008 (kbm)

	Sagtømmer	Massevirke	Annet	Vrak	Sum:
Furu		2			2
Gran	14 824	17 626	26	345	32 821
Lauv		113	285		398
Sum:	14 824	17 741	311	345	33 221

Volum (kbm)



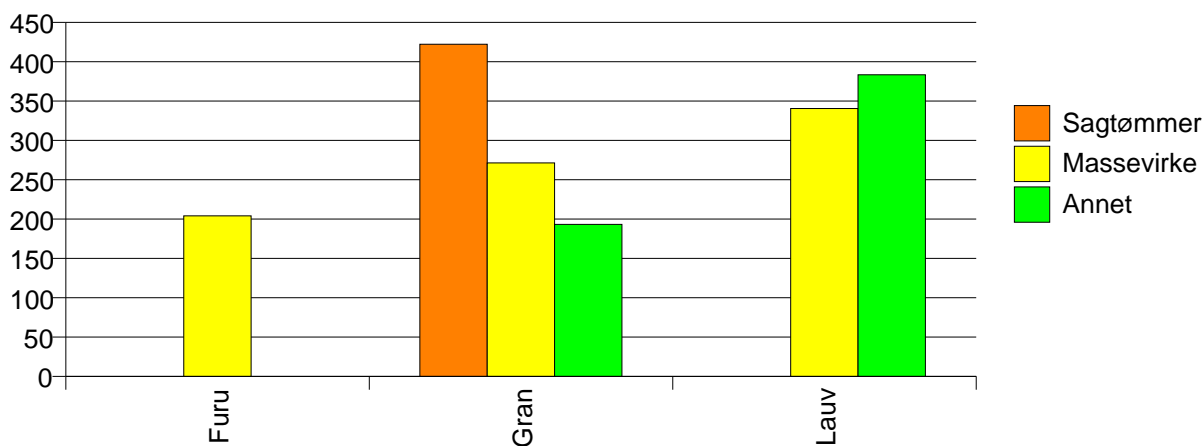
Volum (prosentfordelt)



Gjennomsnittspris 2008 (kr/kbm)

	Sagtømmer	Massevirke	Annet	Vrak	Snitt
Furu		204			204
Gran	422	271	193	0	337
Lauv		341	383		371
Snitt	422	272	368	0	337

Gjennomsnittspris (kr/kbm)

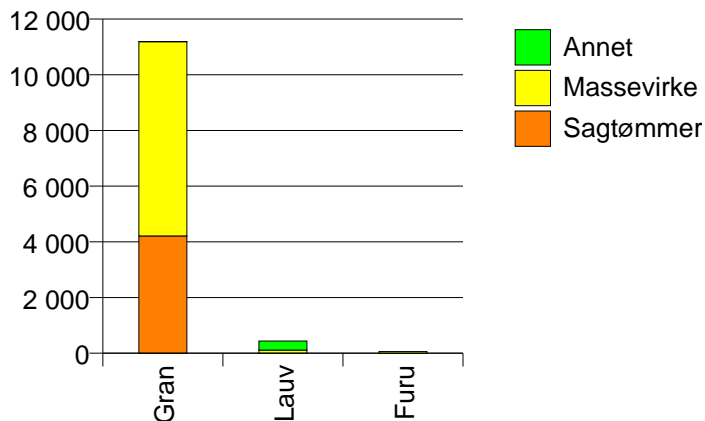


1825 GRANE

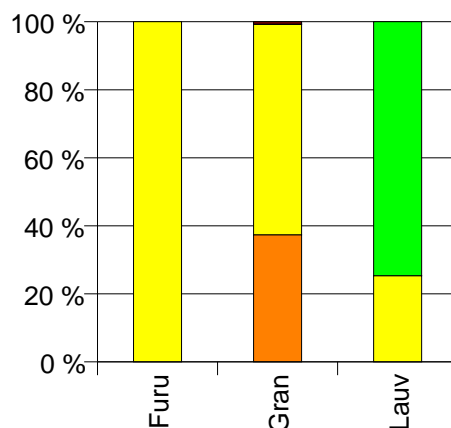
Volum 2008 (kbm)

	Sagtømmer	Massevirke	Annet	Vrak	Sum:
Furu		60			60
Gran	4 213	6 977	2	78	11 270
Lauv		111	327		438
Sum:	4 213	7 148	329	78	11 768

Volum (kbm)



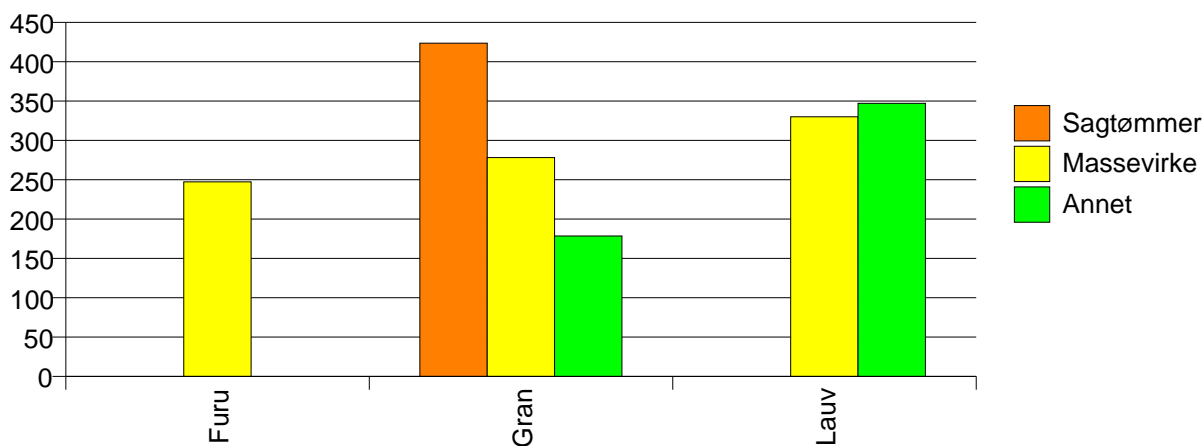
Volum (prosentfordelt)



Gjennomsnittspris 2008 (kr/kbm)

	Sagtømmer	Massevirke	Annet	Vrak	Snitt
Furu		247			247
Gran	424	278	179	0	331
Lauv		330	347		343
Snitt	424	279	346	0	331

Gjennomsnittspris (kr/kbm)

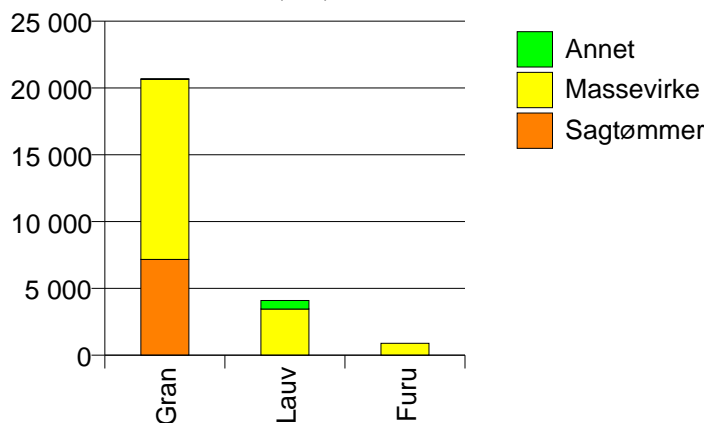


1826 HATTFJELLDAL

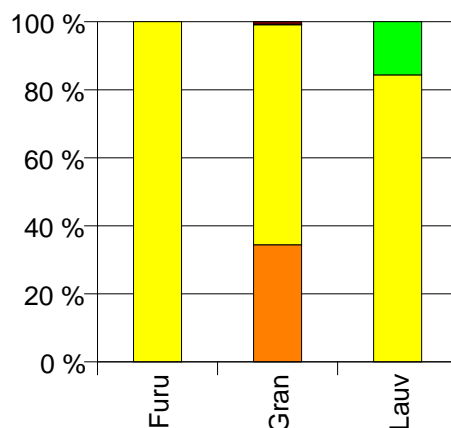
Volum 2008 (kbm)

	Sagtømmer	Massevirke	Annet	Vrak	Sum:
Furu		893			893
Gran	7 171	13 478	28	154	20 831
Lauv		3 458	641		4 099
Sum:	7 171	17 829	669	154	25 823

Volum (kbm)



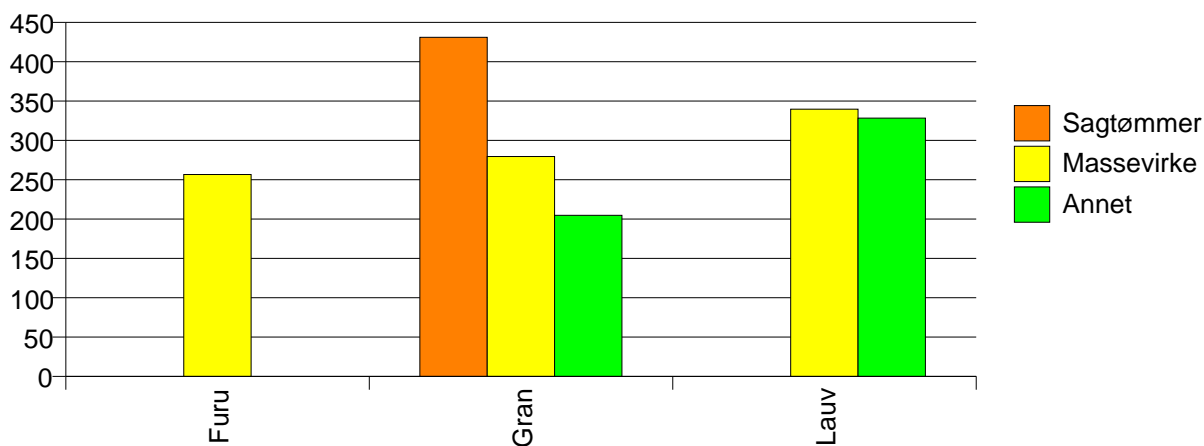
Volum (prosentfordelt)



Gjennomsnittspris 2008 (kr/kbm)

	Sagtømmer	Massevirke	Annet	Vrak	Snitt
Furu		257			257
Gran	431	279	205	0	329
Lauv		340	328		338
Snitt	431	290	323	0	328

Gjennomsnittspris (kr/kbm)

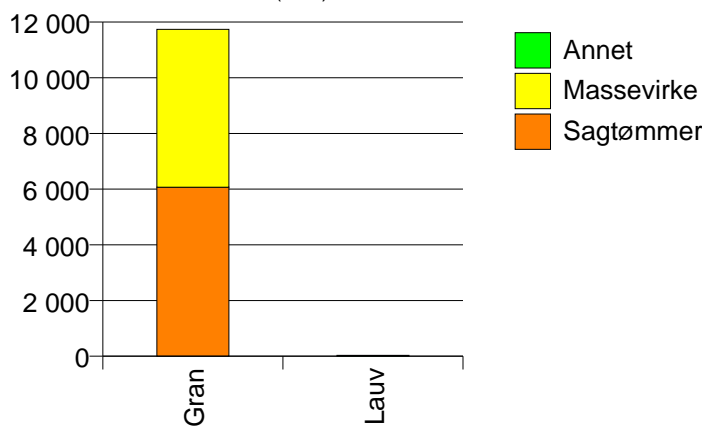


1832 HEMNES

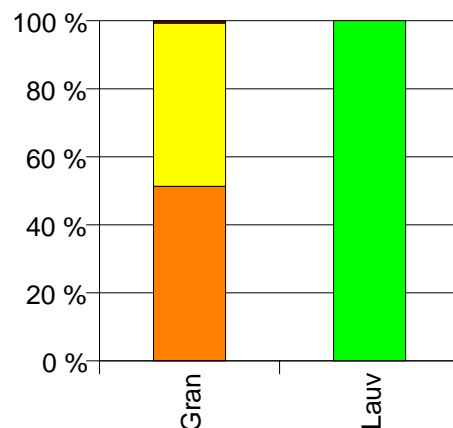
Volum 2008 (kbm)

	Sagtømmer	Massevirke	Annet	Vrak	Sum:
Gran	6 069	5 670		80	11 819
Lauv			30		30
Sum:	6 069	5 670	30	80	11 849

Volum (kbm)



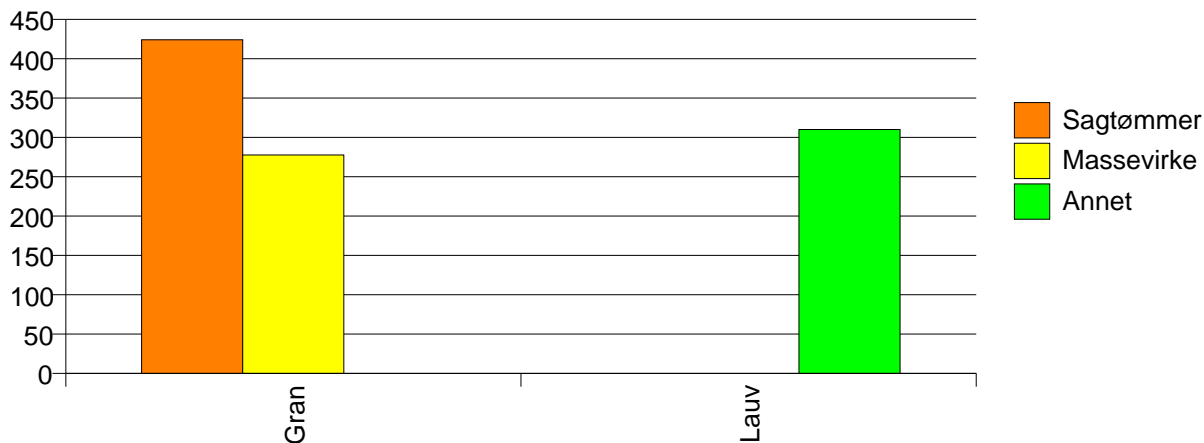
Volum (prosentfordelt)



Gjennomsnittspris 2008 (kr/kbm)

	Sagtømmer	Massevirke	Annet	Vrak	Snitt
Gran	424	278		0	351
Lauv			310		310
Snitt	424	278	310	0	351

Gjennomsnittspris (kr/kbm)

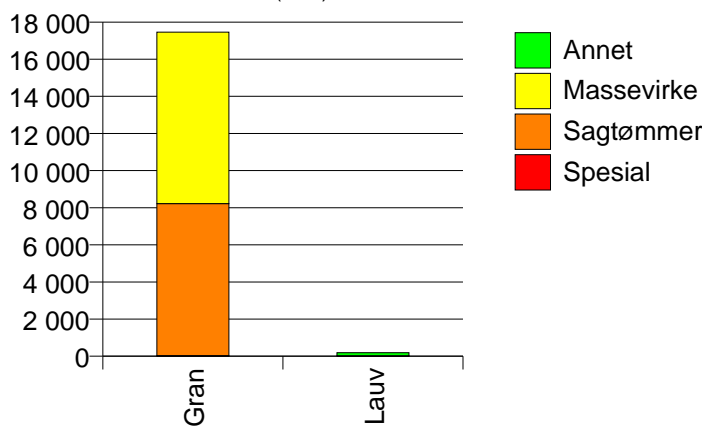


1833 RANA

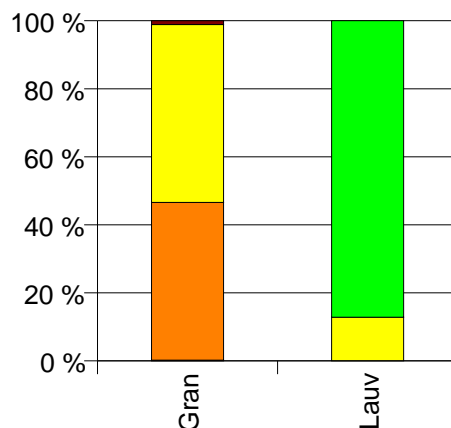
Volum 2008 (kbm)

	Spesial	Sagtømmer	Massevirke	Annet	Vrak	Sum:
Gran	35	8 187	9 234		199	17 655
Lauv			24	163		187
Sum:	35	8 187	9 258	163	199	17 842

Volum (kbm)



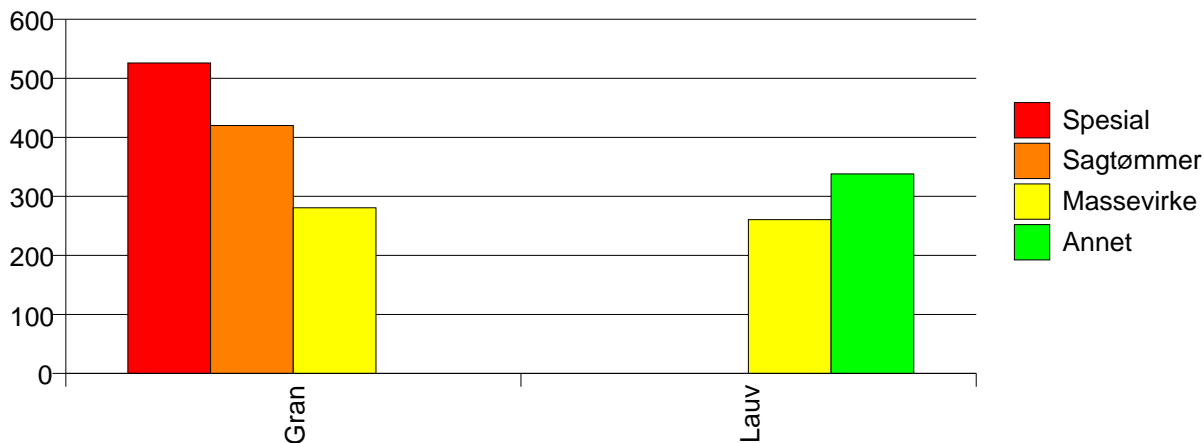
Volum (prosentfordelt)



Gjennomsnittspris 2008 (kr/kbm)

	Spesial	Sagtømmer	Massevirke	Annet	Vrak	Snitt
Gran	526	420	281		0	343
Lauv			261	338		328
Snitt	526	420	281	338	0	343

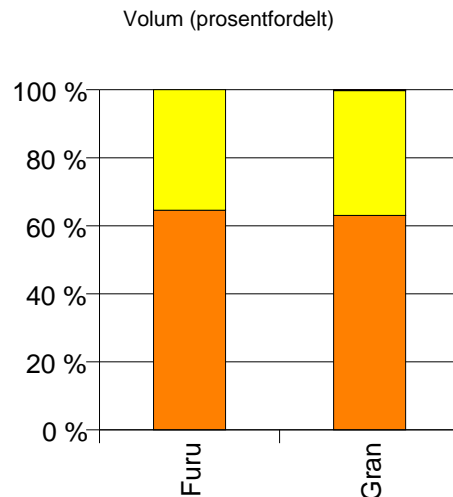
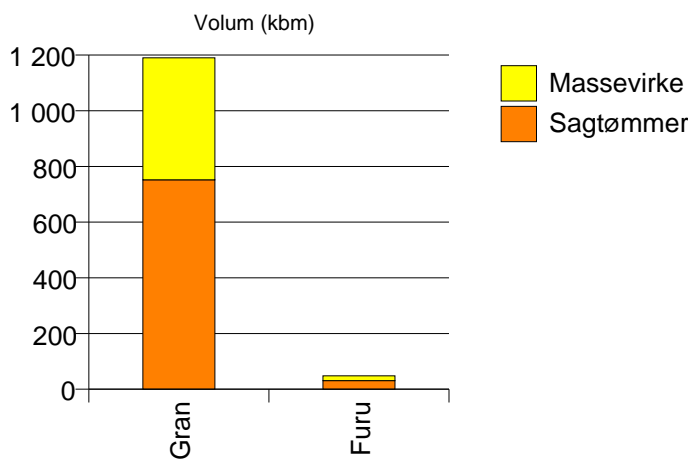
Gjennomsnittspris (kr/kbm)



1839 BEIARN

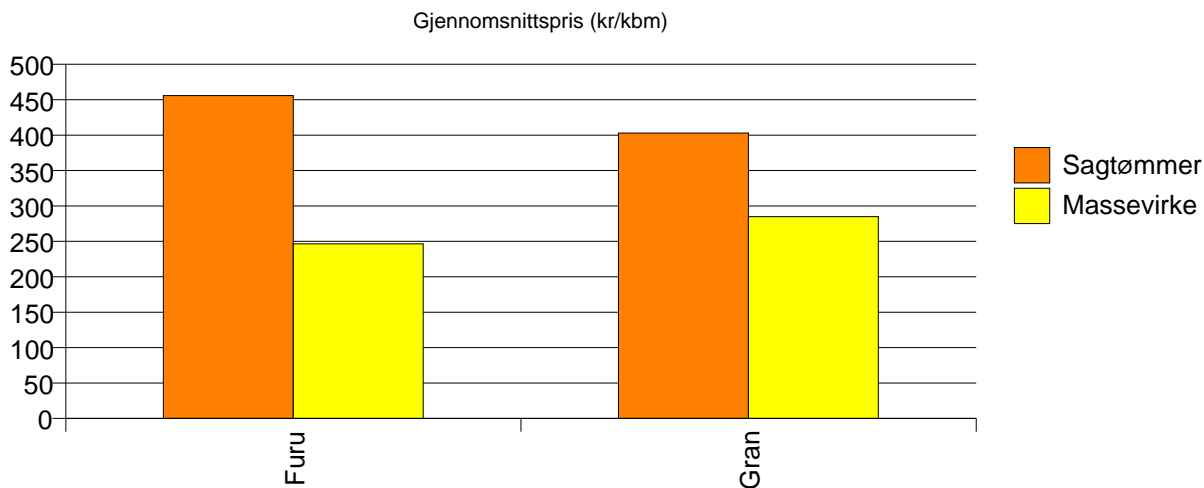
Volum 2008 (kbm)

	Sagtømmer	Massevirke	Vrak	Sum:
Furu	31	17		48
Gran	752	438	3	1 193
Sum:	783	455	3	1 241



Gjennomsnittspris 2008 (kr/kbm)

	Sagtømmer	Massevirke	Vrak	Snitt
Furu	456	246		382
Gran	403	285	0	359
Snitt	405	283	0	360

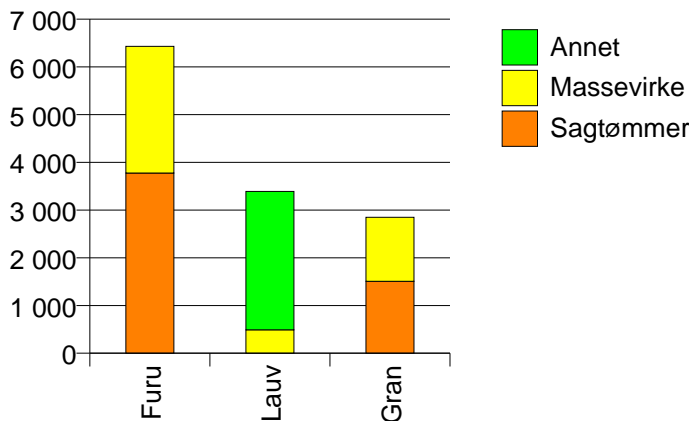


1840 SALTDAL

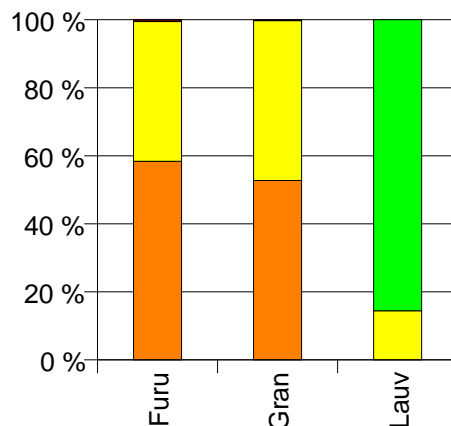
Volum 2008 (kbm)

	Sagtømmer	Massevirke	Annet	Vrak	Sum:
Furu	3 774	2 656		33	6 463
Gran	1 506	1 342		7	2 855
Lauv		489	2 900		3 389
Sum:	5 280	4 487	2 900	40	12 707

Volum (kbm)



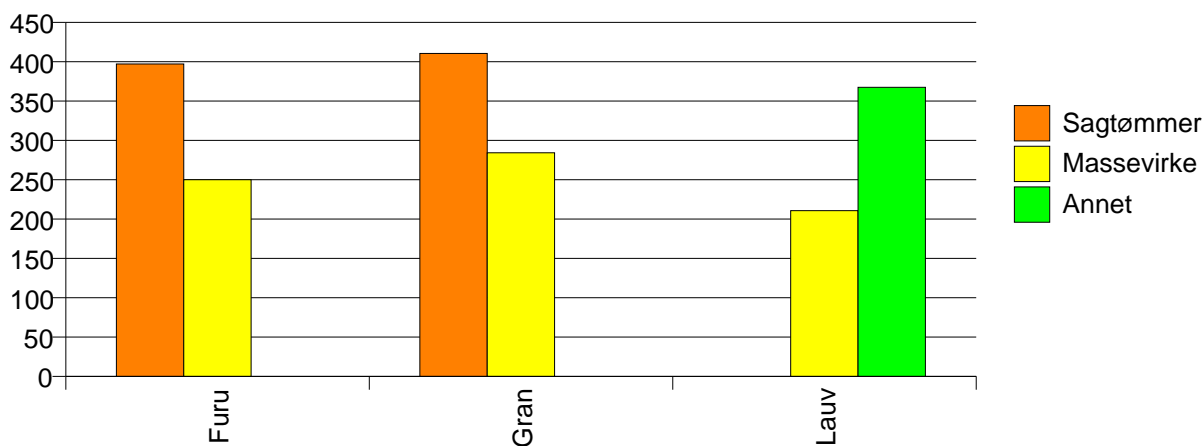
Volum (prosentfordelt)



Gjennomsnittspris 2008 (kr/kbm)

	Sagtømmer	Massevirke	Annet	Vrak	Snitt
Furu	397	250		0	335
Gran	410	284		0	350
Lauv		211	367		345
Snitt	401	256	367	0	341

Gjennomsnittspris (kr/kbm)

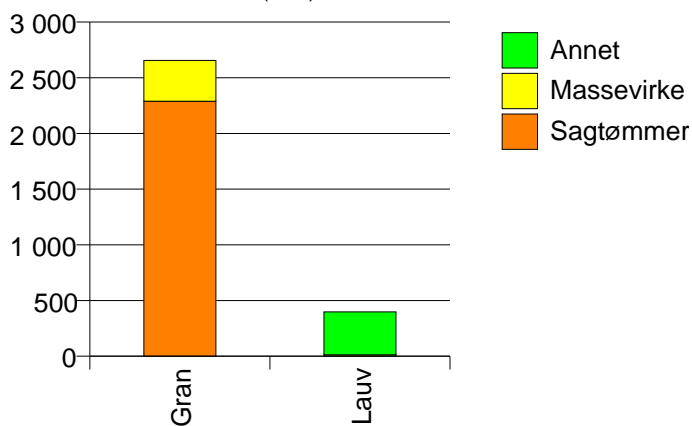


1841 FAUSKE

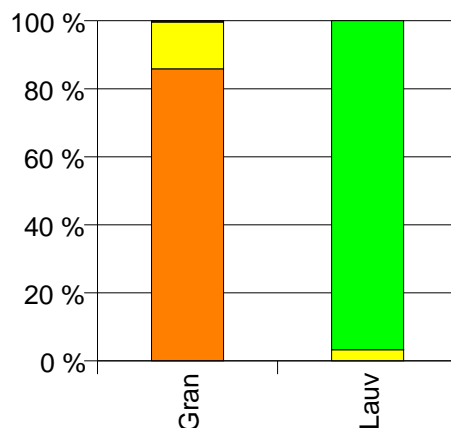
Volum 2008 (kbm)

	Sagtømmer	Massevirke	Annet	Vrak	Sum:
Gran	2 289	367		10	2 666
Lauv		13	385		398
Sum:	2 289	380	385	10	3 064

Volum (kbm)



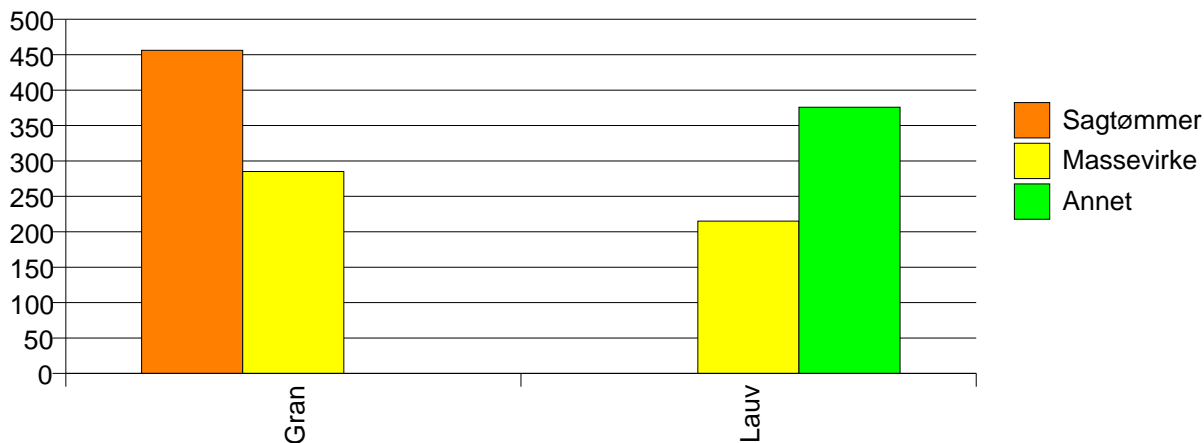
Volum (prosentfordelt)



Gjennomsnittspris 2008 (kr/kbm)

	Sagtømmer	Massevirke	Annet	Vrak	Snitt
Gran	456	285		0	431
Lauv		215	376		371
Snitt	456	283	376	0	423

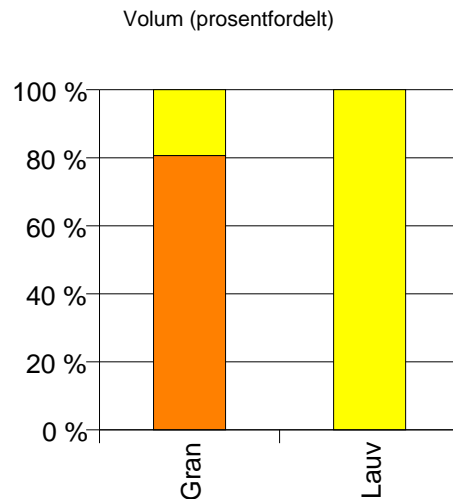
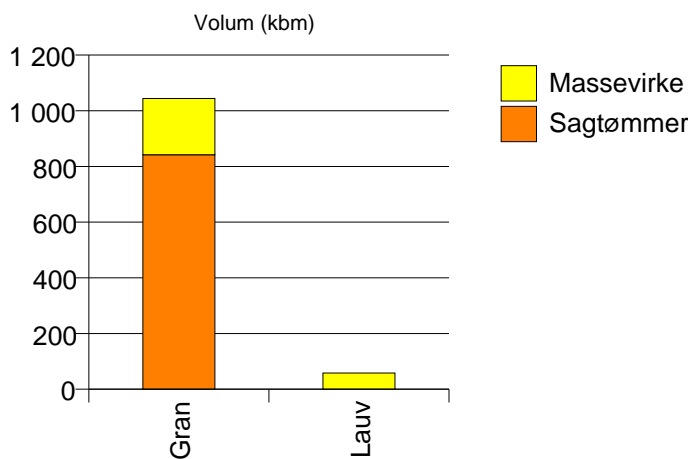
Gjennomsnittspris (kr/kbm)



1845 SØRFOLD

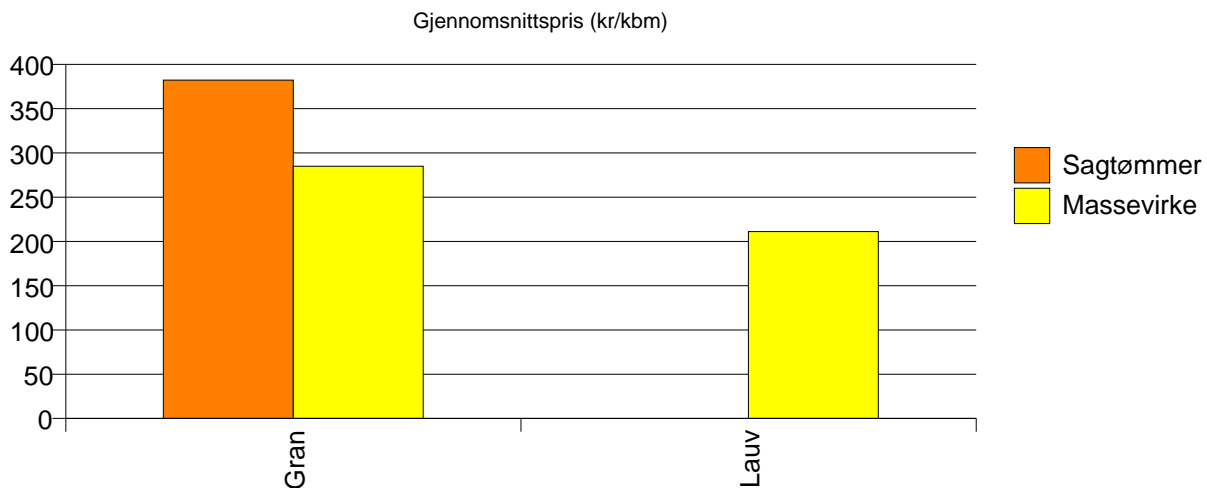
Volum 2008 (kbm)

	Sagtømmer	Massevirke	Sum:
Gran	842	202	1 044
Lauv		58	58
Sum:	842	260	1 102



Gjennomsnittspris 2008 (kr/kbm)

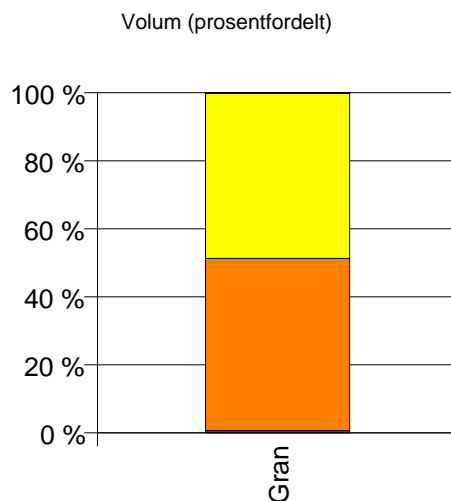
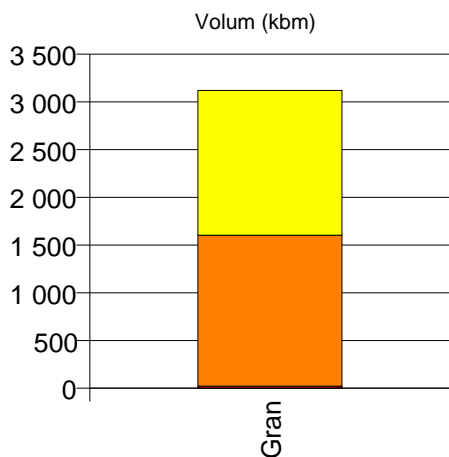
	Sagtømmer	Massevirke	Snitt
Gran	382	285	363
Lauv		211	211
Snitt	382	268	355



1848 STEIGEN

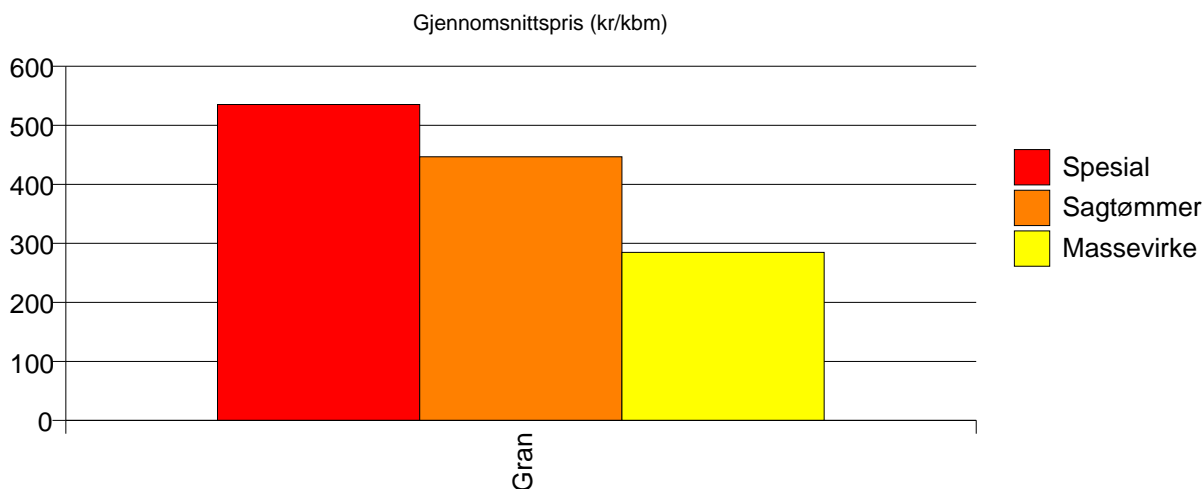
Volum 2008 (kbm)

	Spesial	Sagtømmer	Massevirke	Vrak	Sum:
Gran	21	1 581	1 518	4	3 124
Sum:	21	1 581	1 518	4	3 124



Gjennomsnittspris 2008 (kr/kbm)

Gran	535	447	285	0	368
Snitt	535	447	285	0	368

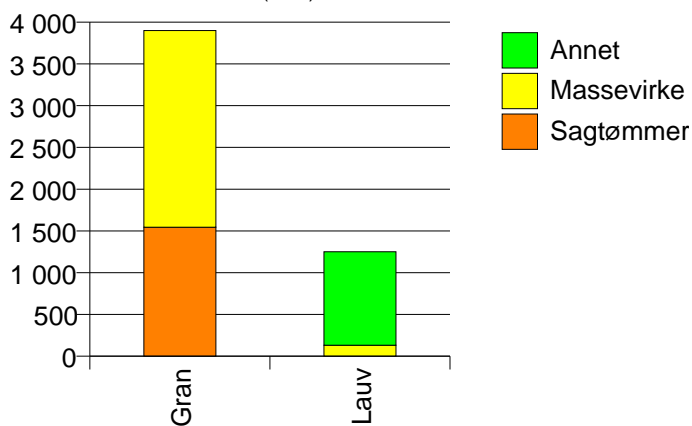


1804 BODØ

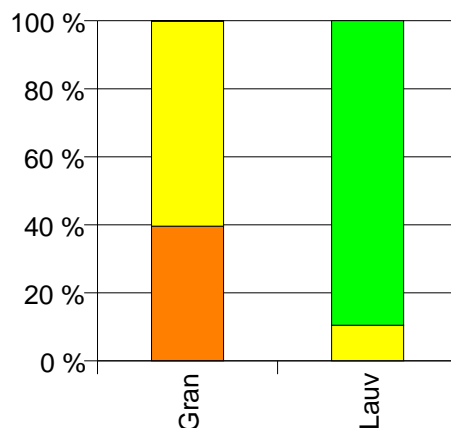
Volum 2008 (kbm)

	Sagtømmer	Massevirke	Annet	Vrak	Sum:
Gran	1 545	2 353		4	3 902
Lauv		131	1 119		1 250
Sum:	1 545	2 484	1 119	4	5 152

Volum (kbm)



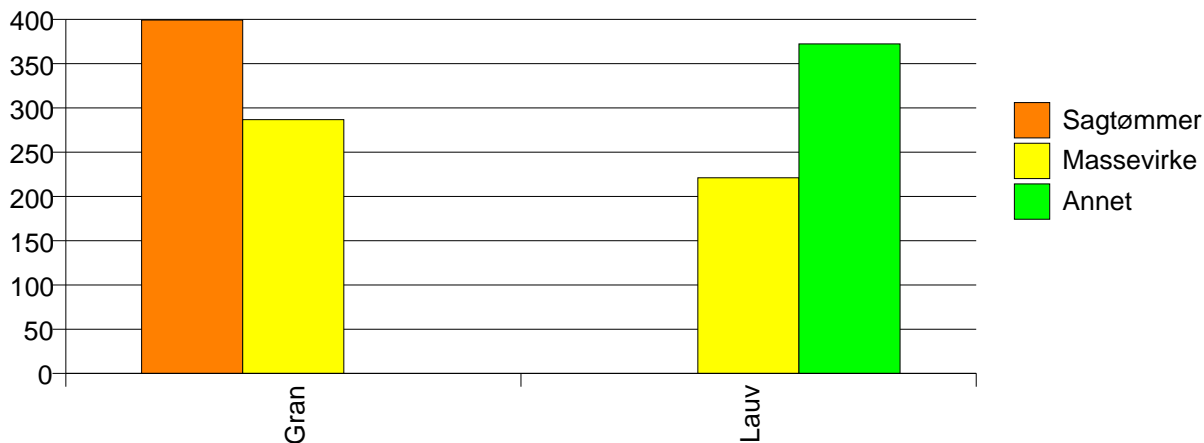
Volum (prosentfordelt)



Gjennomsnittspris 2008 (kr/kbm)

	Sagtømmer	Massevirke	Annet	Vrak	Snitt
Gran	399	287		0	331
Lauv		221	372		356
Snitt	399	283	372	0	337

Gjennomsnittspris (kr/kbm)

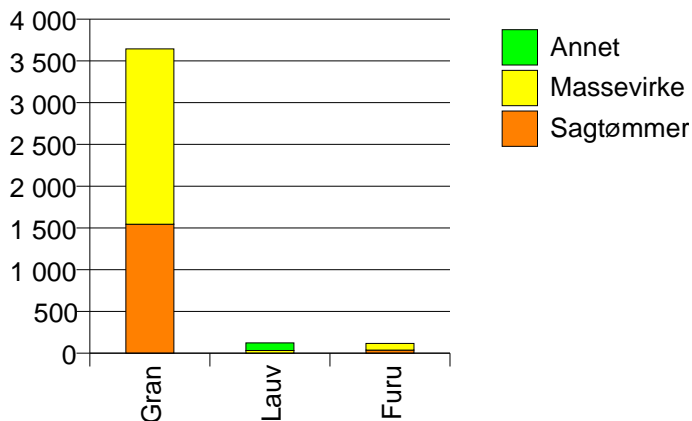


1812 SØMNA

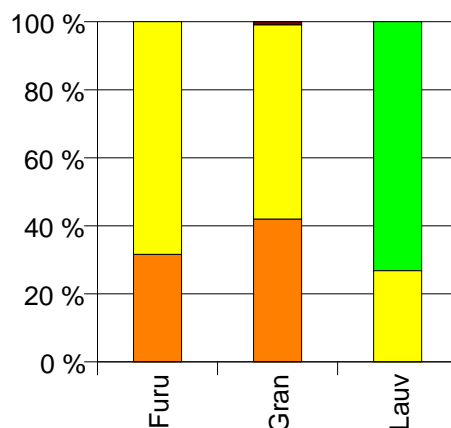
Volum 2008 (kbm)

	Sagtømmer	Massevirke	Annet	Vrak	Sum:
Furu	37	80			117
Gran	1 544	2 100		32	3 676
Lauv		33	90		123
Sum:	1 581	2 213	90	32	3 916

Volum (kbm)



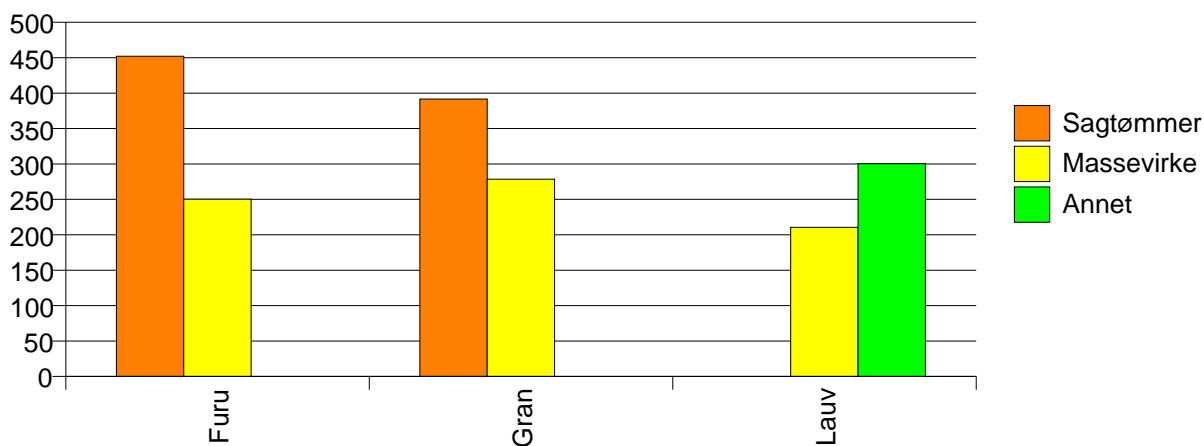
Volum (prosentfordelt)



Gjennomsnittspris 2008 (kr/kbm)

	Sagtømmer	Massevirke	Annet	Vrak	Snitt
Furu	452	250			314
Gran	392	279		0	324
Lauv		211	300		276
Snitt	393	276	300	0	322

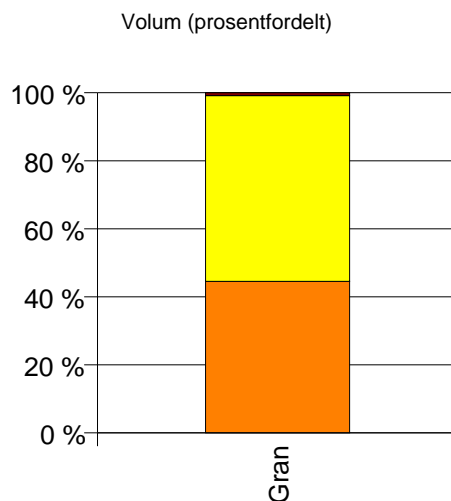
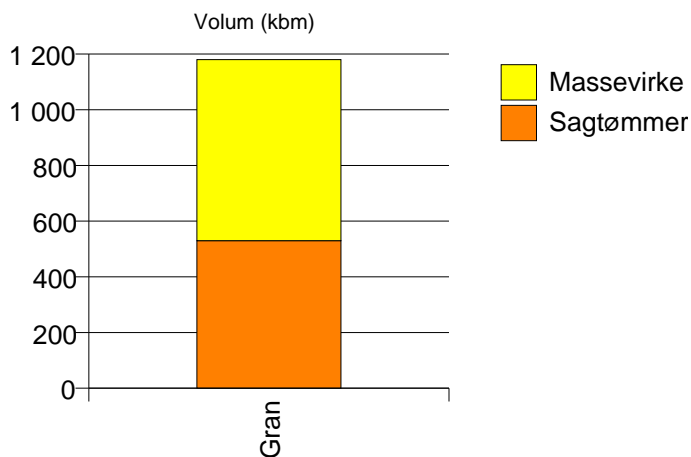
Gjennomsnittspris (kr/kbm)



1820 ALSTHAUG

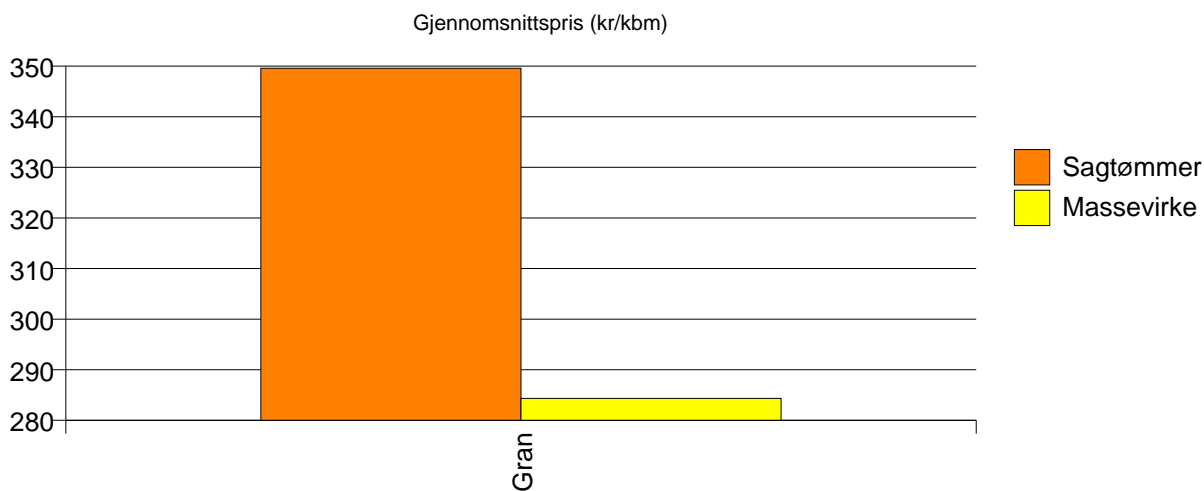
Volum 2008 (kbm)

	Sagtømmer	Massevirke	Vrak	Sum:
Gran	530	650	10	1 190
Sum:	530	650	10	1 190



Gjennomsnittspris 2008 (kr/kbm)

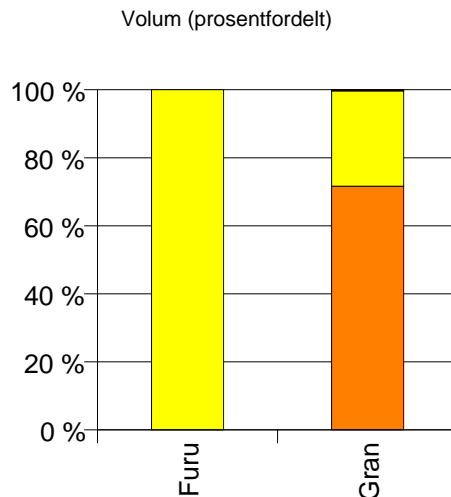
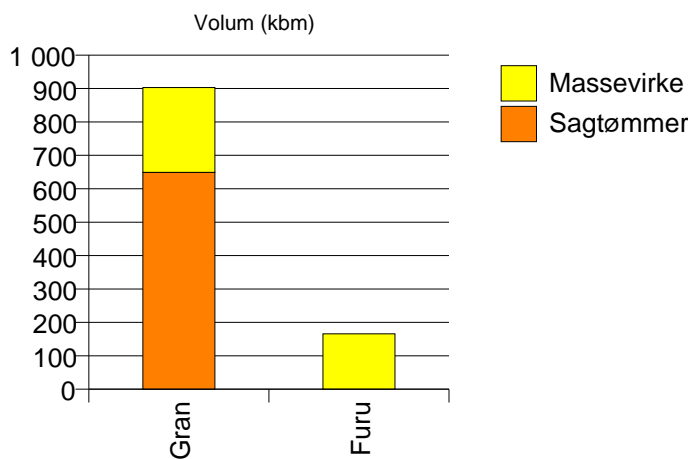
Gran	350	284	0	311
Snitt	350	284	0	311



1837 MELØY

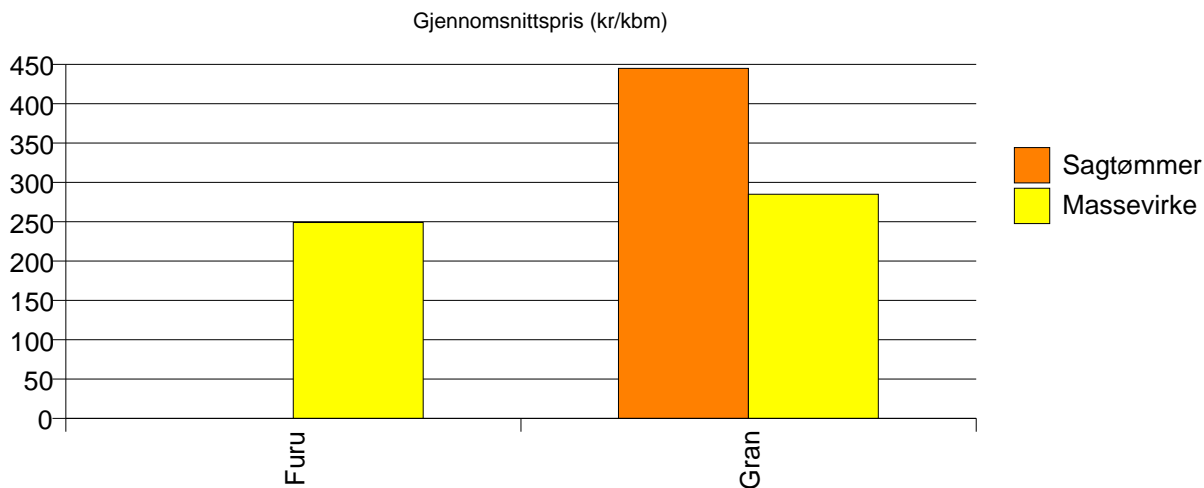
Volum 2008 (kbm)

	Sagtømmer	Massevirke	Vrak	Sum:
Furu		166		166
Gran	649	254	3	906
Sum:	649	420	3	1 072



Gjennomsnittspris 2008 (kr/kbm)

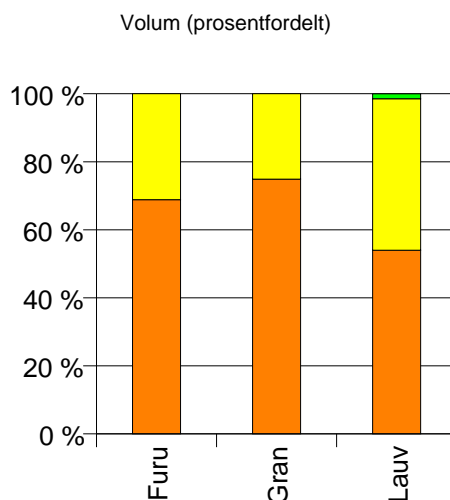
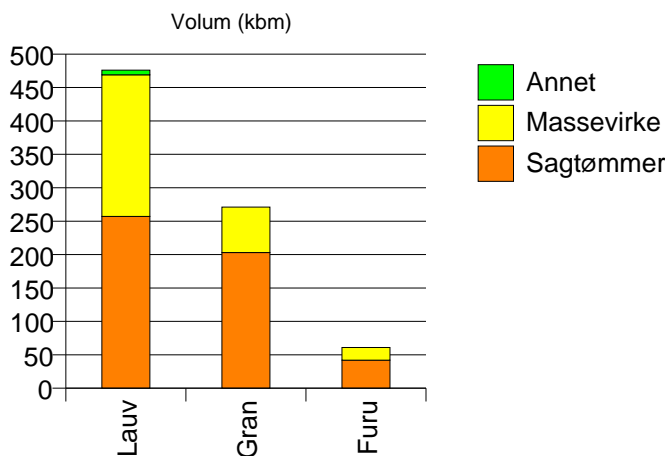
	Sagtømmer	Massevirke	Vrak	Snitt
Furu		249		249
Gran	445	285	0	399
Snitt	445	271	0	375



1849 HAMARØY

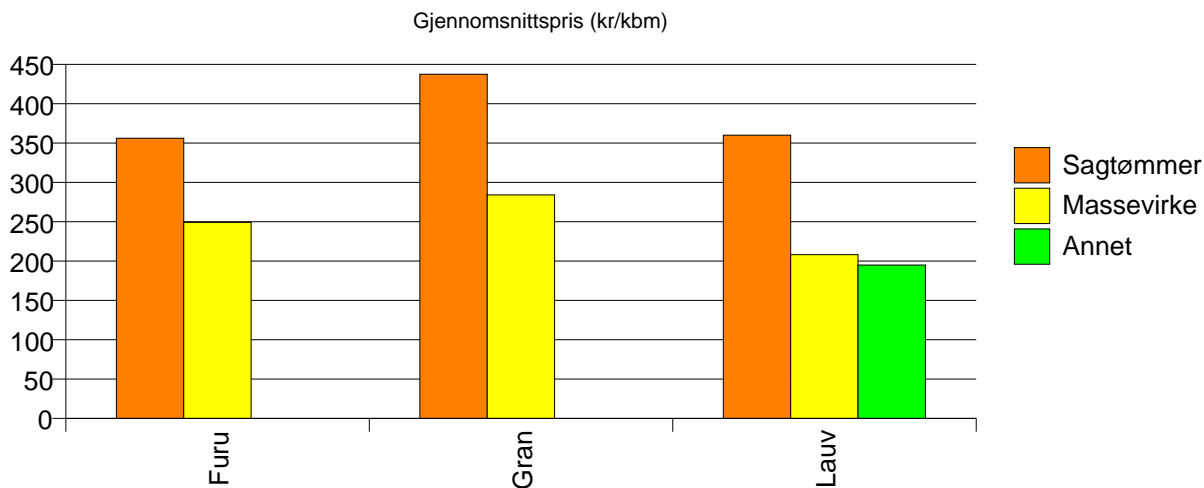
Volum 2008 (kbm)

	Sagtømmer	Massevirke	Annet	Sum:
Furu	42	19		61
Gran	203	68		271
Lauv	257	212	7	476
Sum:	502	299	7	808



Gjennomsnittspris 2008 (kr/kbm)

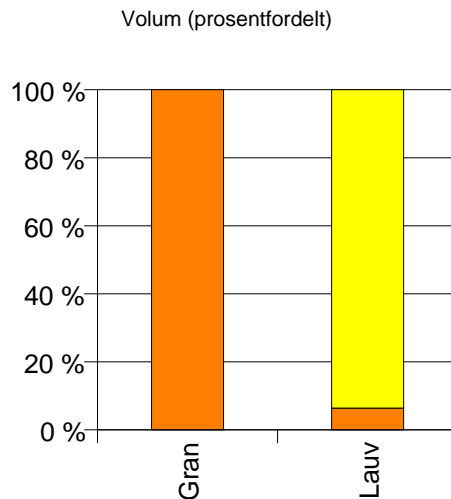
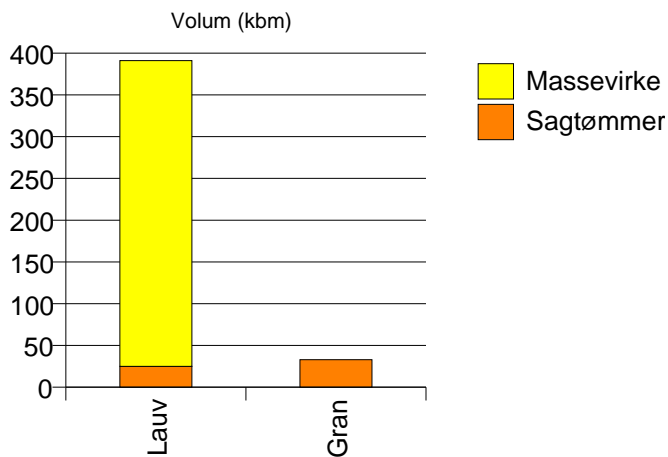
	Sagtømmer	Massevirke	Annet	Snitt
Furu	356	249		323
Gran	437	284		399
Lauv	360	208	195	290
Snitt	391	228	195	329



1850 TYSFJORD

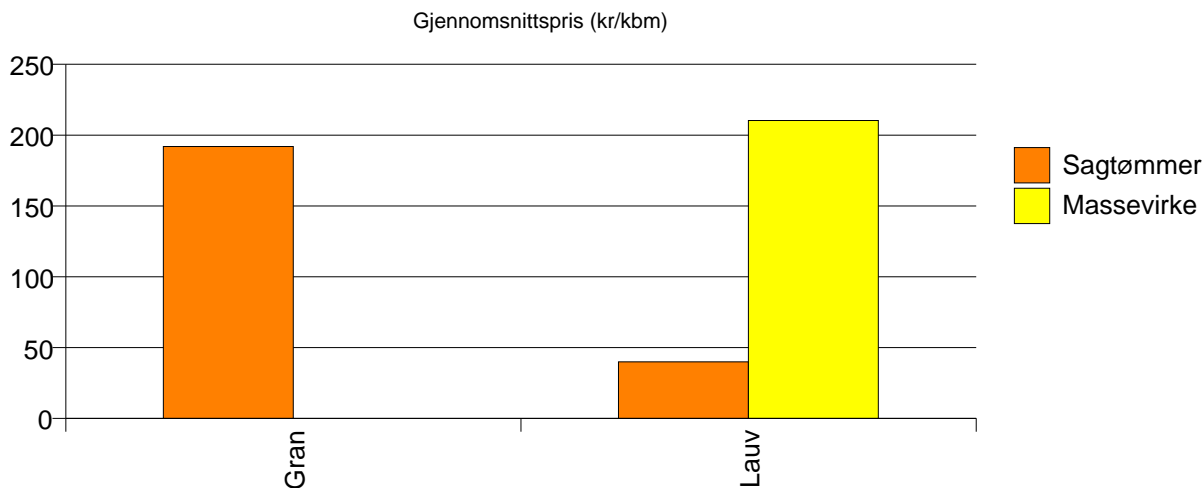
Volum 2008 (kbm)

	Sagtømmer	Massevirke	Sum:
Gran	33		33
Lauv	25	366	391
Sum:	58	366	424



Gjennomsnittspris 2008 (kr/kbm)

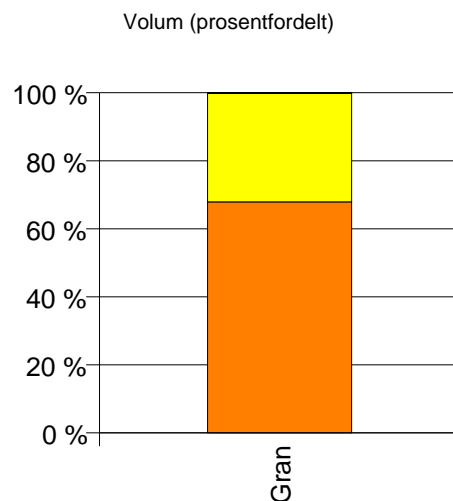
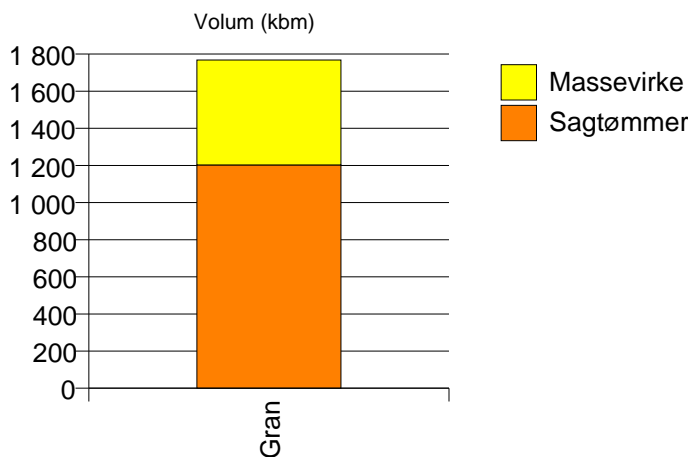
	Sagtømmer	Massevirke	Snitt
Gran	192		192
Lauv	40	210	199
Snitt	126	210	199



1816 VEVELSTAD

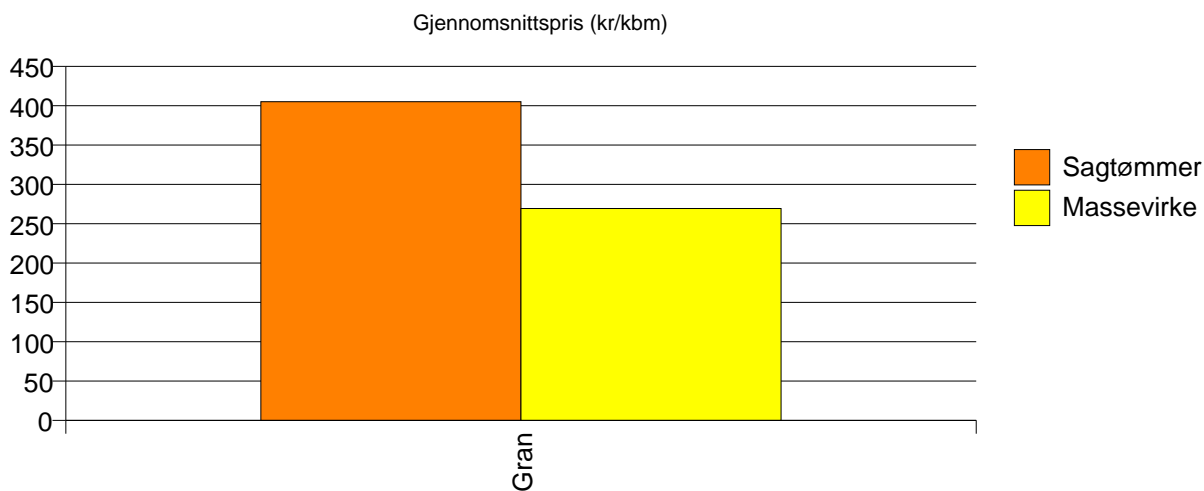
Volum 2008 (kbm)

	Sagtømmer	Massevirke	Vrak	Sum:
Gran	1 203	565	3	1 771
Sum:	1 203	565	3	1 771



Gjennomsnittspris 2008 (kr/kbm)

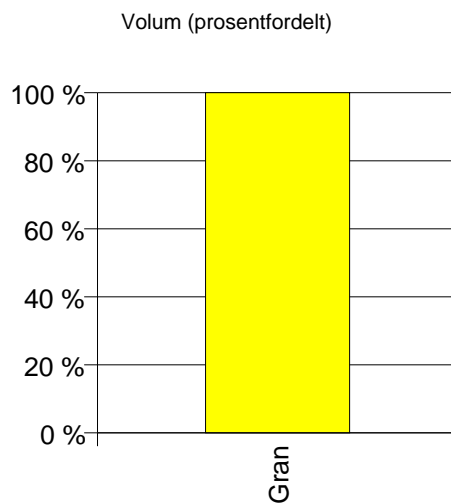
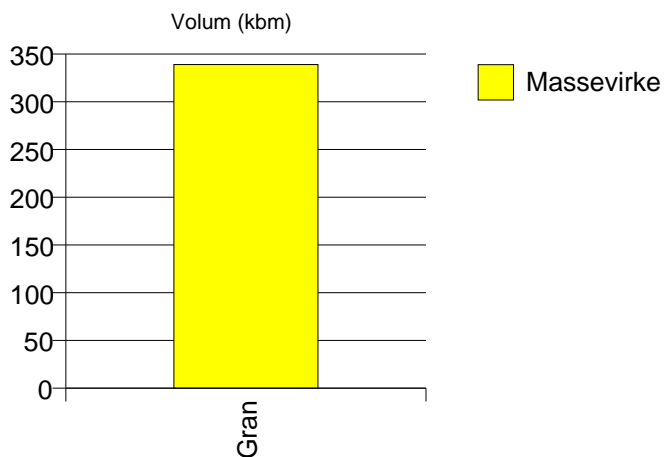
Gran	405	269	0	361
Snitt	405	269	0	361



1838 GILDESKÅL.

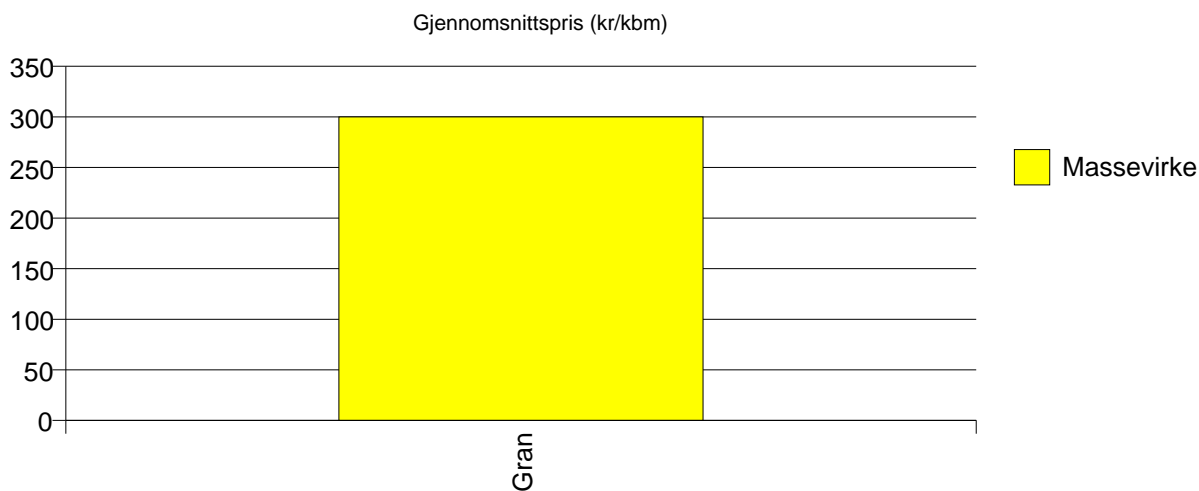
Volum 2008 (kbm)

	Massevirke	Sum:
Gran	339	339
Sum:	339	339



Gjennomsnittspris 2008 (kr/kbm)

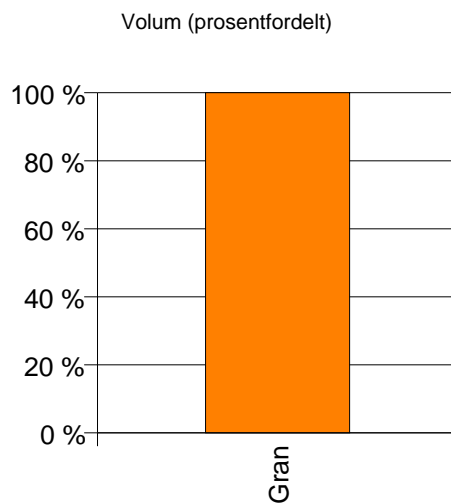
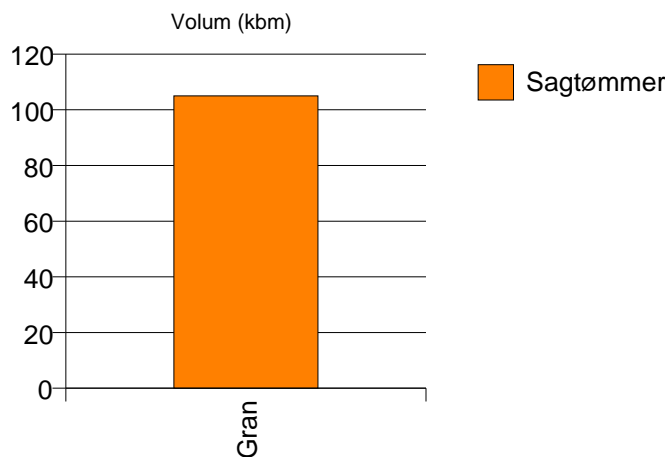
Gran	300	300
Snitt	300	300



1865 VÅGAN

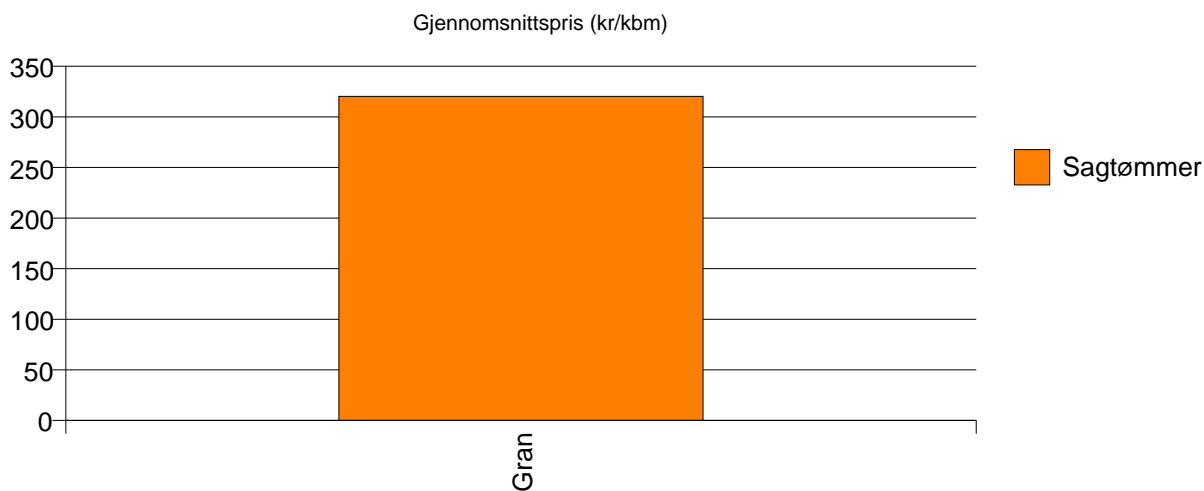
Volum 2008 (kbm)

	Sagtømmer	Sum:
Gran	105	105
Sum:	105	105



Gjennomsnittspris 2008 (kr/kbm)

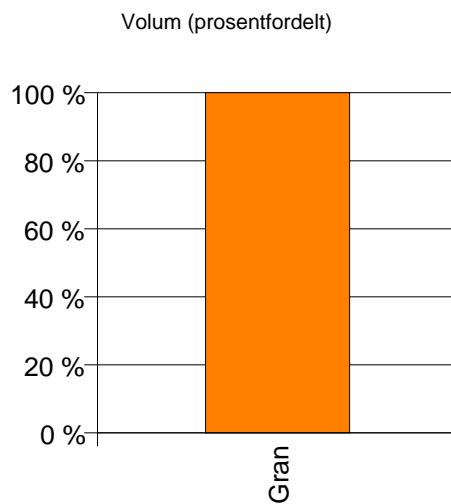
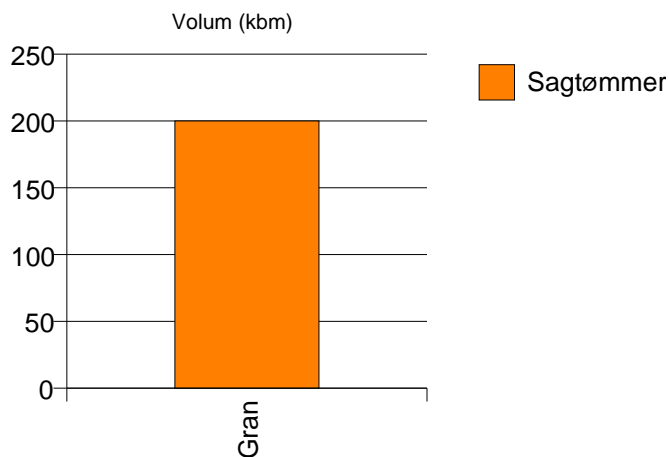
Gran	320	320
Snitt	320	320



1870 SORTLAND

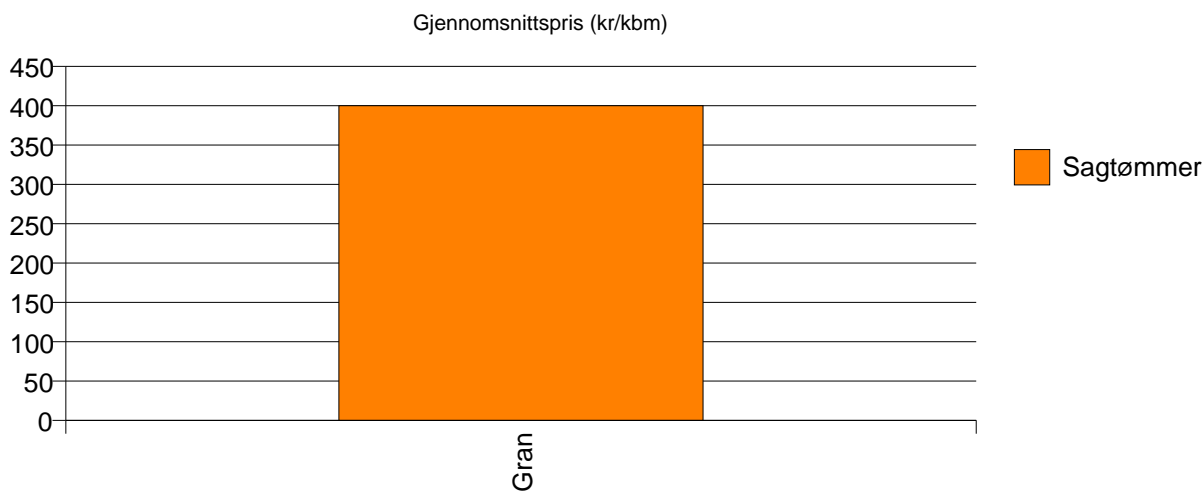
Volum 2008 (kbm)

	Sagtømmer	Sum:
Gran	200	200
Sum:	200	200



Gjennomsnittspris 2008 (kr/kbm)

Gran	400	400
Snitt	400	400



1852 TJELDSUND

Volum 2008 (kbm)

Sum:

Sum:

Volum (kbm)

Volum (prosentfordelt)

Snitt

Gjennomsnittspris 2008 (kr/kbm)

Gjennomsnittspris (kr/kbm)