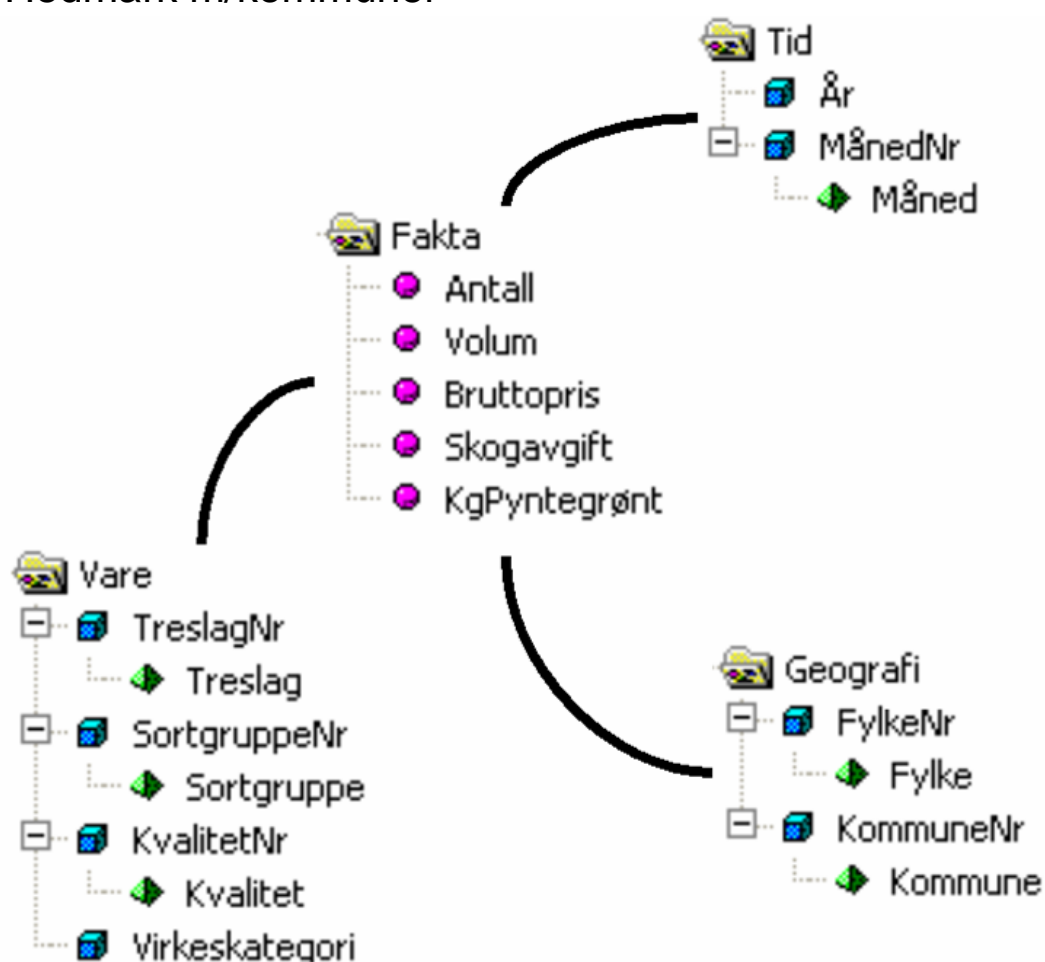


## Virkestatistikk fra SKOG-DATA AS

Hedmark m/kommuner



Dataene i rapporten er hentet fra databasen som inneholder virkesdata med tilhørende innbetalinger av skogavgift. Rapporten er laget med Business Objects, som er sluttbrukerverktøyet i Skog-Data sine nye datavarehus-løsninger. Business Objects er ett meget sterkt rapportverktøy som kan presentere store mengder data effektivt.

Rapportene kan lastes ned fra [www.skogdata.no/statistikk](http://www.skogdata.no/statistikk)

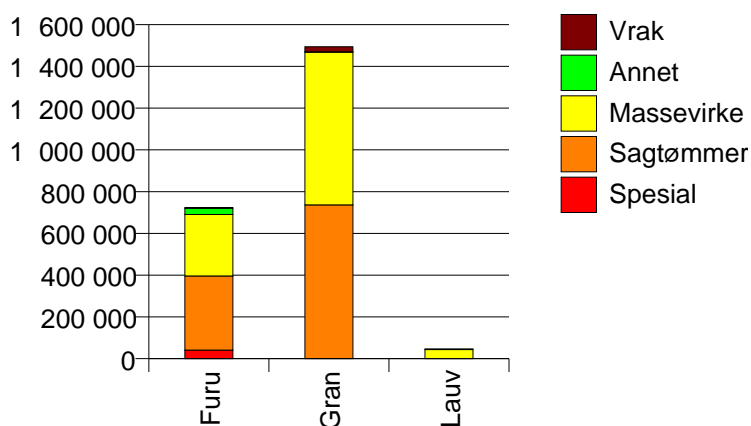
For mer informasjon, kontakt: [tabh@skogdata.no](mailto:tabh@skogdata.no)

# Hedmark

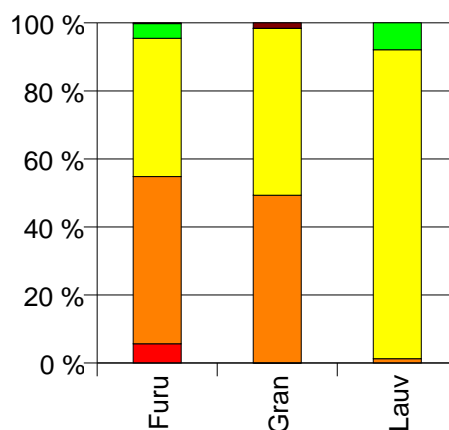
## Volum 2008

	Spesial	Sagtømmer	Massevirke	Annet	Vrak	Sum:
Furu	40 996	355 290	294 010	31 161	1 450	722 907
Gran	639	735 837	732 546	683	23 736	1 493 441
Lauv		607	42 890	3 740		47 237
Sum:	41 635	1 091 734	1 069 446	35 584	25 186	2 263 585

Volum (kbm)



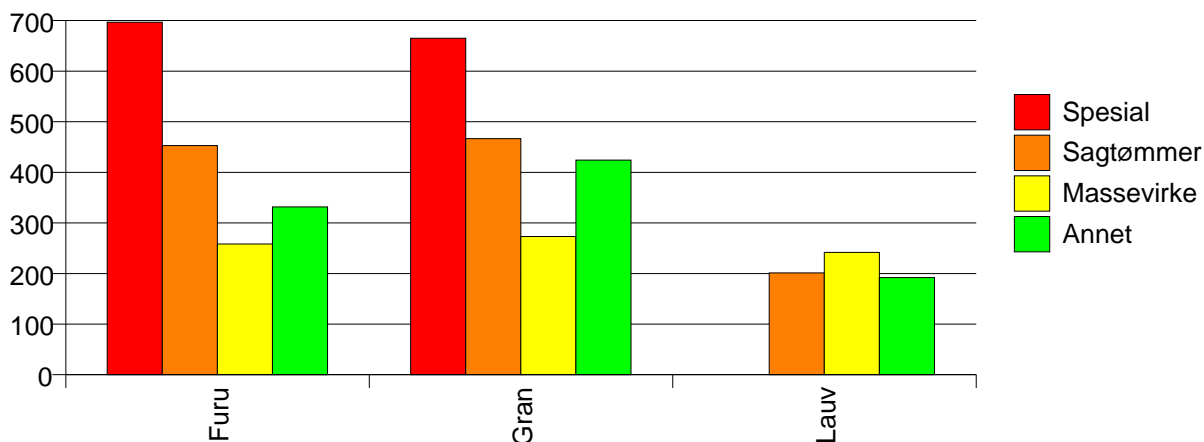
Volum (prosentfordelt)



## Gjennomsnittspris 2008 (kr/kbm)

	Spesial	Sagtømmer	Massevirke	Annet	Vrak	Snitt:
Furu	697	453	258	332	0	382
Gran	665	467	273	424	0	364
Lauv		201	242	192		237
Snitt:	696	462	268	319	0	367

Gjennomsnittspris (kr/kbm)

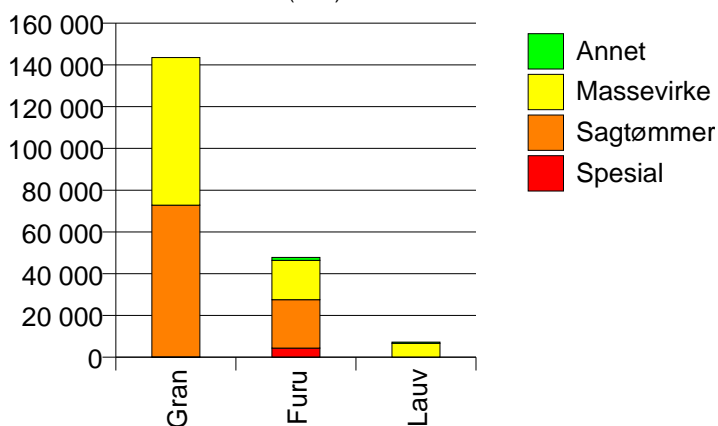


## 402 KONGSVINGER

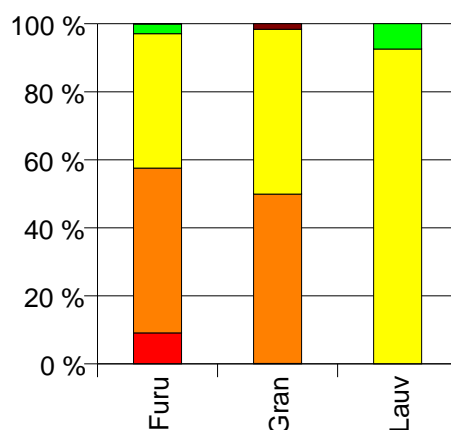
Volum 2008 (kbm)

	Spesial	Sagtømmer	Massevirke	Annet	Vrak	Sum:
Furu	4 351	23 171	18 894	1 359	30	47 805
Gran	186	72 624	70 699		2 352	145 861
Lauv			6 695	536		7 231
Sum:	4 537	95 795	96 288	1 895	2 382	200 897

Volum (kbm)



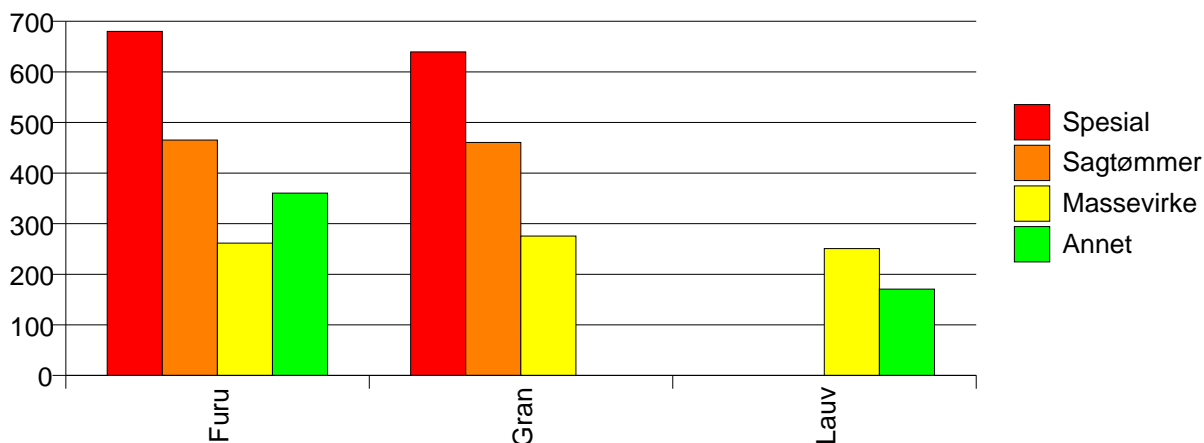
Volum (prosentfordelt)



Gjennomsnittspris 2008 (kr/kbm)

	Spesial	Sagtømmer	Massevirke	Annet	Vrak	Snitt
Furu	680	465	262	360	0	401
Gran	639	460	276		0	364
Lauv			251	171		245
Snitt	678	462	271	307	0	368

Gjennomsnittspris (kr/kbm)

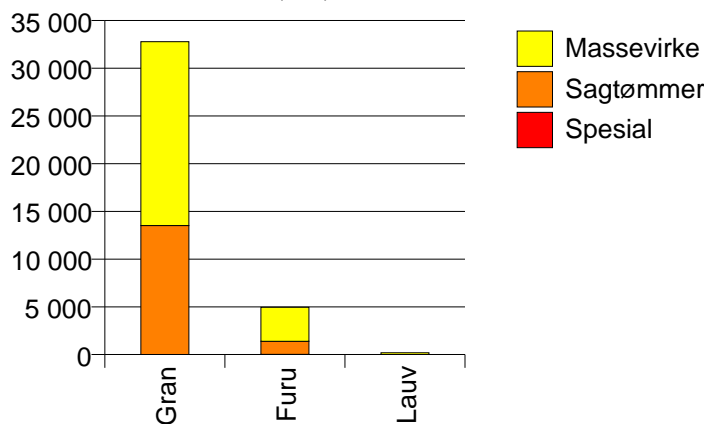


## 403 HAMAR

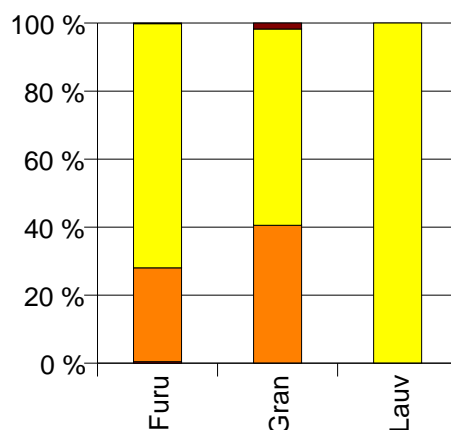
### Volum 2008 (kbm)

	Spesial	Sagtømmer	Massevirke	Vrak	Sum:
Furu	23	1 369	3 560	9	4 961
Gran		13 519	19 249	581	33 349
Lauv			187		187
Sum:	23	14 888	22 996	590	38 497

Volum (kbm)



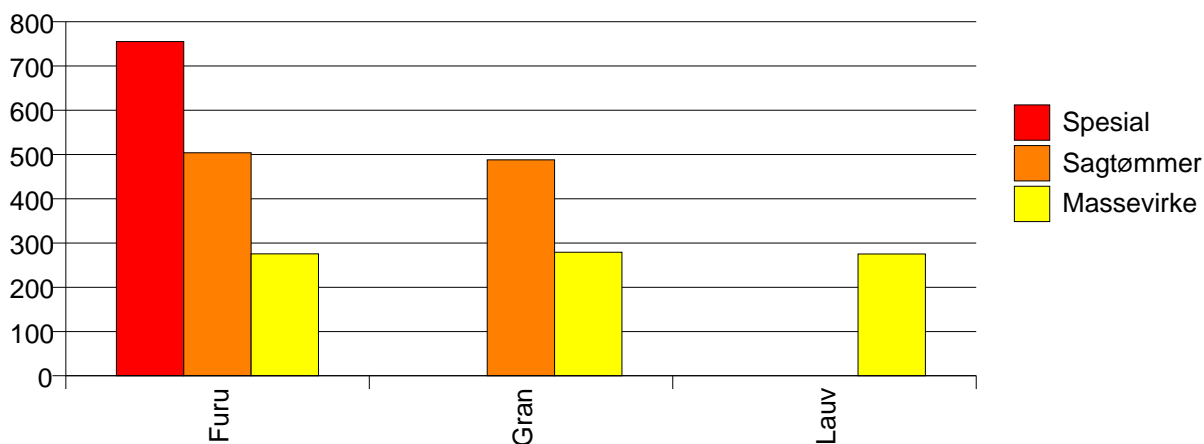
Volum (prosentfordelt)



### Gjennomsnittspris 2008 (kr/kbm)

	Spesial	Sagtømmer	Massevirke	Vrak	Snitt
Furu	755	504	276	0	340
Gran		488	279	0	359
Lauv			275		275
Snitt	755	489	279	0	356

Gjennomsnittspris (kr/kbm)

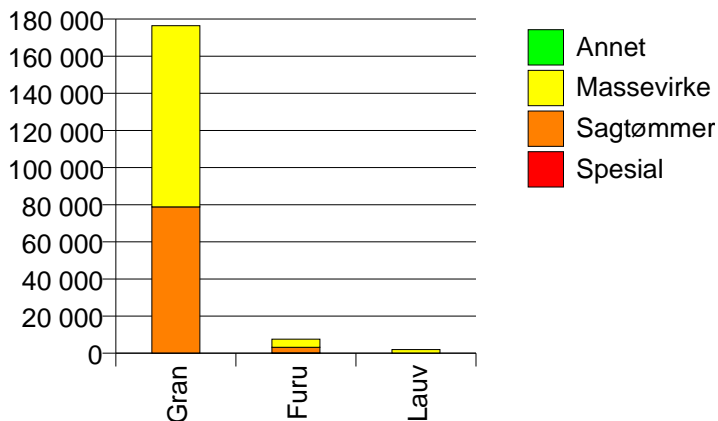


## 412 RINGSAKER

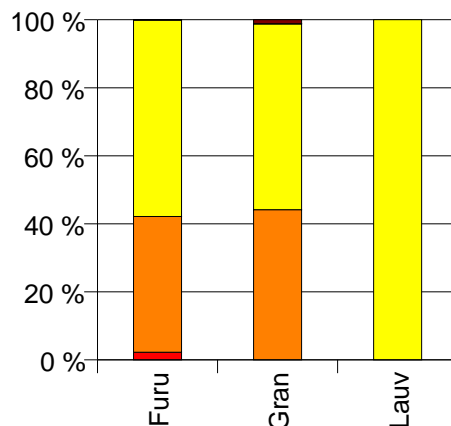
Volum 2008 (kbm)

	Spesial	Sagtømmer	Massevirke	Annet	Vrak	Sum:
Furu	170	3 033	4 384		7	7 594
Gran		78 861	97 565	16	2 097	178 539
Lauv			1 952			1 952
Sum:	170	81 894	103 901	16	2 104	188 085

Volum (kbm)



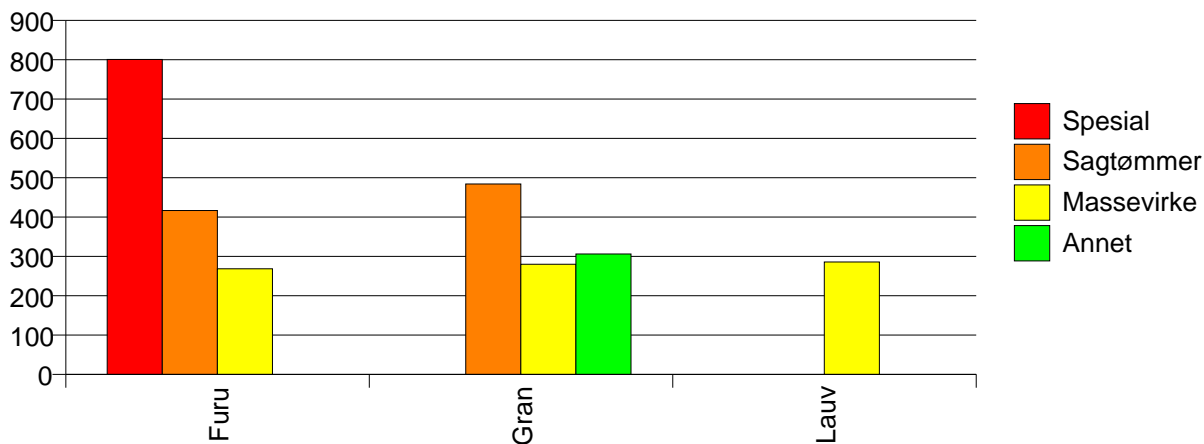
Volum (prosentfordelt)



Gjennomsnittspris 2008 (kr/kbm)

	Spesial	Sagtømmer	Massevirke	Annet	Vrak	Snitt
Furu	801	417	268		0	339
Gran		484	280	306	0	367
Lauv			286			286
Snitt	801	482	280	306	0	365

Gjennomsnittspris (kr/kbm)

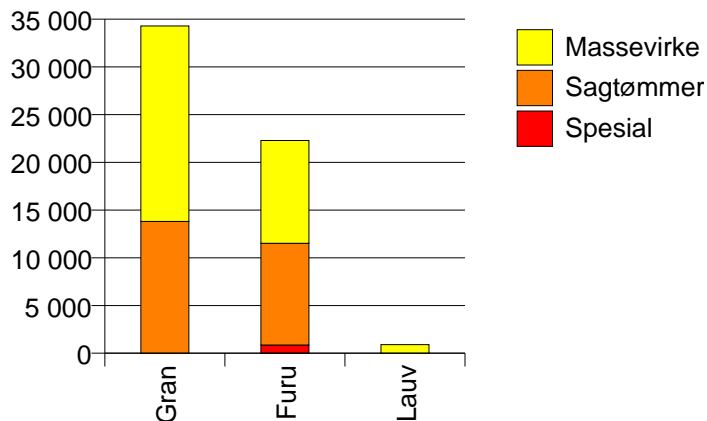


## 415 LØTEN

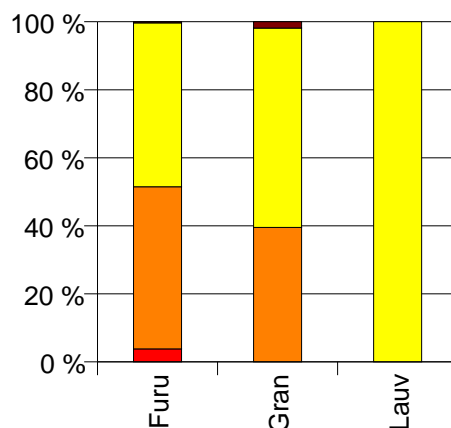
Volum 2008 (kbm)

	Spesial	Sagtømmer	Massevirke	Vrak	Sum:
Furu	857	10 658	10 770	77	22 362
Gran		13 809	20 473	647	34 929
Lauv			906		906
Sum:	857	24 467	32 149	724	58 197

Volum (kbm)



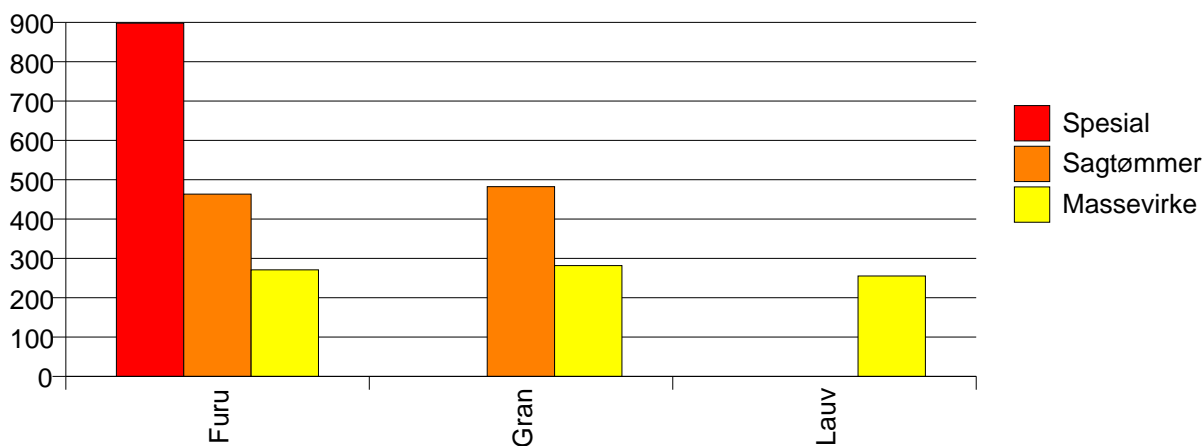
Volum (prosentfordelt)



Gjennomsnittspris 2008 (kr/kbm)

	Spesial	Sagtømmer	Massevirke	Vrak	Snitt
Furu	898	463	271	0	386
Gran		483	282	0	356
Lauv			255		255
Snitt	898	474	277	0	366

Gjennomsnittspris (kr/kbm)

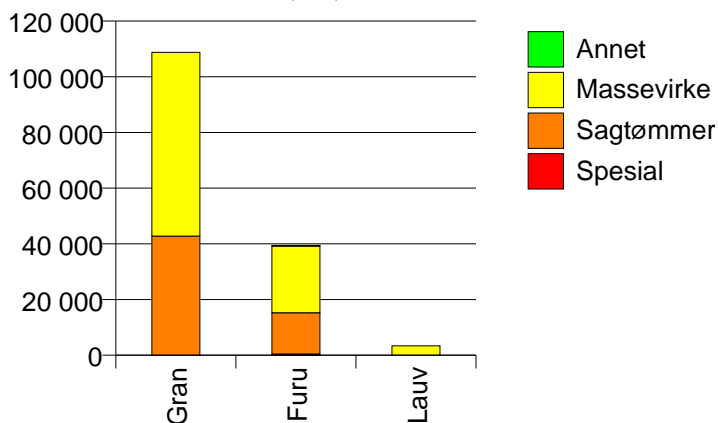


## 417 STANGE

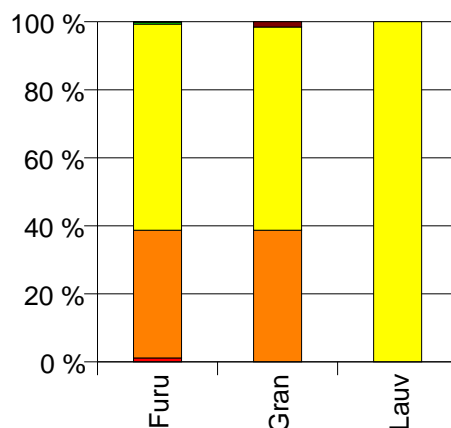
Volum 2008 (kbm)

	Spesial	Sagtømmer	Massevirke	Annet	Vrak	Sum:
Furu	461	14 808	23 929	223	42	39 463
Gran	34	42 742	65 991		1 692	110 459
Lauv			3 363			3 363
Sum:	495	57 550	93 283	223	1 734	153 285

Volum (kbm)



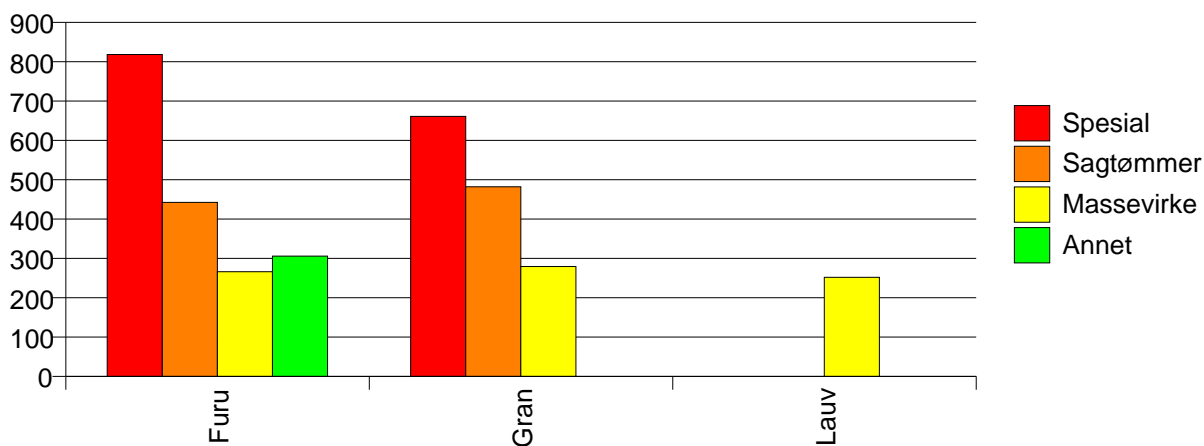
Volum (prosentfordelt)



Gjennomsnittspris 2008 (kr/kbm)

	Spesial	Sagtømmer	Massevirke	Annet	Vrak	Snitt
Furu	818	442	266	306	0	339
Gran	661	482	279		0	354
Lauv			252			252
Snitt	807	472	275	306	0	347

Gjennomsnittspris (kr/kbm)

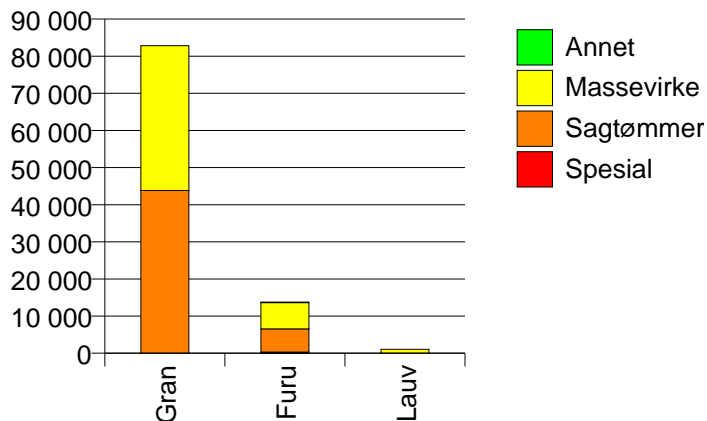


## 418 NORD-ODAL

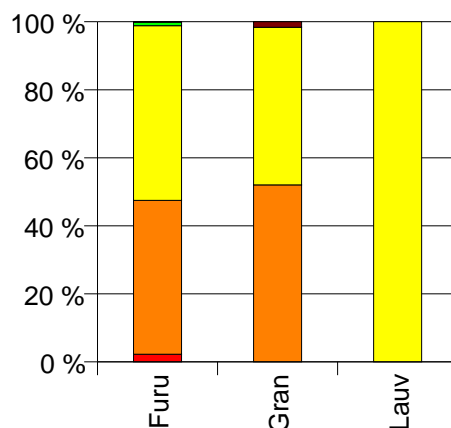
Volum 2008 (kbm)

	Spesial	Sagtømmer	Massevirke	Annet	Vrak	Sum:
Furu	309	6 233	7 075	147	15	13 779
Gran	8	43 836	38 998		1 380	84 222
Lauv			1 072			1 072
Sum:	317	50 069	47 145	147	1 395	99 073

Volum (kbm)



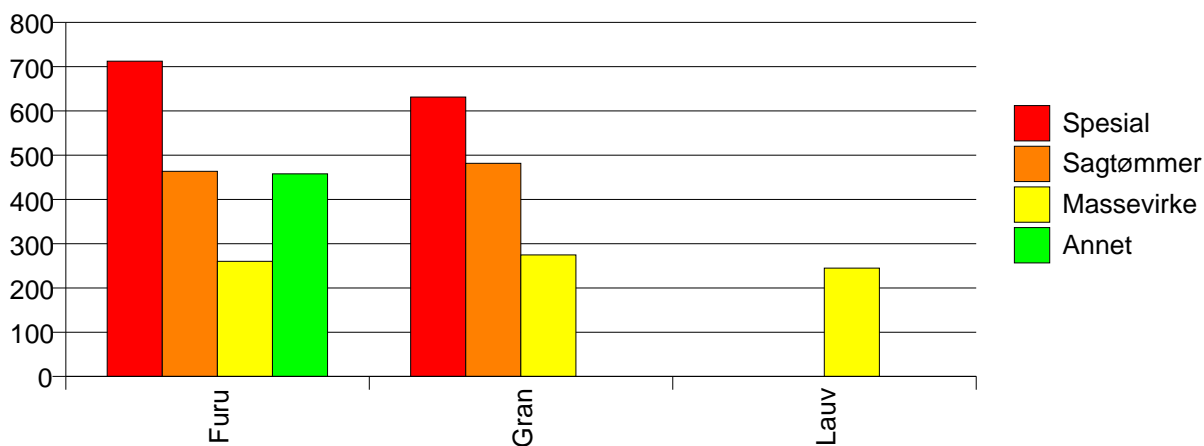
Volum (prosentfordelt)



Gjennomsnittspris 2008 (kr/kbm)

	Spesial	Sagtømmer	Massevirke	Annet	Vrak	Snitt
Furu	712	463	260	458	0	364
Gran	631	481	274		0	378
Lauv			245			245
Snitt	710	479	272	458	0	374

Gjennomsnittspris (kr/kbm)



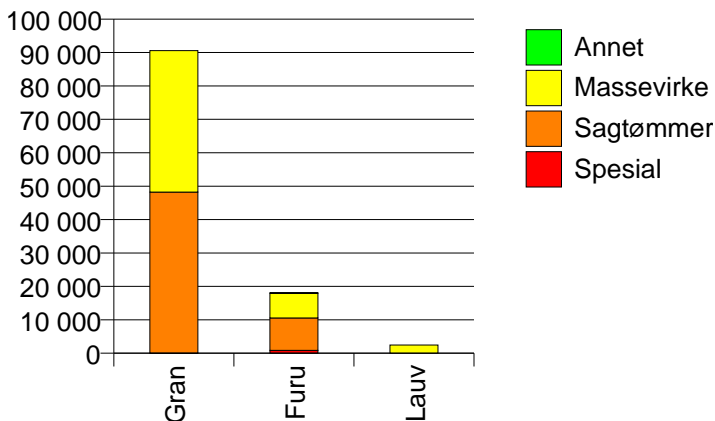


## 419 SØR-ODAL

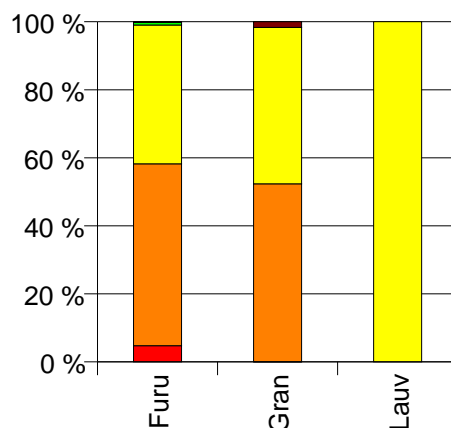
### Volum 2008 (kbm)

	Spesial	Sagtømmer	Massevirke	Annet	Vrak	Sum:
Furu	865	9 691	7 397	142	29	18 124
Gran	69	48 144	42 345		1 528	92 086
Lauv			2 462			2 462
Sum:	934	57 835	52 204	142	1 557	112 672

Volum (kbm)



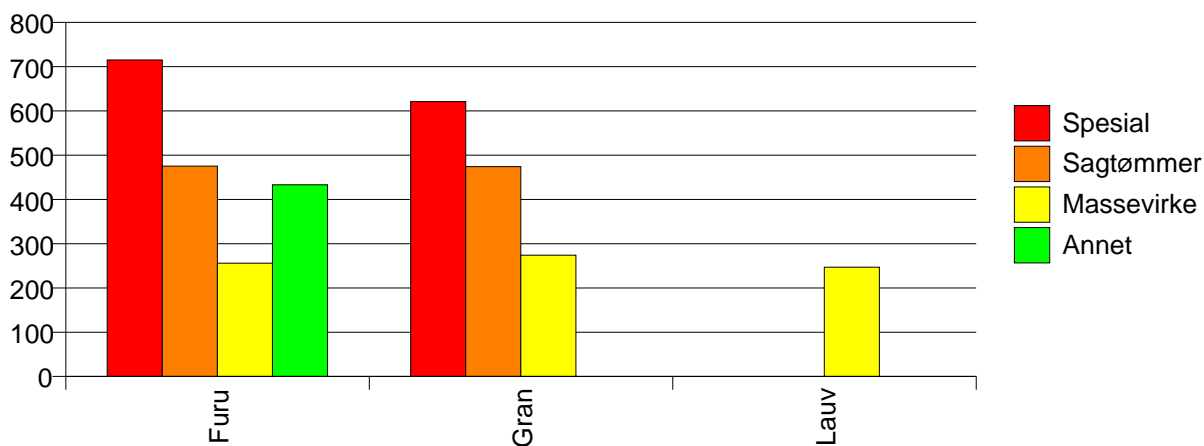
Volum (prosentfordelt)



### Gjennomsnittspris 2008 (kr/kbm)

	Spesial	Sagtømmer	Massevirke	Annet	Vrak	Snitt
Furu	715	475	256	433	0	396
Gran	621	474	274		0	374
Lauv			247			247
Snitt	708	474	270	433	0	375

Gjennomsnittspris (kr/kbm)

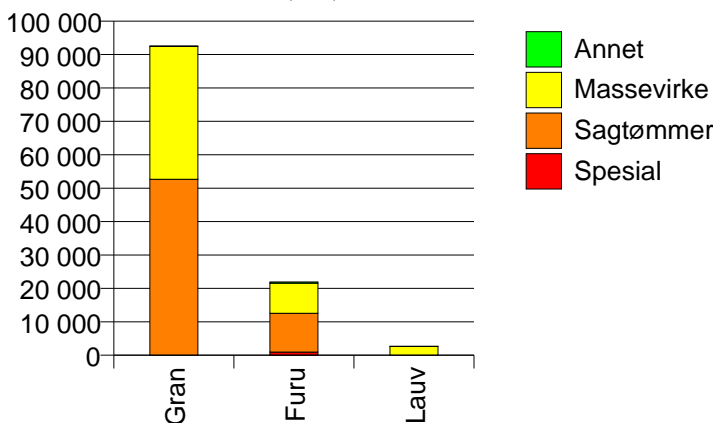


## 420 EIDSKOG

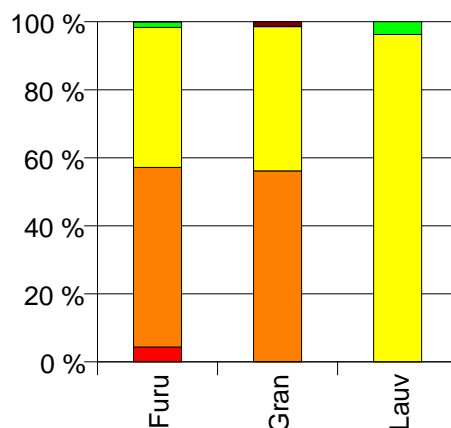
### Volum 2008 (kbm)

	Spesial	Sagtømmer	Massevirke	Annet	Vrak	Sum:
Furu	957	11 581	9 026	356	5	21 925
Gran	11	52 642	39 797	78	1 250	93 778
Lauv			2 595	101		2 696
Sum:	968	64 223	51 418	535	1 255	118 399

Volum (kbm)



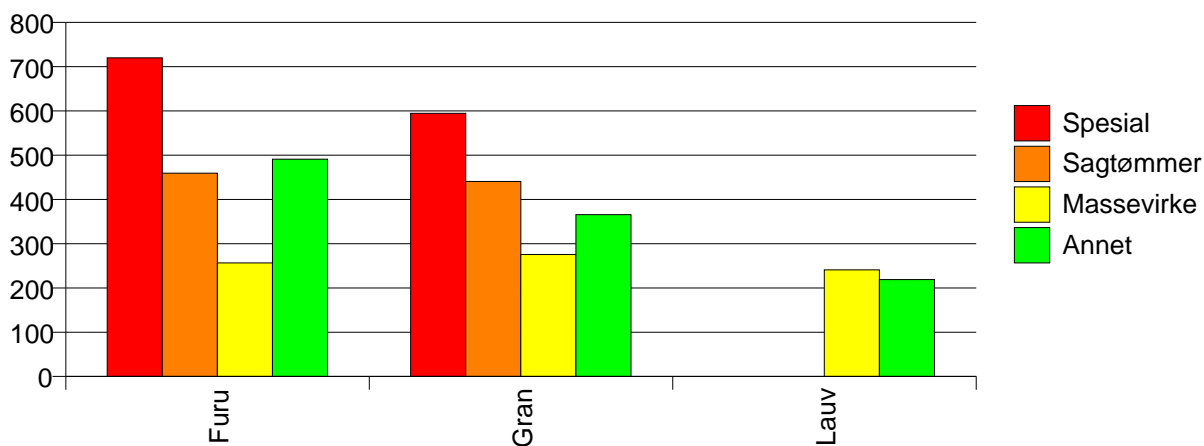
Volum (prosentfordelt)



### Gjennomsnittspris 2008 (kr/kbm)

	Spesial	Sagtømmer	Massevirke	Annet	Vrak	Snitt
Furu	720	459	257	491	0	388
Gran	594	440	275	365	0	365
Lauv			241	219		240
Snitt	718	444	270	421	0	366

Gjennomsnittspris (kr/kbm)

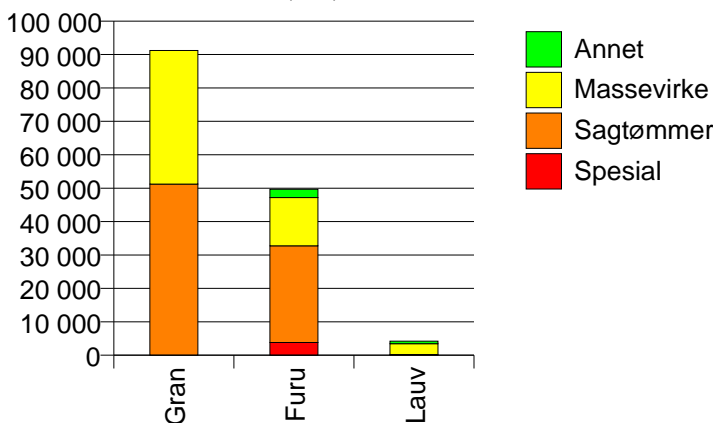


## 423 GRUE

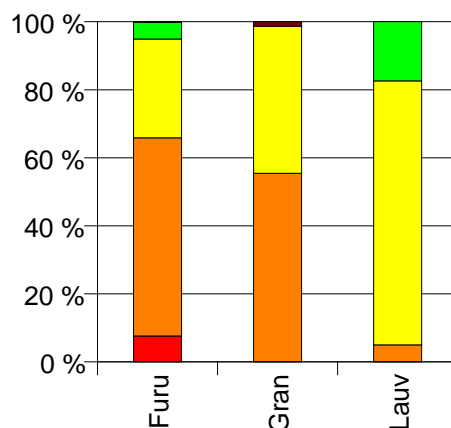
Volum 2008 (kbm)

	Spesial	Sagtømmer	Massevirke	Annet	Vrak	Sum:
Furu	3 797	28 939	14 433	2 482	42	49 693
Gran	11	51 221	39 966		1 220	92 418
Lauv		210	3 255	730		4 195
Sum:	3 808	80 370	57 654	3 212	1 262	146 306

Volum (kbm)



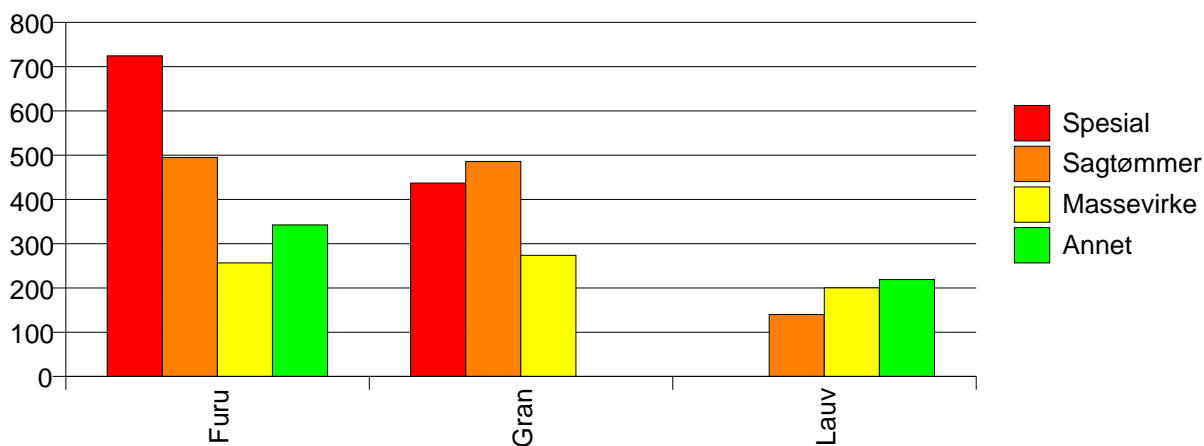
Volum (prosentfordelt)



Gjennomsnittspris 2008 (kr/kbm)

	Spesial	Sagtømmer	Massevirke	Annet	Vrak	Snitt
Furu	724	495	257	342	0	435
Gran	437	486	274		0	388
Lauv		140	200	219		200
Snitt	723	488	265	314	0	398

Gjennomsnittspris (kr/kbm)

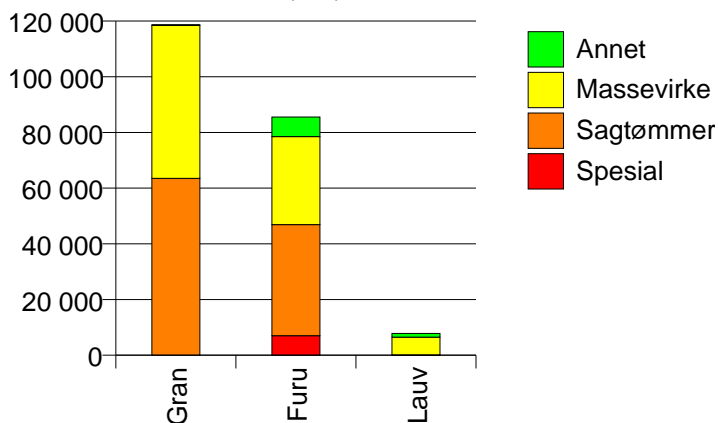


## 425 ÅSNES

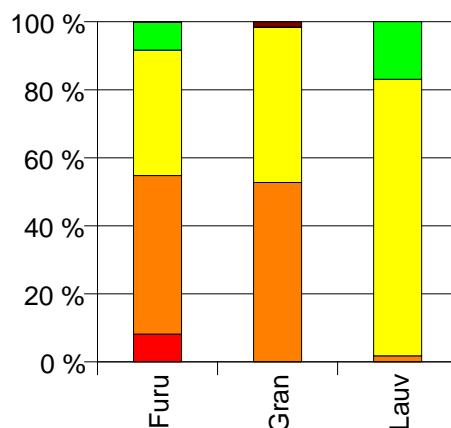
Volum 2008 (kbm)

	Spesial	Sagtømmer	Massevirke	Annet	Vrak	Sum:
Furu	6 995	39 913	31 610	7 046	76	85 640
Gran	20	63 513	54 944	178	1 844	120 499
Lauv		140	6 362	1 322		7 824
Sum:	7 015	103 566	92 916	8 546	1 920	213 963

Volum (kbm)



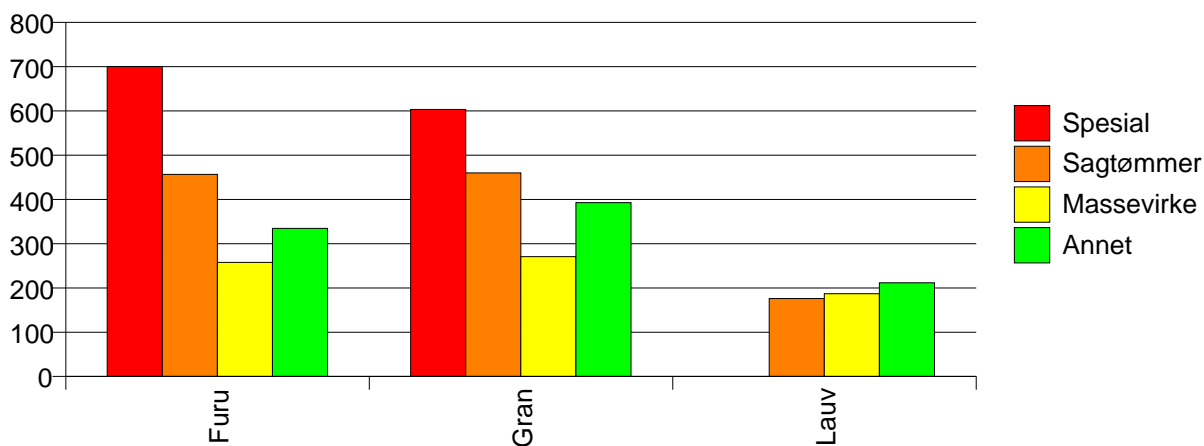
Volum (prosentfordelt)



Gjennomsnittspris 2008 (kr/kbm)

	Spesial	Sagtømmer	Massevirke	Annet	Vrak	Snitt
Furu	700	456	258	335	0	392
Gran	603	460	271	393	0	366
Lauv		176	187	212		191
Snitt	700	458	261	317	0	370

Gjennomsnittspris (kr/kbm)

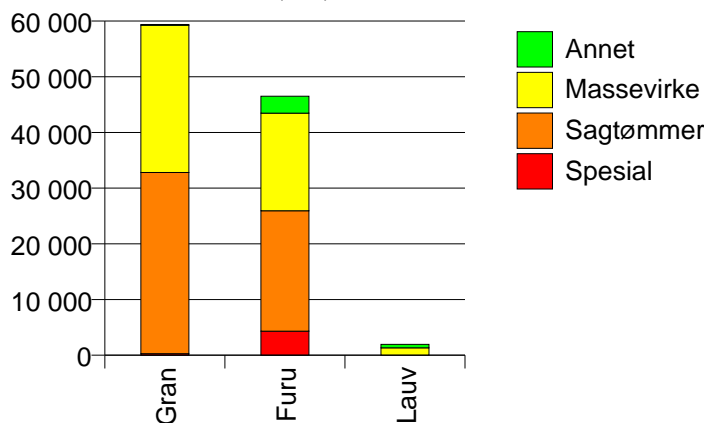


## 426 VÅLER I SOLØR

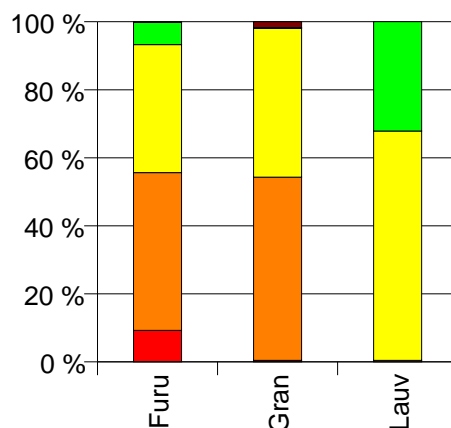
Volum 2008 (kbm)

	Spesial	Sagtømmer	Massevirke	Annet	Vrak	Sum:
Furu	4 321	21 611	17 524	3 047	94	46 597
Gran	267	32 542	26 435	149	1 026	60 419
Lauv		9	1 315	627		1 951
Sum:	4 588	54 162	45 274	3 823	1 120	108 967

Volum (kbm)



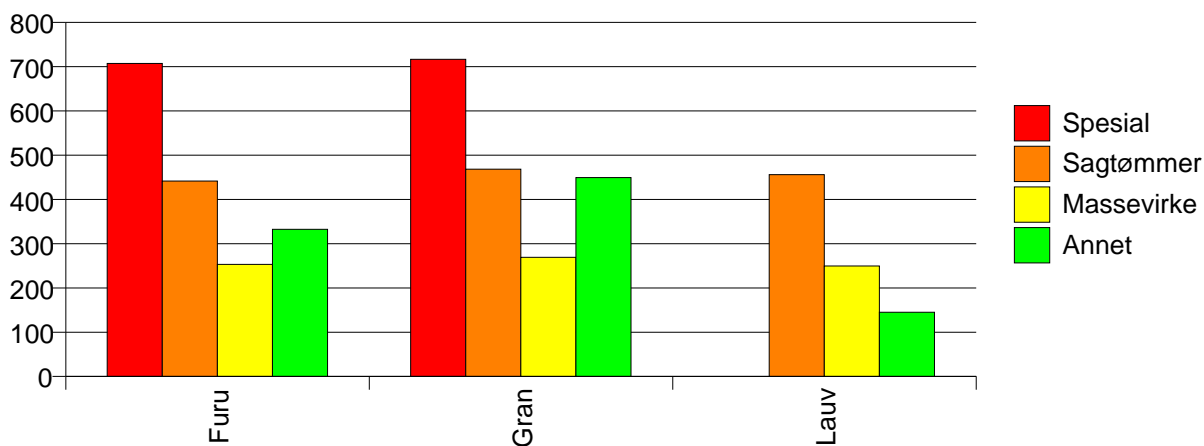
Volum (prosentfordelt)



Gjennomsnittspris 2008 (kr/kbm)

	Spesial	Sagtømmer	Massevirke	Annet	Vrak	Snitt
Furu	707	441	253	332	0	387
Gran	716	468	269	449	0	374
Lauv		456	250	145		217
Snitt	707	458	262	306	0	377

Gjennomsnittspris (kr/kbm)

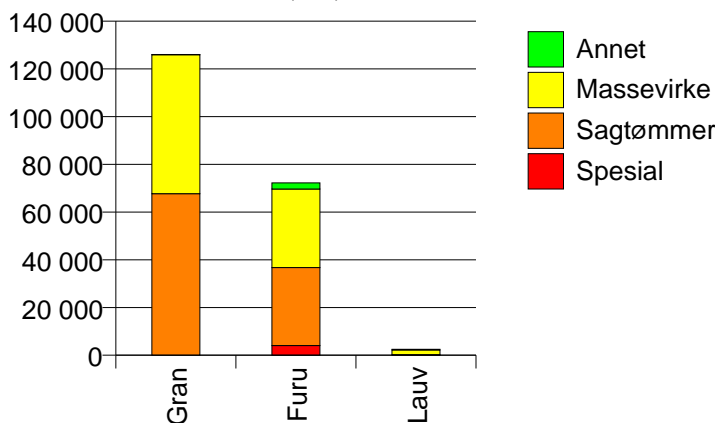


## 427 ELVERUM

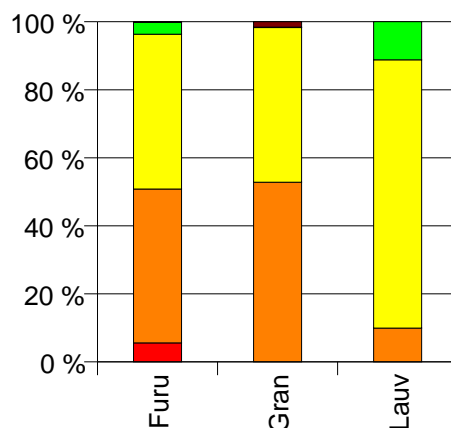
Volum 2008 (kbm)

	Spesial	Sagtømmer	Massevirke	Annet	Vrak	Sum:
Furu	4 039	32 715	32 904	2 525	127	72 310
Gran	18	67 640	58 210	120	2 054	128 042
Lauv		248	1 966	279		2 493
Sum:	4 057	100 603	93 080	2 924	2 181	202 845

Volum (kbm)



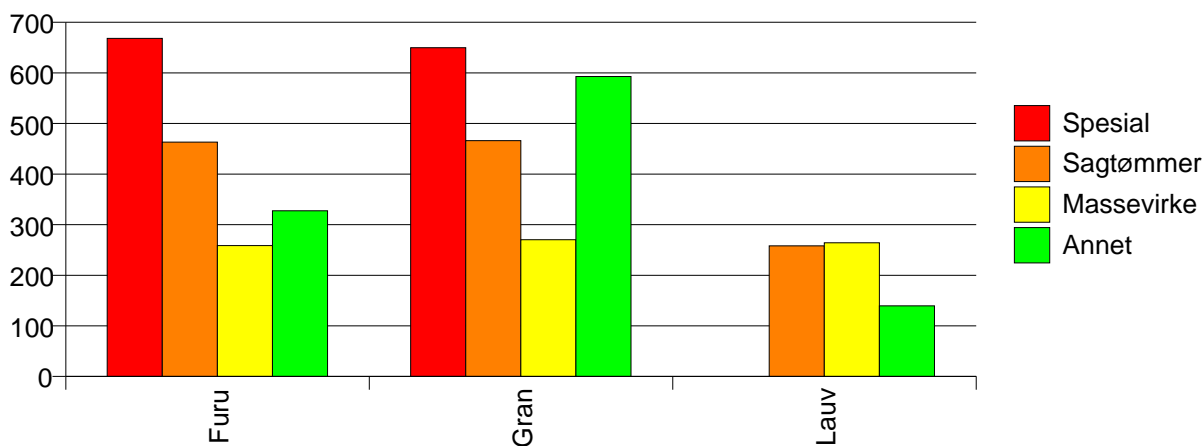
Volum (prosentfordelt)



Gjennomsnittspris 2008 (kr/kbm)

	Spesial	Sagtømmer	Massevirke	Annet	Vrak	Snitt
Furu	668	463	259	328	0	376
Gran	650	466	270	593	0	370
Lauv		258	264	139		250
Snitt	668	465	266	320	0	370

Gjennomsnittspris (kr/kbm)

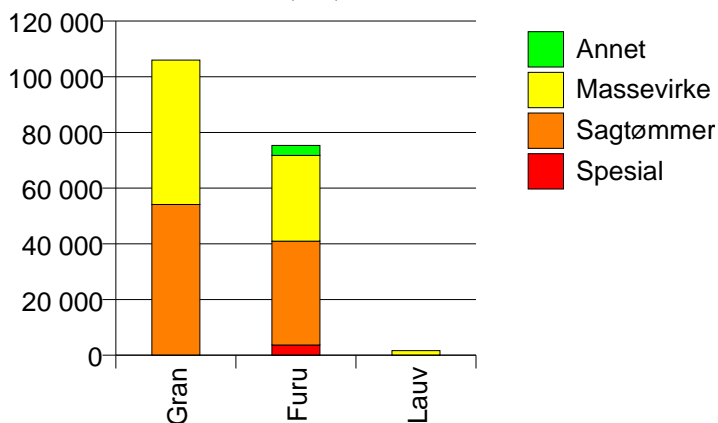


## 428 TRYSIL

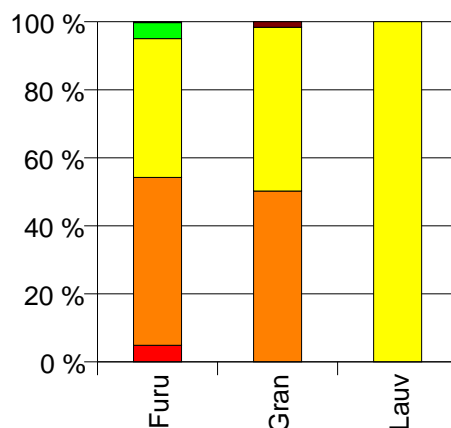
Volum 2008 (kbm)

	Spesial	Sagtømmer	Massevirke	Annet	Vrak	Sum:
Furu	3 676	37 286	30 807	3 556	182	75 507
Gran	0	54 126	51 880		1 735	107 741
Lauv			1 644			1 644
Sum:	3 676	91 412	84 331	3 556	1 917	184 892

Volum (kbm)



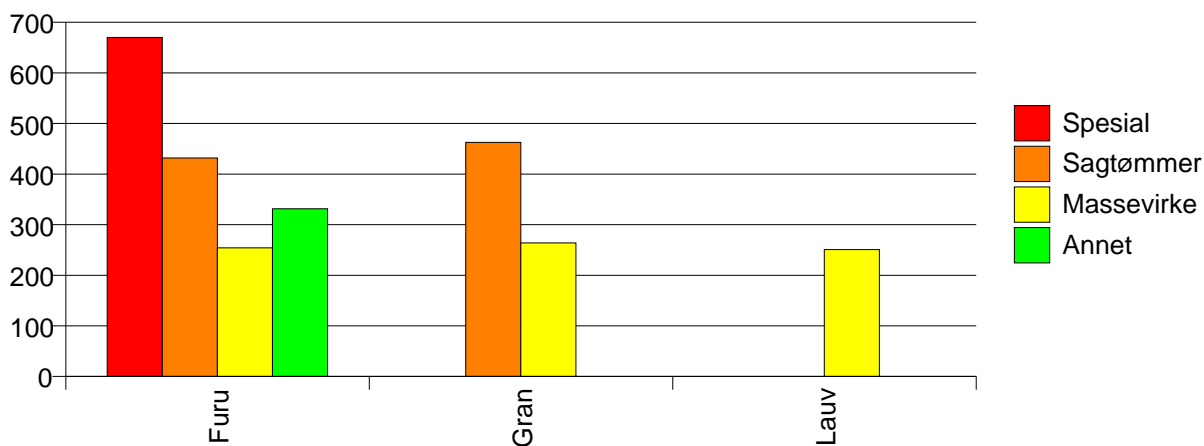
Volum (prosentfordelt)



Gjennomsnittspris 2008 (kr/kbm)

	Spesial	Sagtømmer	Massevirke	Annet	Vrak	Snitt
Furu	670	432	254	331	0	365
Gran	#DIV/0	463	264		0	360
Lauv			251			251
Snitt	670	450	260	331	0	361

Gjennomsnittspris (kr/kbm)

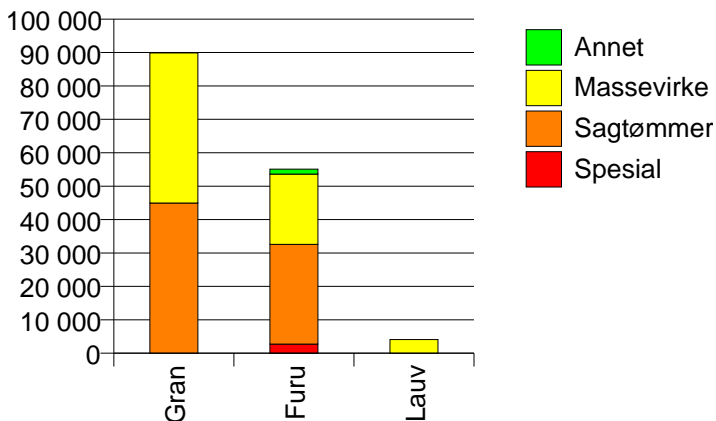


# 429 ÅMOT

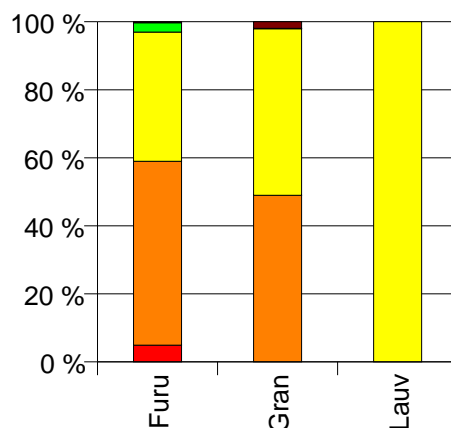
## Volum 2008 (kbm)

	Spesial	Sagtømmer	Massevirke	Annet	Vrak	Sum:
Furu	2 718	29 875	21 005	1 509	168	55 275
Gran		44 956	44 965	99	1 792	91 812
Lauv			4 077			4 077
Sum:	2 718	74 831	70 047	1 608	1 960	151 164

Volum (kbm)



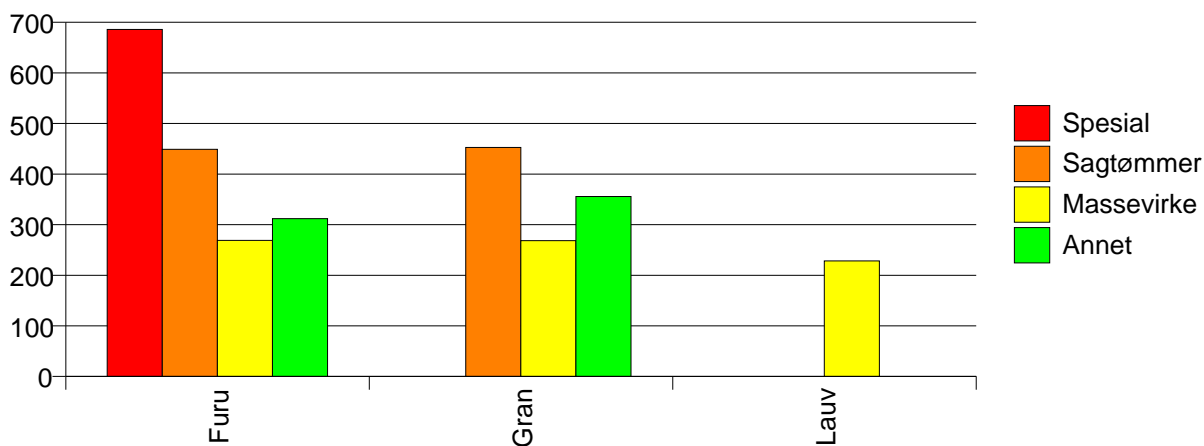
Volum (prosentfordelt)



## Gjennomsnittspris 2008 (kr/kbm)

	Spesial	Sagtømmer	Massevirke	Annet	Vrak	Snitt
Furu	686	449	269	312	0	387
Gran		453	268	356	0	353
Lauv			228			228
Snitt	686	451	266	315	0	362

Gjennomsnittspris (kr/kbm)



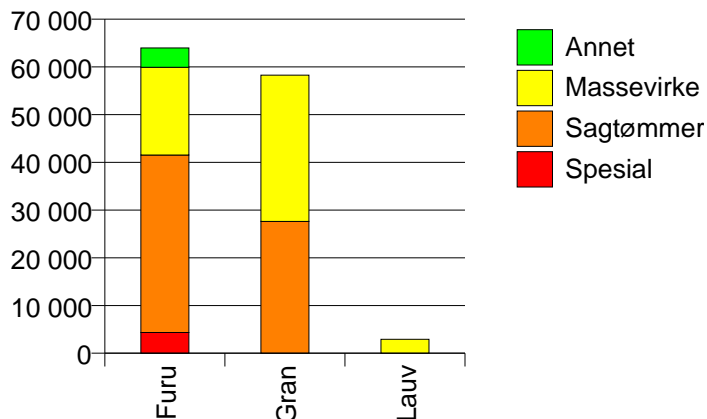


## 430 STOR-ELVDAL

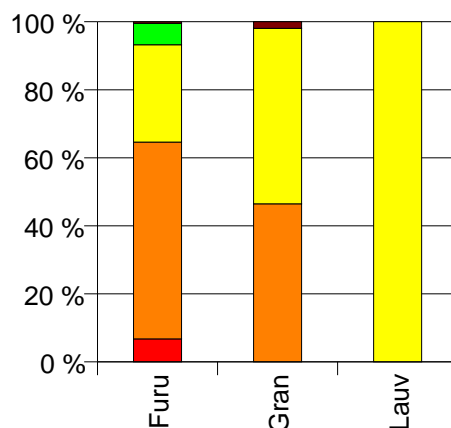
Volum 2008 (kbm)

	Spesial	Sagtømmer	Massevirke	Annet	Vrak	Sum:
Furu	4 351	37 164	18 385	4 045	305	64 250
Gran	15	27 597	30 643		1 141	59 396
Lauv			2 931			2 931
Sum:	4 366	64 761	51 959	4 045	1 446	126 577

Volum (kbm)



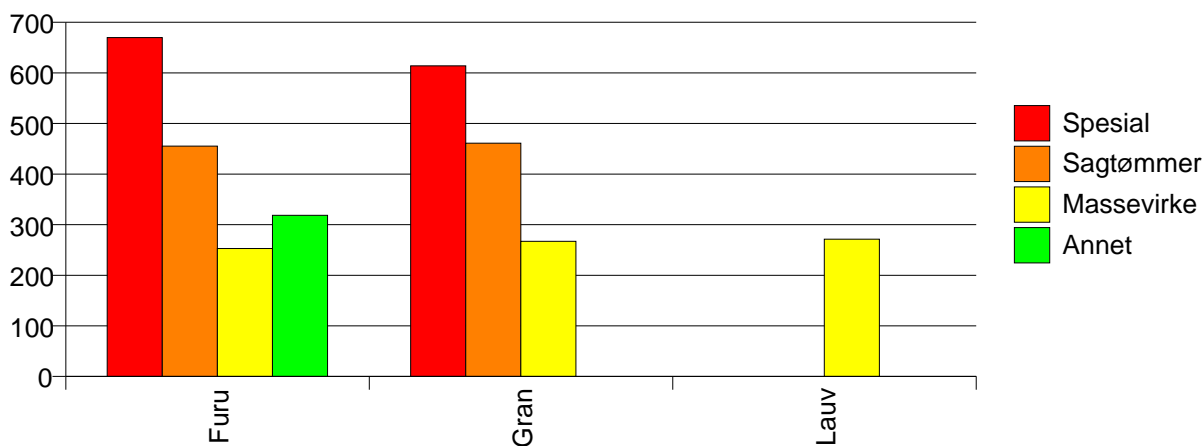
Volum (prosentfordelt)



Gjennomsnittspris 2008 (kr/kbm)

	Spesial	Sagtømmer	Massevirke	Annet	Vrak	Snitt
Furu	670	455	253	319	0	401
Gran	614	461	267		0	352
Lauv			271			271
Snitt	670	458	262	319	0	375

Gjennomsnittspris (kr/kbm)

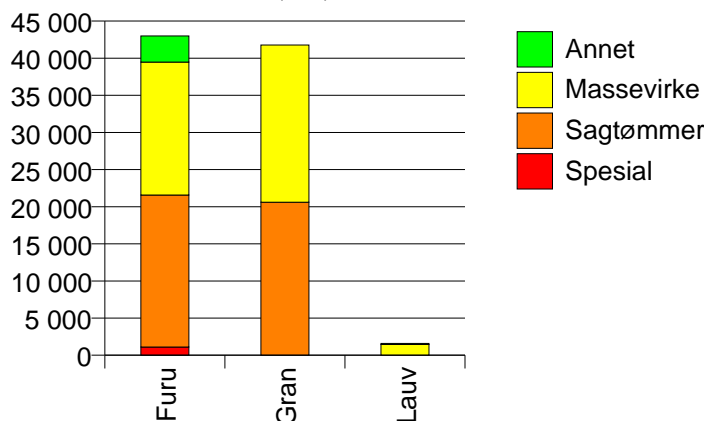


## 432 RENDALEN

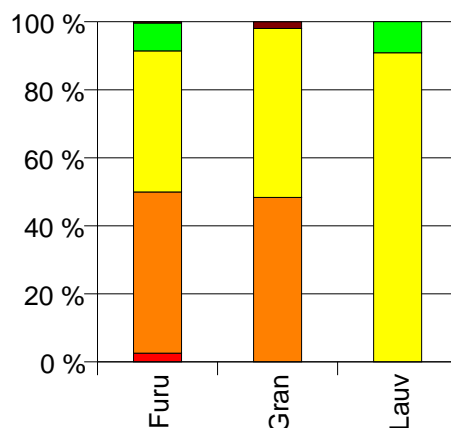
Volum 2008 (kbm)

	Spesial	Sagtømmer	Massevirke	Annet	Vrak	Sum:
Furu	1 111	20 457	17 905	3 530	159	43 162
Gran		20 613	21 161		847	42 621
Lauv			1 443	145		1 588
Sum:	1 111	41 070	40 509	3 675	1 006	87 371

Volum (kbm)



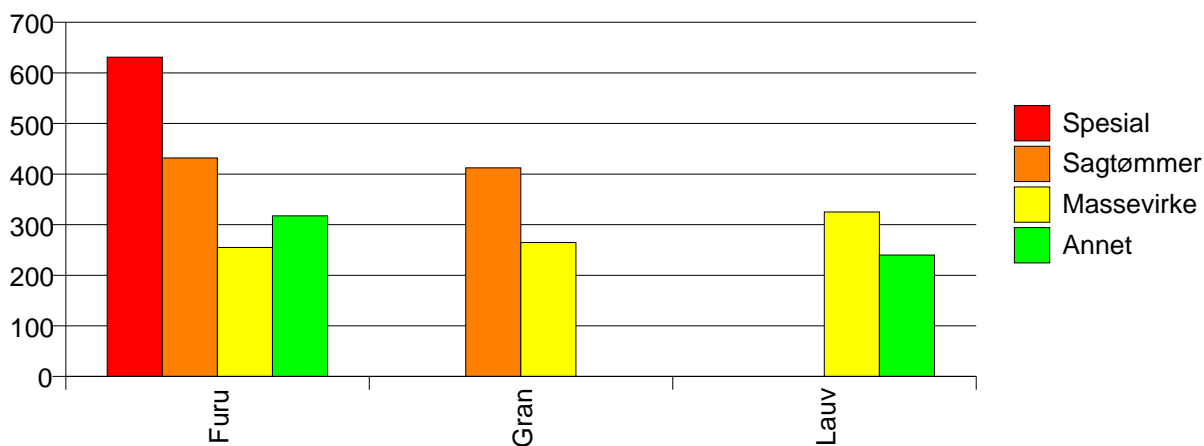
Volum (prosentfordelt)



Gjennomsnittspris 2008 (kr/kbm)

	Spesial	Sagtømmer	Massevirke	Annet	Vrak	Snitt
Furu	631	432	255	317	0	353
Gran		412	265		0	331
Lauv			325	240		317
Snitt	631	422	262	314	0	341

Gjennomsnittspris (kr/kbm)

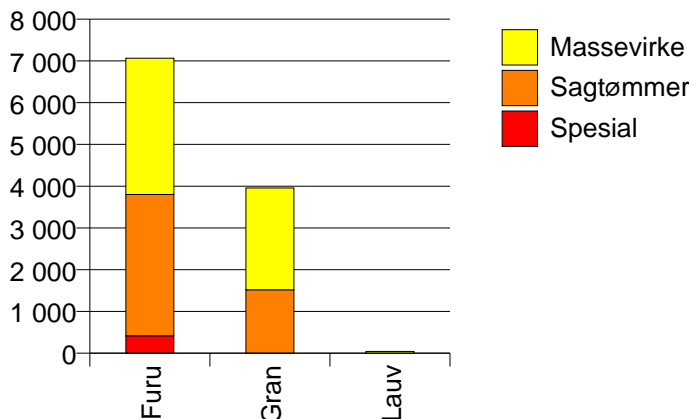


## 434 ENGERDAL

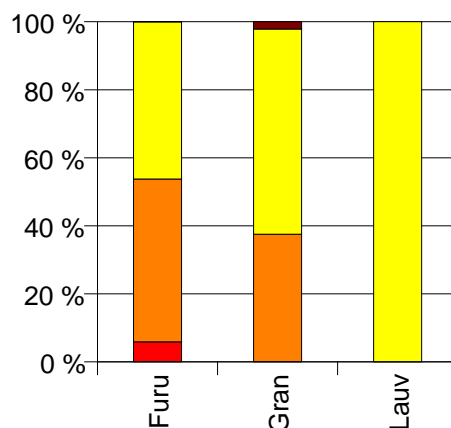
Volum 2008 (kbm)

	Spesial	Sagtømmer	Massevirke	Vrak	Sum:
Furu	418	3 381	3 264	2	7 065
Gran		1 518	2 440	87	4 045
Lauv			43		43
Sum:	418	4 899	5 747	89	11 153

Volum (kbm)



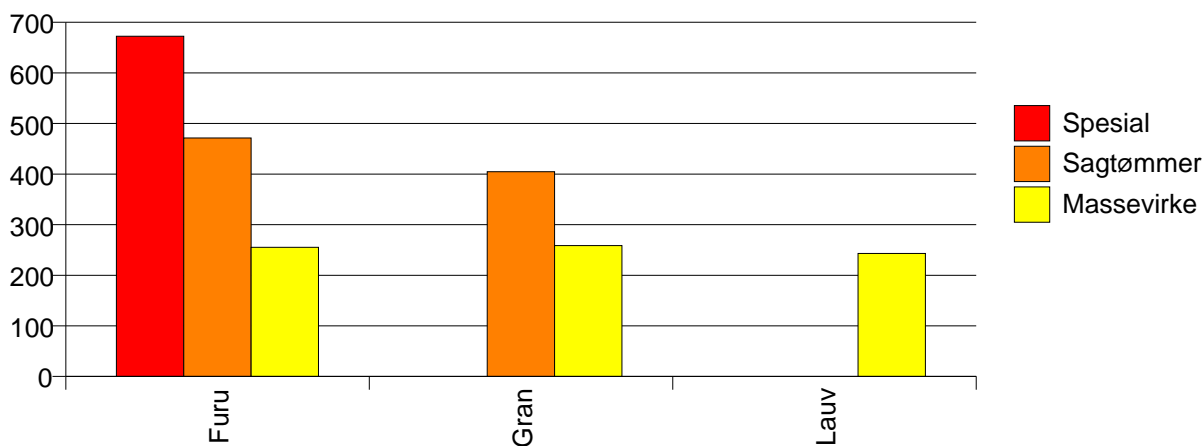
Volum (prosentfordelt)



Gjennomsnittspris 2008 (kr/kbm)

	Spesial	Sagtømmer	Massevirke	Vrak	Snitt
Furu	672	471	255	0	383
Gran		405	259	0	308
Lauv			243		243
Snitt	672	451	257	0	355

Gjennomsnittspris (kr/kbm)

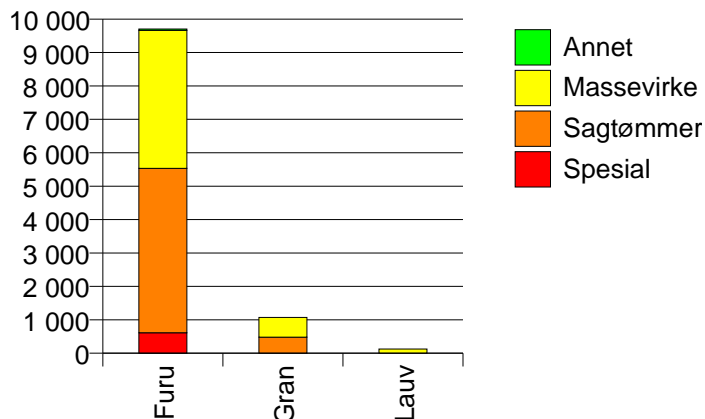


## 436 TOLGA

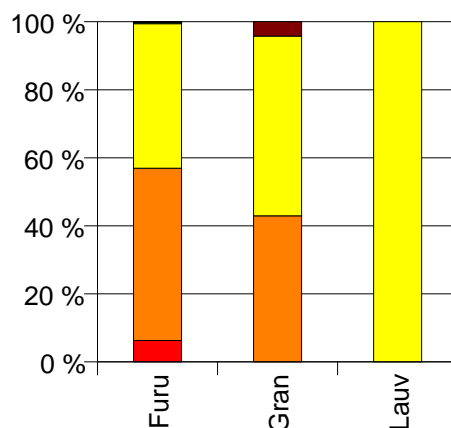
Volum 2008 (kbm)

	Spesial	Sagtømmer	Massevirke	Annet	Vrak	Sum:
Furu	613	4 920	4 128	41	15	9 717
Gran		480	591		47	1 118
Lauv			125			125
Sum:	613	5 400	4 844	41	62	10 960

Volum (kbm)



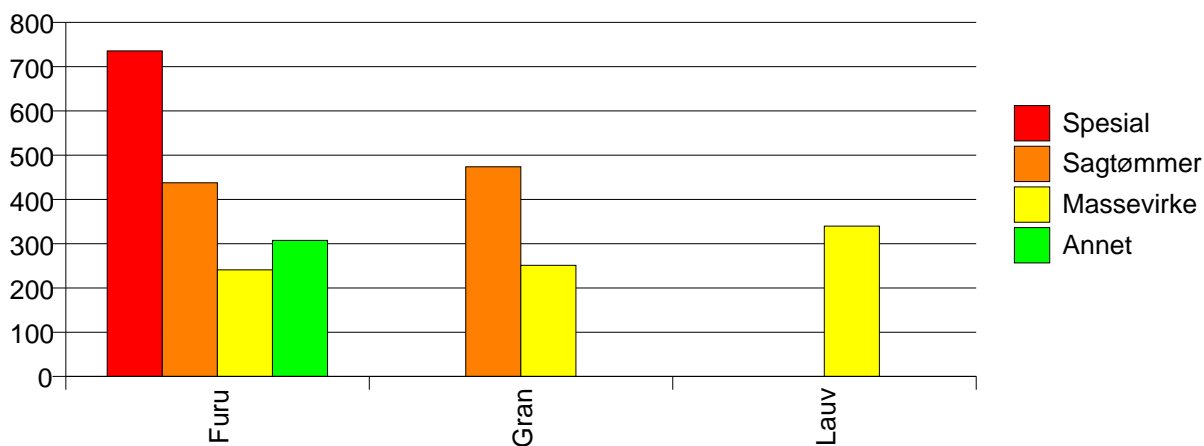
Volum (prosentfordelt)



Gjennomsnittspris 2008 (kr/kbm)

	Spesial	Sagtømmer	Massevirke	Annet	Vrak	Snitt
Furu	736	438	241	307	0	372
Gran		474	251		0	336
Lauv			340			340
Snitt	736	441	245	307	0	368

Gjennomsnittspris (kr/kbm)

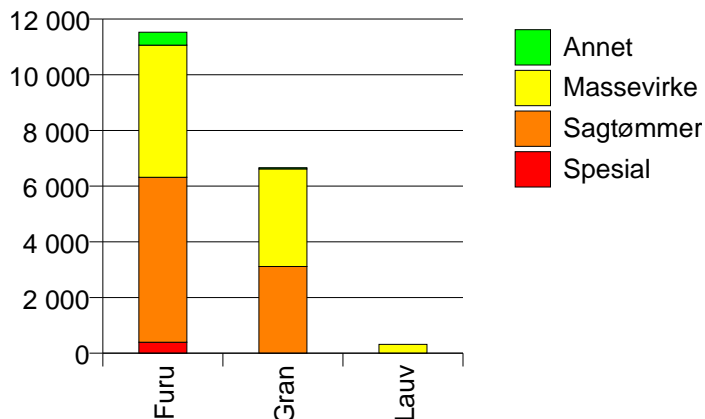


## 437 TYNSET

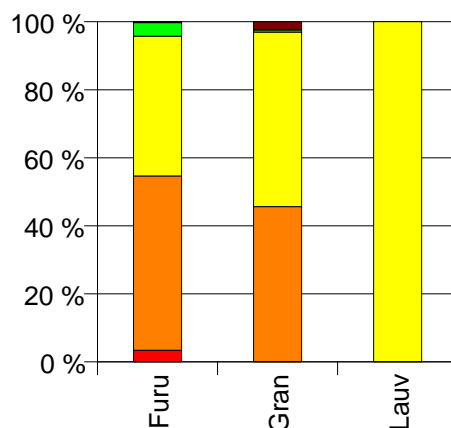
Volum 2008 (kbm)

	Spesial	Sagtømmer	Massevirke	Annet	Vrak	Sum:
Furu	397	5 920	4 747	463	29	11 556
Gran		3 117	3 503	43	165	6 828
Lauv			320			320
Sum:	397	9 037	8 570	506	194	18 704

Volum (kbm)



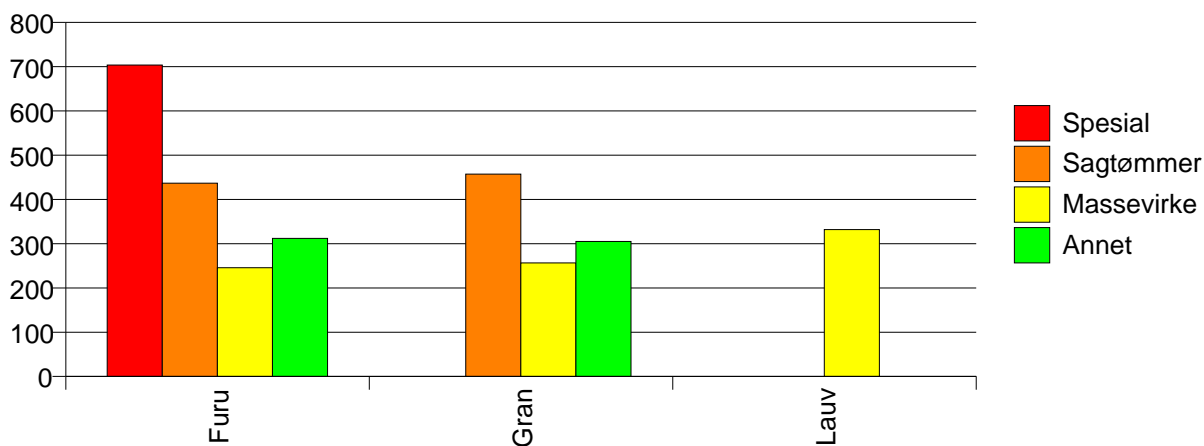
Volum (prosentfordelt)



Gjennomsnittspris 2008 (kr/kbm)

	Spesial	Sagtømmer	Massevirke	Annet	Vrak	Snitt
Furu	703	436	246	312	0	361
Gran		457	257	305	0	342
Lauv			332			332
Snitt	703	444	253	311	0	354

Gjennomsnittspris (kr/kbm)

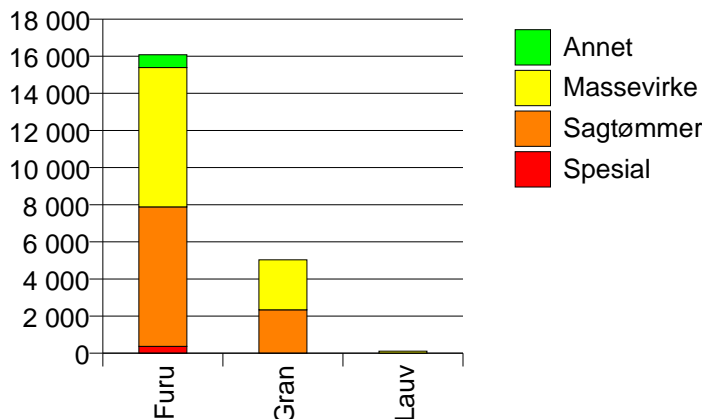


## 438 ALVDAL

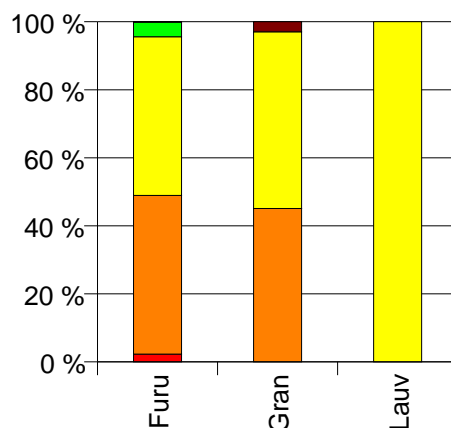
### Volum 2008 (kbm)

	Spesial	Sagtømmer	Massevirke	Annet	Vrak	Sum:
Furu	372	7 510	7 510	690	17	16 099
Gran		2 337	2 691		153	5 181
Lauv			109			109
Sum:	372	9 847	10 310	690	170	21 389

Volum (kbm)



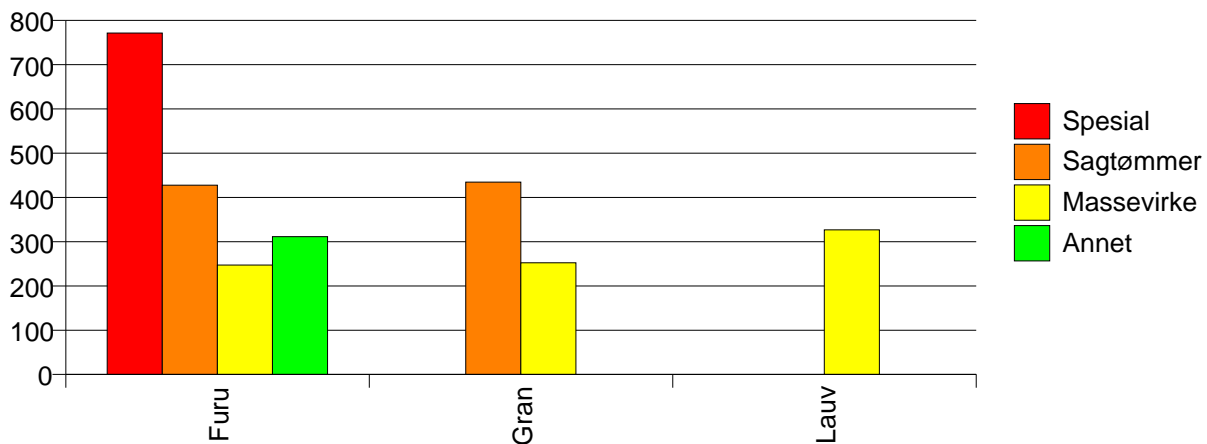
Volum (prosentfordelt)



### Gjennomsnittspris 2008 (kr/kbm)

	Spesial	Sagtømmer	Massevirke	Annet	Vrak	Snitt
Furu	771	428	247	311	0	346
Gran		434	252		0	327
Lauv			327			327
Snitt	771	429	249	311	0	341

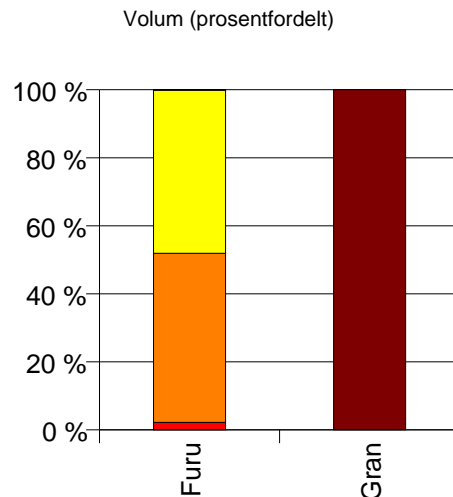
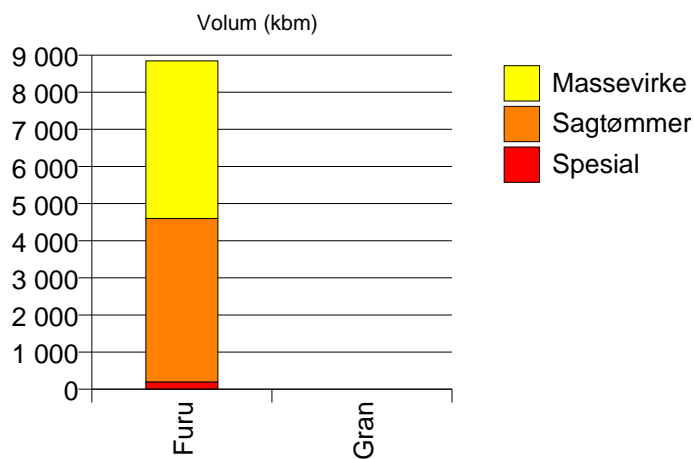
Gjennomsnittspris (kr/kbm)



## 439 FOLLDAL

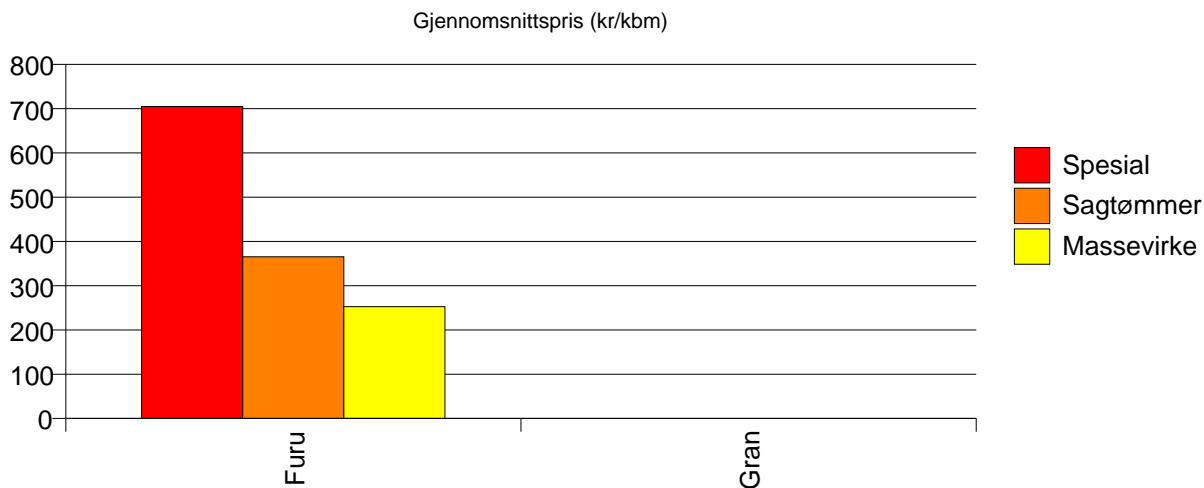
### Volum 2008 (kbm)

	Spesial	Sagtømmer	Massevirke	Vrak	Sum:
Furu	195	4 404	4 246	10	8 855
Gran		0		96	96
Sum:	195	4 404	4 246	106	8 951



### Gjennomsnittspris 2008 (kr/kbm)

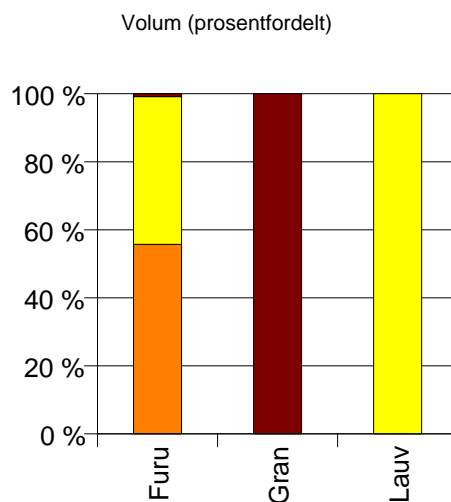
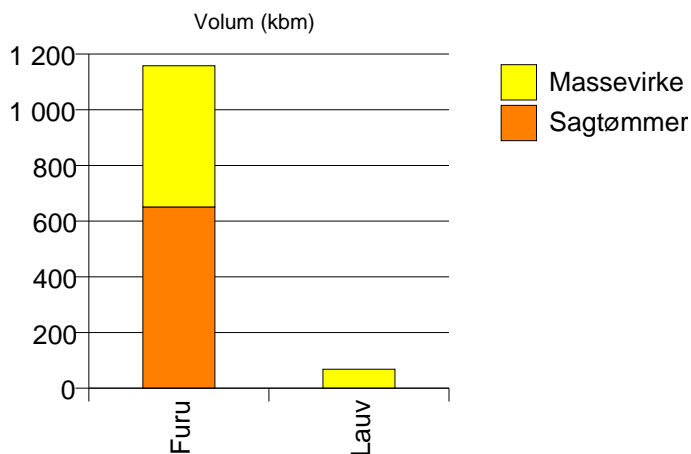
	Spesial	Sagtømmer	Massevirke	Vrak	Snitt
Furu	705	365	252	0	318
Gran		#DIV/0		0	2
Snitt	705	365	252	0	315



## 441 OS

### Volum 2008 (kbm)

	Sagtømmer	Massevirke	Vrak	Sum:
Furu	651	507	10	1 168
Gran			2	2
Lauv		68		68
Sum:	651	575	12	1 238



### Gjennomsnittspris 2008 (kr/kbm)

	Sagtømmer	Massevirke	Vrak	Snitt
Furu	398	239	0	326
Gran			0	0
Lauv		339		339
Snitt	398	251	0	326

