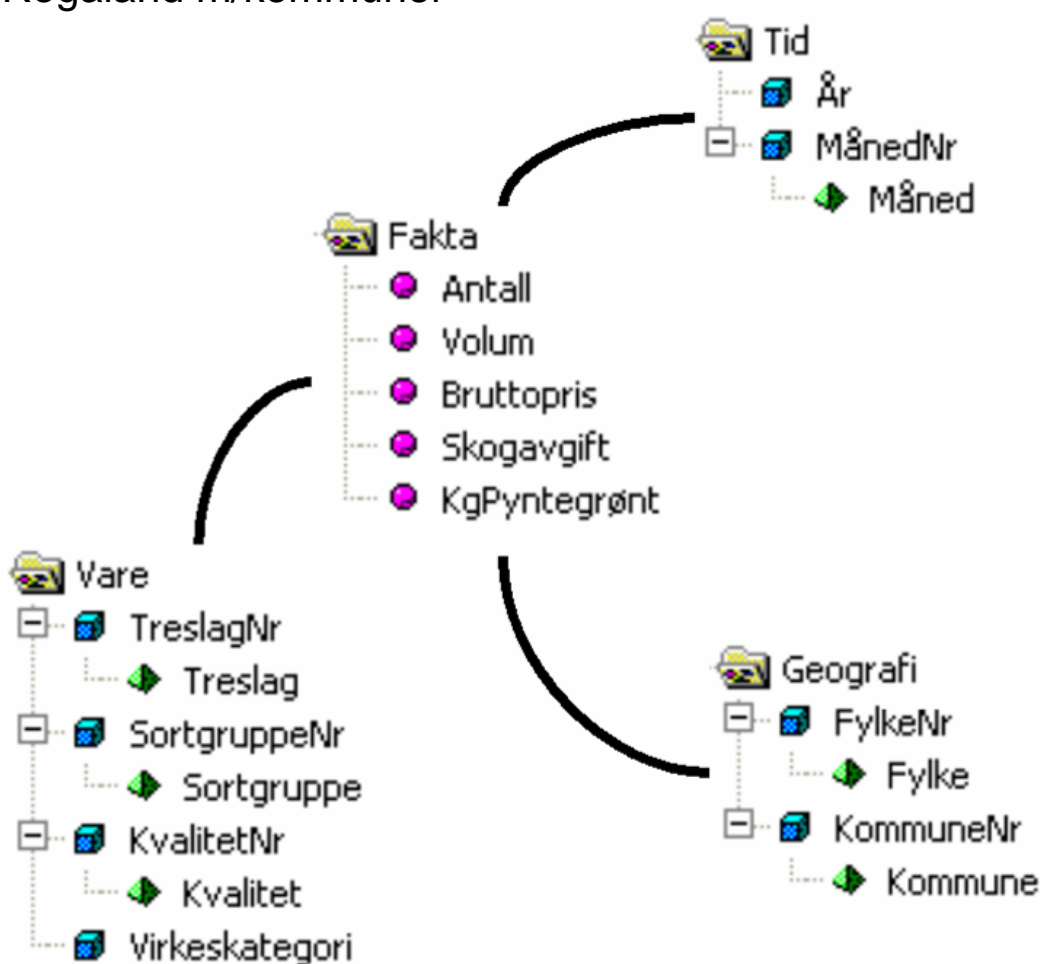


Virkestatistikk fra SKOG-DATA AS

Rogaland m/kommuner



Dataene i rapporten er hentet fra databasen som inneholder virkesdata med tilhørende innbetalinger av skogavgift. Rapporten er laget med Business Objects, som er sluttbrukerverktøyet i Skog-Data sine nye datavarehus-løsninger. Business Objects er ett meget sterkt rapportverktøy som kan presentere store mengder data effektivt.

Rapportene kan lastes ned fra www.skogdata.no/statistikk

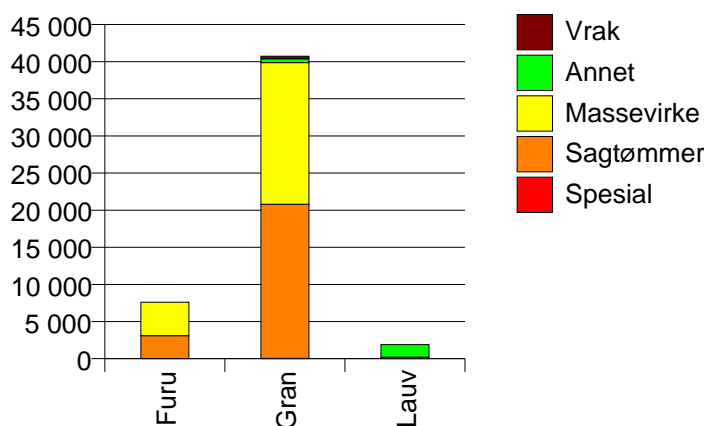
For mer informasjon, kontakt: tabh@skogdata.no

Rogaland

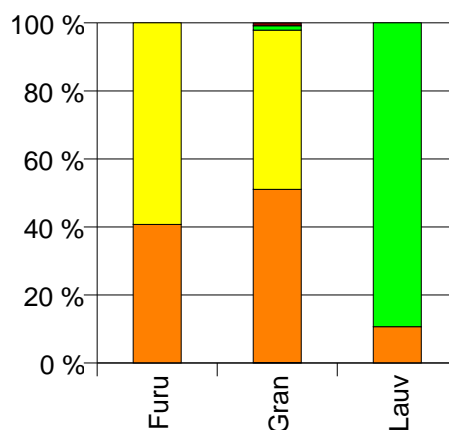
Volum 2007

| | Spesial | Sagtømmer | Massevirke | Annet | Vrak | Sum: |
|------|---------|-----------|------------|-------|------|--------|
| Furu | 1 | 3 098 | 4 506 | | | 7 605 |
| Gran | 52 | 20 749 | 19 073 | 517 | 348 | 40 739 |
| Lauv | | 203 | 0 | 1 695 | | 1 898 |
| Sum: | 53 | 24 050 | 23 579 | 2 212 | 348 | 50 242 |

Volum (kbm)



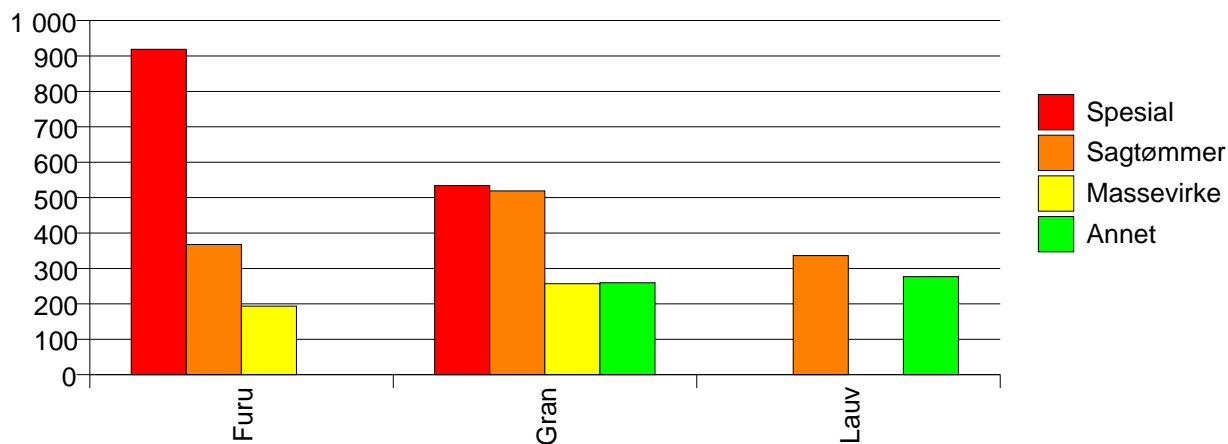
Volum (prosentfordelt)



Gjennomsnittspris 2007 (kr/kbm)

| | Spesial | Sagtømmer | Massevirke | Annet | Vrak | Snitt: |
|--------|---------|-----------|------------|-------|------|--------|
| Furu | 919 | 368 | 194 | | | 265 |
| Gran | 534 | 519 | 257 | 260 | 0 | 389 |
| Lauv | | 336 | #DIV/0 | 277 | | 289 |
| Snitt: | 541 | 498 | 245 | 273 | 0 | 366 |

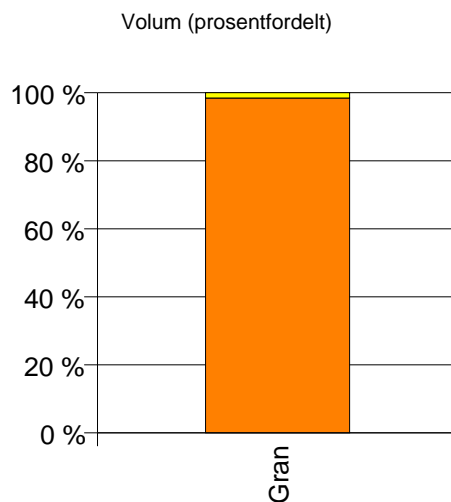
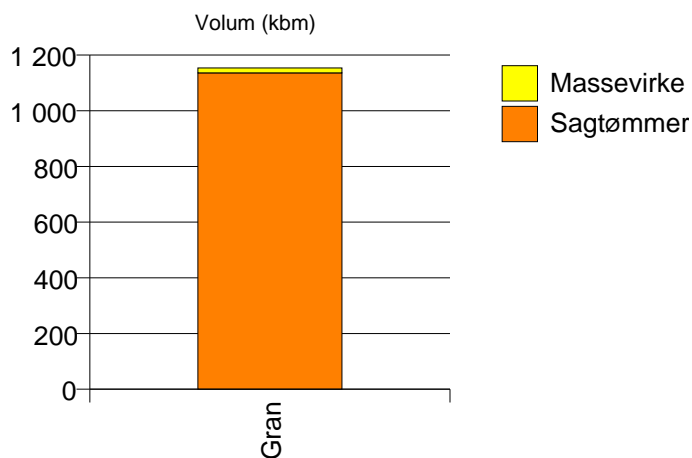
Gjennomsnittspris (kr/kbm)



1114 BJERKREIM

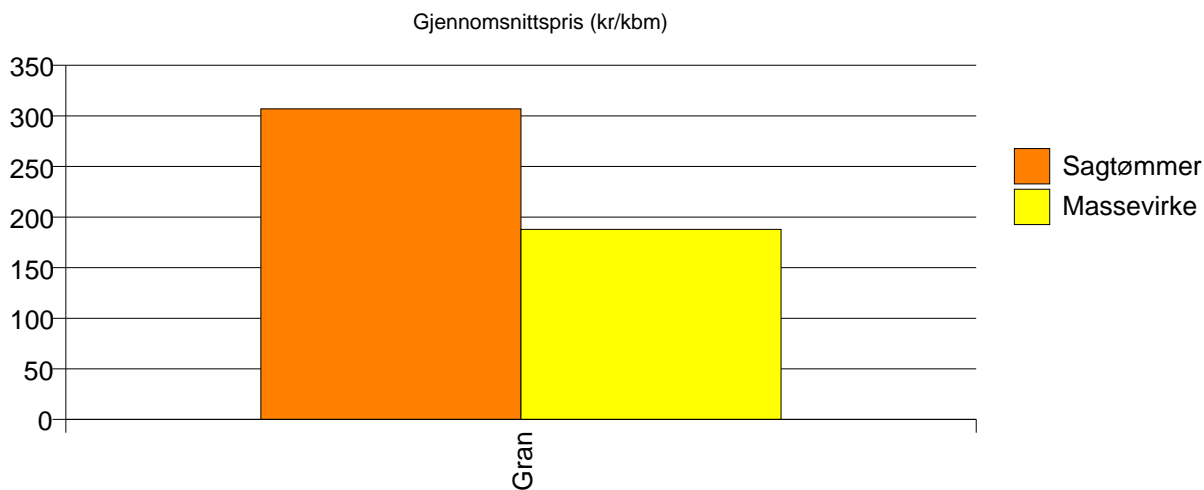
Volum 2007 (kbm)

| | Sagtømmer | Massevirke | Sum: |
|------|-----------|------------|-------|
| Gran | 1 136 | 18 | 1 154 |
| Sum: | 1 136 | 18 | 1 154 |



Gjennomsnittspris 2007 (kr/kbm)

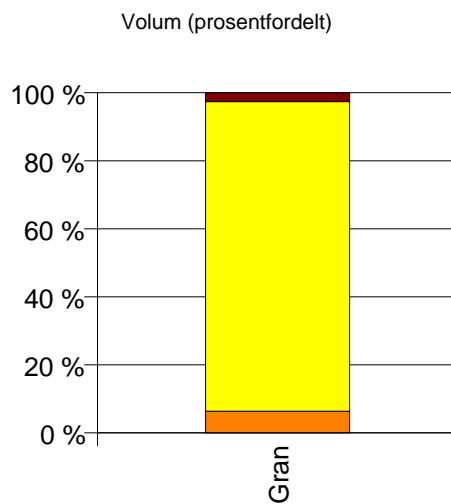
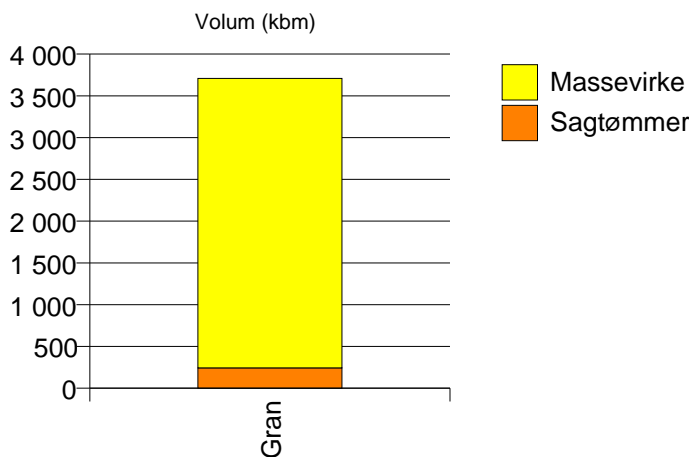
| | | | |
|-------|-----|-----|-----|
| Gran | 307 | 188 | 305 |
| Snitt | 307 | 188 | 305 |



1106 HAUGESUND

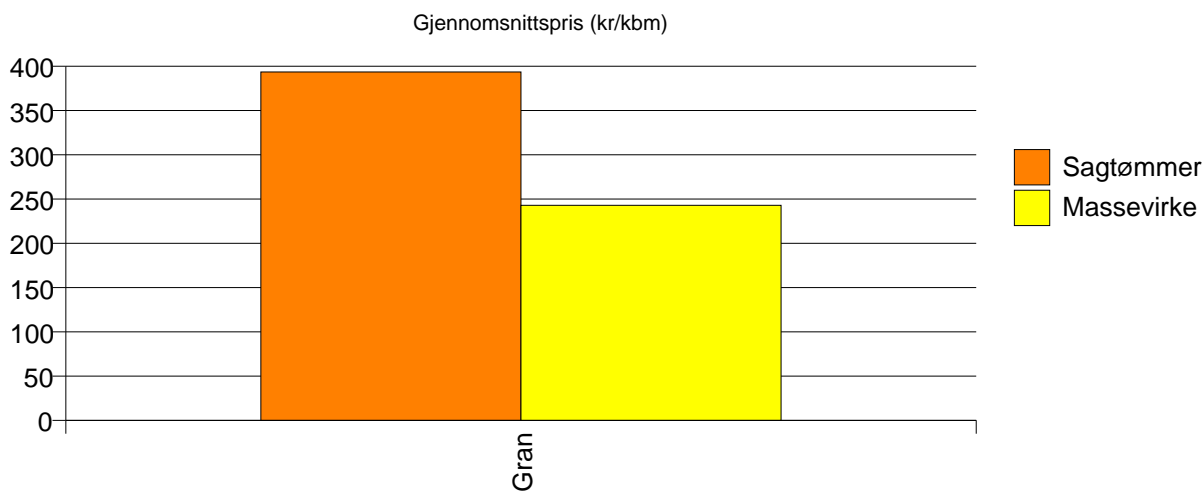
Volum 2007 (kbm)

| | Sagtømmer | Massevirke | Vrak | Sum: |
|------|-----------|------------|------|-------|
| Gran | 243 | 3 466 | 100 | 3 809 |
| Sum: | 243 | 3 466 | 100 | 3 809 |



Gjennomsnittspris 2007 (kr/kbm)

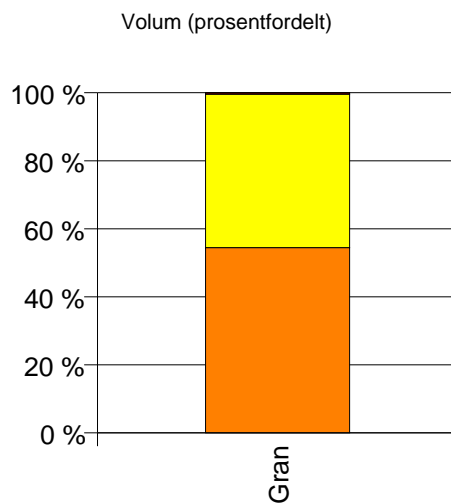
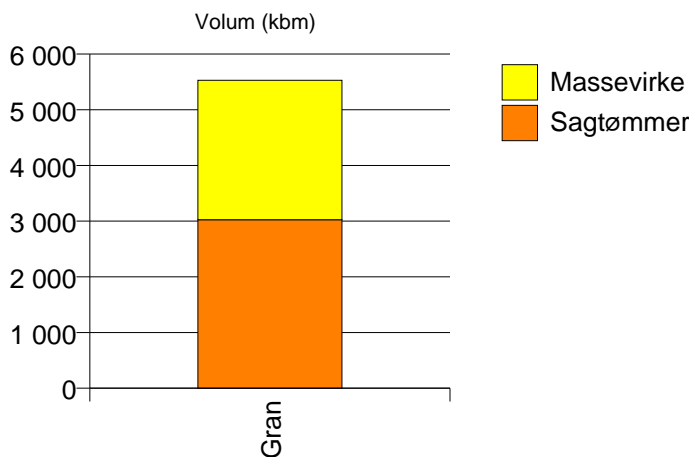
| | | | | |
|-------|-----|-----|---|-----|
| Gran | 394 | 243 | 0 | 246 |
| Snitt | 394 | 243 | 0 | 246 |



1121 TIME

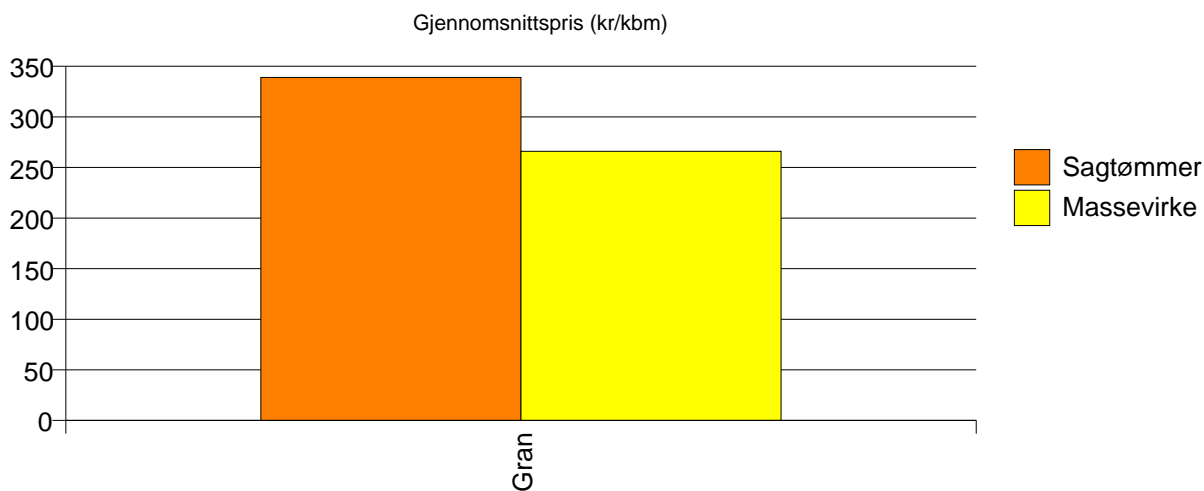
Volum 2007 (kbm)

| | Sagtømmer | Massevirke | Vrak | Sum: |
|------|-----------|------------|------|-------|
| Gran | 3 025 | 2 505 | 23 | 5 553 |
| Sum: | 3 025 | 2 505 | 23 | 5 553 |



Gjennomsnittspris 2007 (kr/kbm)

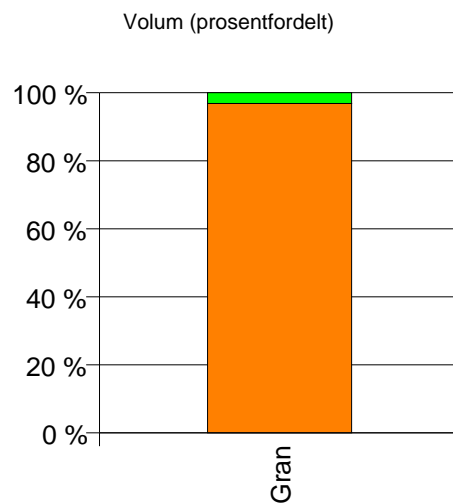
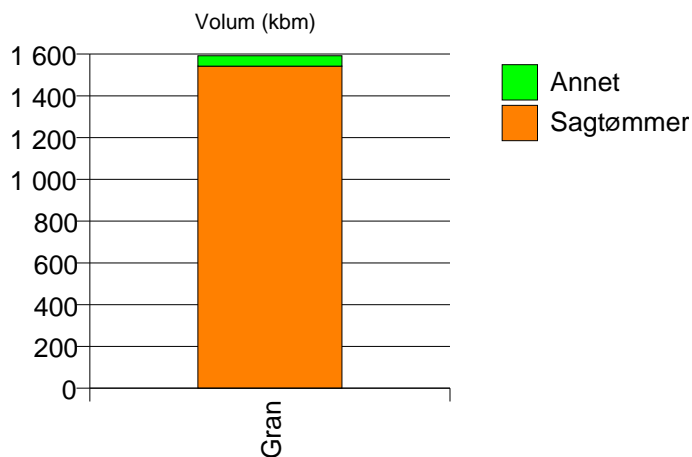
| | | | | |
|-------|-----|-----|---|-----|
| Gran | 339 | 266 | 0 | 305 |
| Snitt | 339 | 266 | 0 | 305 |



1101 EIGERSUND

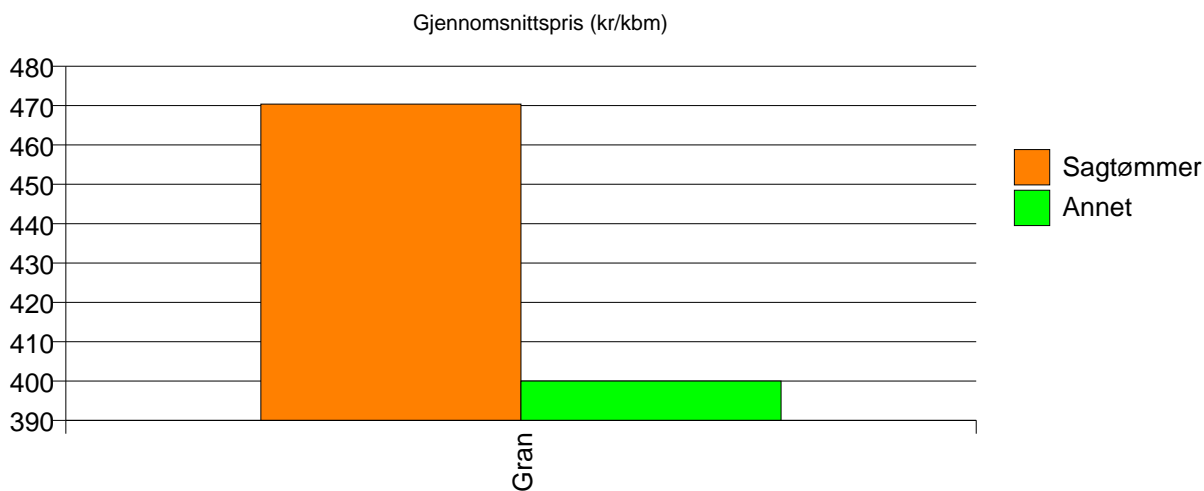
Volum 2007 (kbm)

| | Sagtømmer | Annet | Sum: |
|------|-----------|-------|-------|
| Gran | 1 542 | 50 | 1 592 |
| Sum: | 1 542 | 50 | 1 592 |



Gjennomsnittspris 2007 (kr/kbm)

| | | | |
|-------|-----|-----|-----|
| Gran | 470 | 400 | 468 |
| Snitt | 470 | 400 | 468 |



1111 SOKNDAL

Volum 2007 (kbm)

Sum:

Sum:

Volum (kbm)

Volum (prosentfordelt)

Snitt

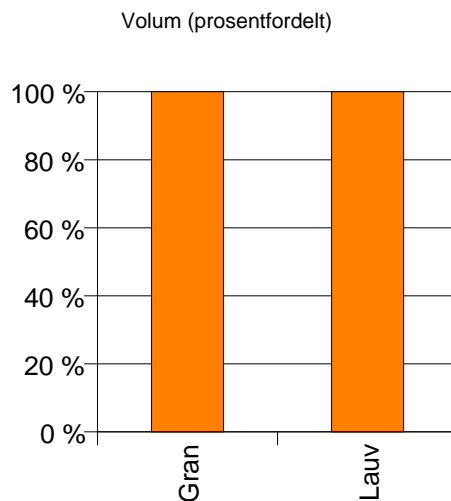
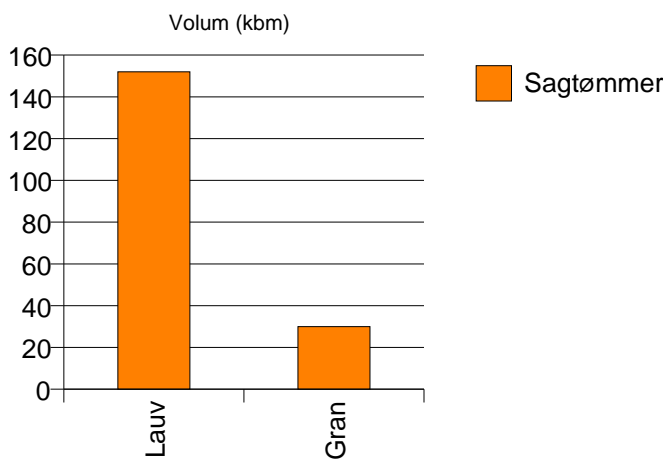
Gjennomsnittspris 2007 (kr/kbm)

Gjennomsnittspris (kr/kbm)

1112 LUND

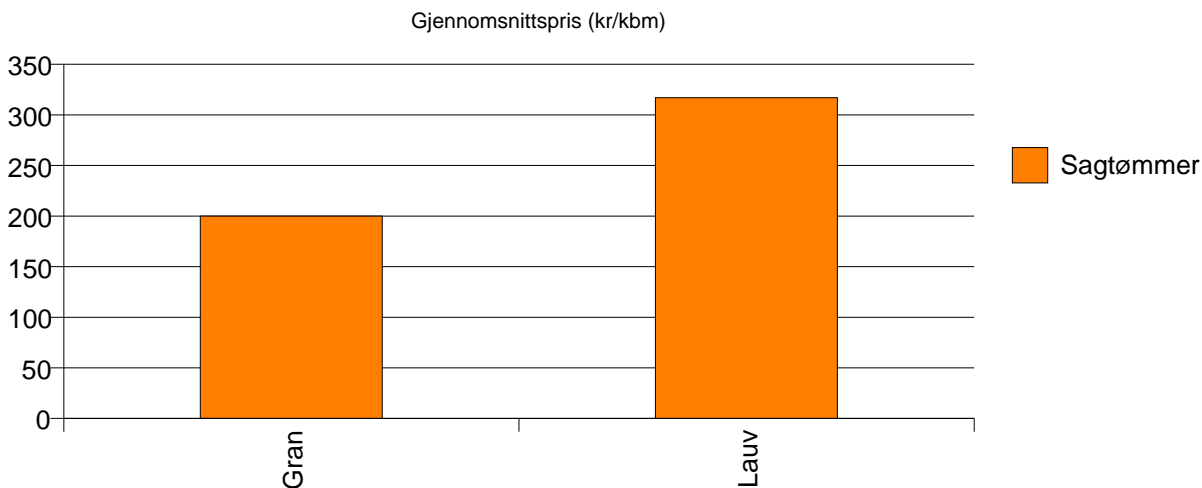
Volum 2007 (kbm)

| | Sagtømmer | Sum: |
|------|-----------|------|
| Gran | 30 | 30 |
| Lauv | 152 | 152 |
| Sum: | 182 | 182 |



Gjennomsnittspris 2007 (kr/kbm)

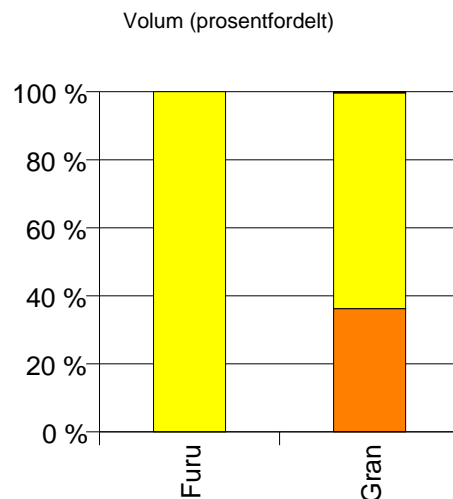
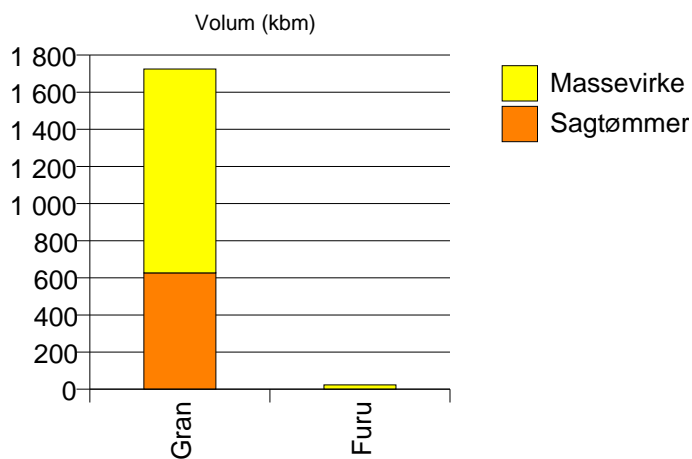
| | Sagtømmer | Snitt |
|-------|-----------|-------|
| Gran | 200 | 200 |
| Lauv | 317 | 317 |
| Snitt | 298 | 298 |



1119 HÅ

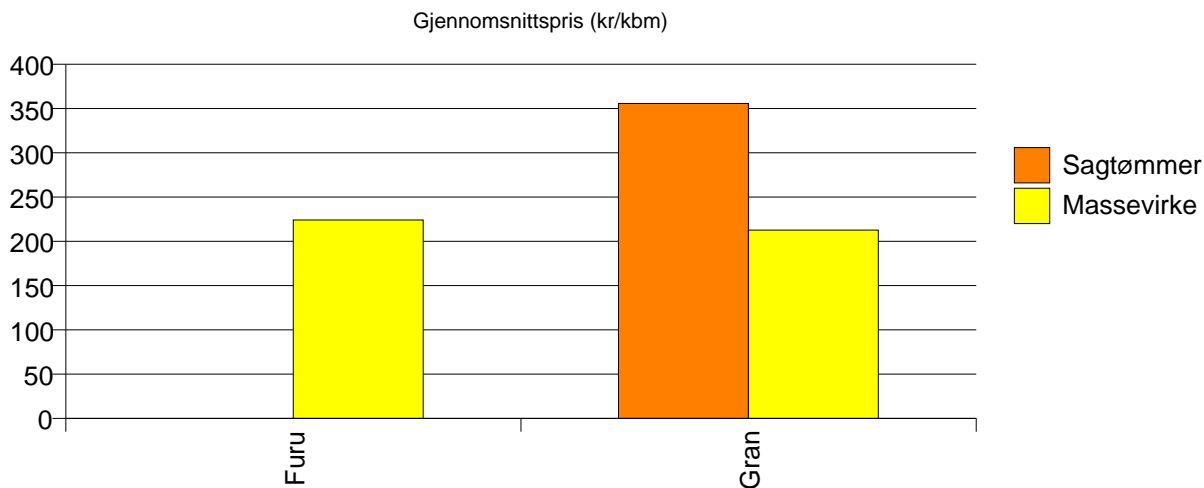
Volum 2007 (kbm)

| | Sagtømmer | Massevirke | Vrak | Sum: |
|------|-----------|------------|------|-------|
| Furu | | 23 | | 23 |
| Gran | 627 | 1 098 | 6 | 1 731 |
| Sum: | 627 | 1 121 | 6 | 1 754 |



Gjennomsnittspris 2007 (kr/kbm)

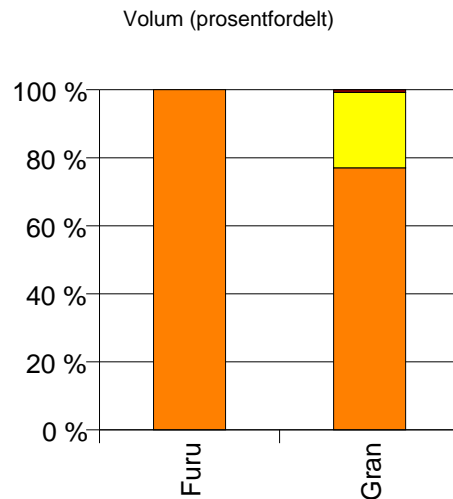
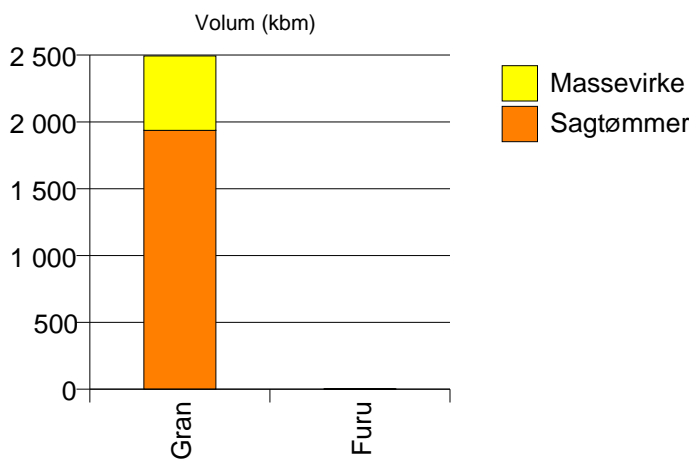
| | Sagtømmer | Massevirke | Vrak | Snitt |
|-------|-----------|------------|------|-------|
| Furu | | 224 | | 224 |
| Gran | 356 | 213 | 0 | 264 |
| Snitt | 356 | 213 | 0 | 263 |



1130 STRAND

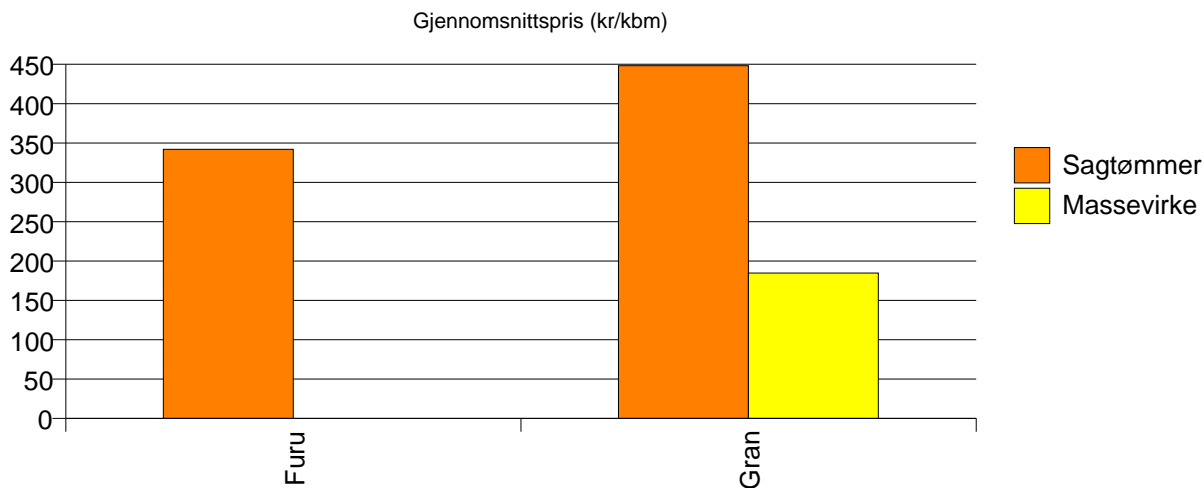
Volum 2007 (kbm)

| | Sagtømmer | Massevirke | Vrak | Sum: |
|------|-----------|------------|------|-------|
| Furu | 2 | | | 2 |
| Gran | 1 937 | 557 | 20 | 2 514 |
| Sum: | 1 939 | 557 | 20 | 2 516 |



Gjennomsnittspris 2007 (kr/kbm)

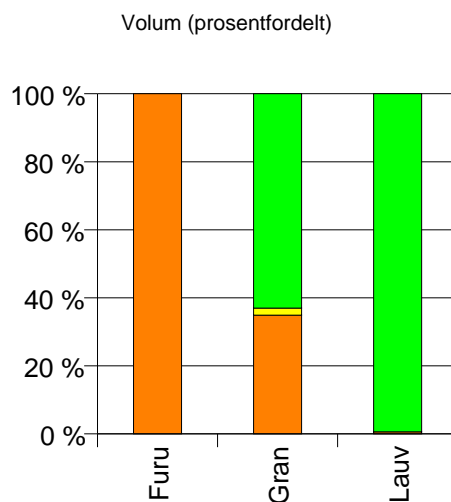
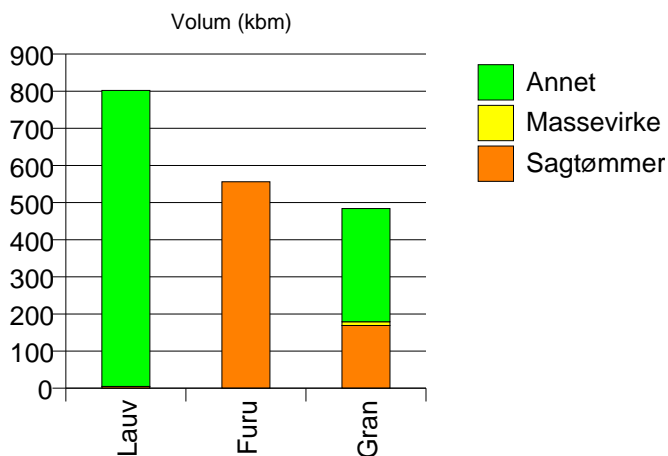
| | Sagtømmer | Massevirke | Vrak | Snitt |
|-------|-----------|------------|------|-------|
| Furu | 342 | | | 342 |
| Gran | 448 | 185 | 0 | 386 |
| Snitt | 448 | 185 | 0 | 386 |



1133 HJELMELAND

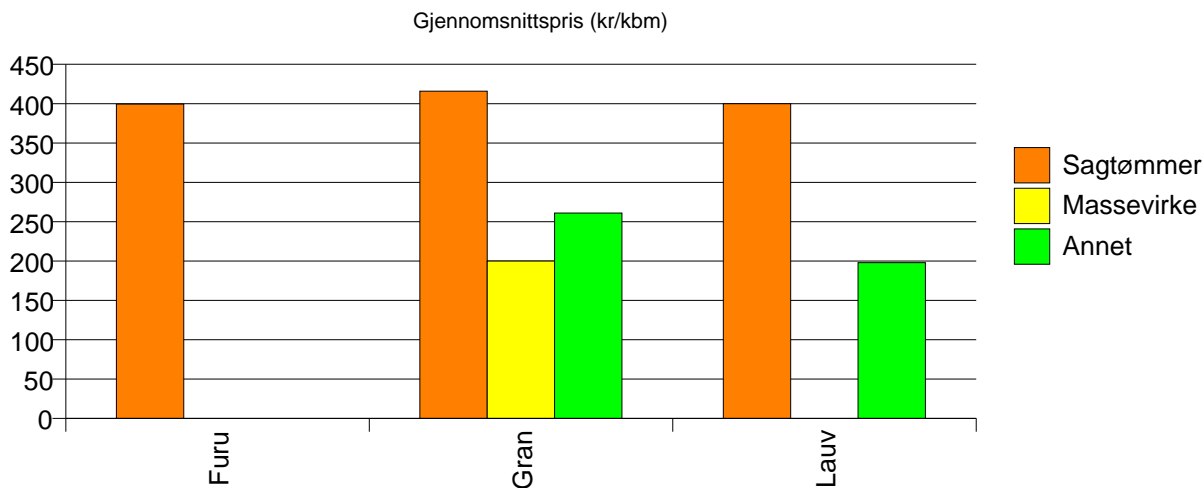
Volum 2007 (kbm)

| | Sagtømmer | Massevirke | Annet | Sum: |
|------|-----------|------------|-------|-------|
| Furu | 556 | | | 556 |
| Gran | 169 | 10 | 305 | 484 |
| Lauv | 5 | | 797 | 802 |
| Sum: | 730 | 10 | 1 102 | 1 842 |



Gjennomsnittspris 2007 (kr/kbm)

| | Sagtømmer | Massevirke | Annet | Snitt |
|-------|-----------|------------|-------|-------|
| Furu | 399 | | | 399 |
| Gran | 416 | 200 | 261 | 314 |
| Lauv | 400 | | 198 | 199 |
| Snitt | 403 | 200 | 215 | 290 |

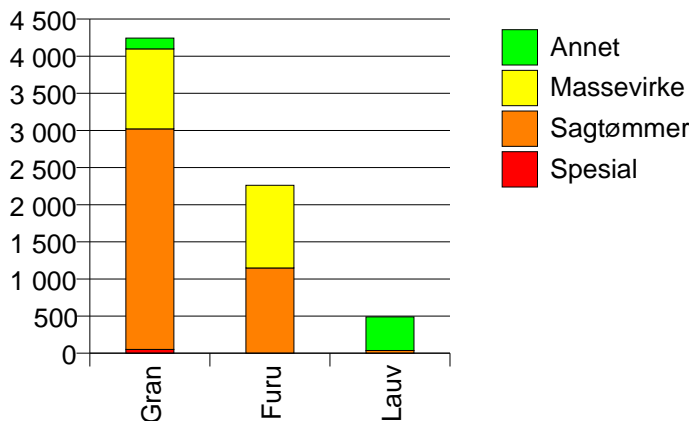


1134 SULDAL

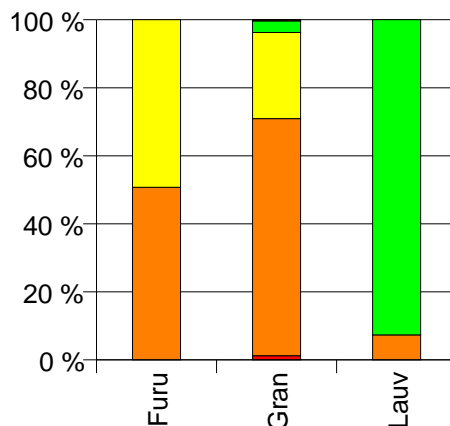
Volum 2007 (kbm)

| | Spesial | Sagtømmer | Massevirke | Annet | Vrak | Sum: |
|------|---------|-----------|------------|-------|------|-------|
| Furu | | 1 148 | 1 114 | | | 2 262 |
| Gran | 52 | 2 969 | 1 078 | 145 | 14 | 4 258 |
| Lauv | | 36 | | 453 | | 489 |
| Sum: | 52 | 4 153 | 2 192 | 598 | 14 | 7 009 |

Volum (kbm)



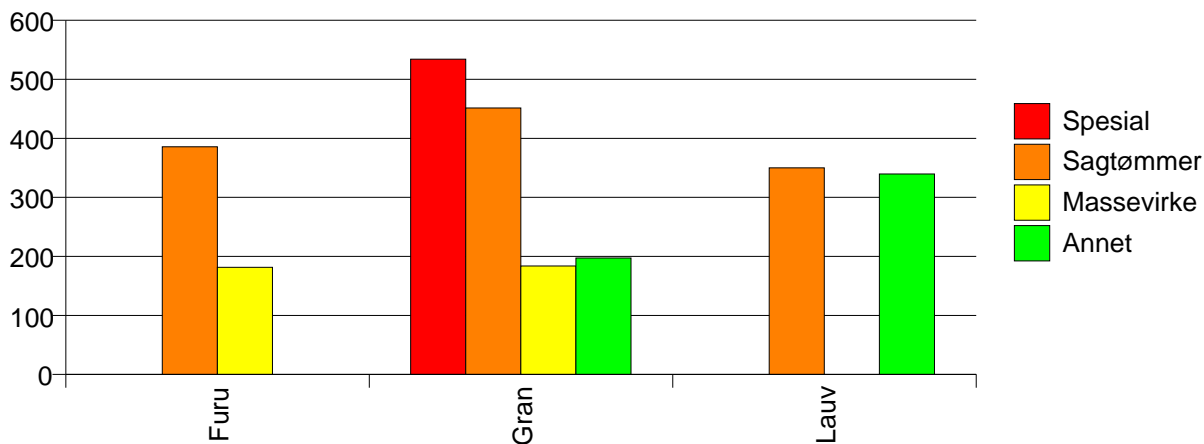
Volum (prosentfordelt)



Gjennomsnittspris 2007 (kr/kbm)

| | Spesial | Sagtømmer | Massevirke | Annet | Vrak | Snitt |
|-------|---------|-----------|------------|-------|------|-------|
| Furu | | 386 | 182 | | | 285 |
| Gran | 534 | 451 | 184 | 197 | 0 | 374 |
| Lauv | | 350 | | 340 | | 340 |
| Snitt | 534 | 432 | 183 | 305 | 0 | 343 |

Gjennomsnittspris (kr/kbm)

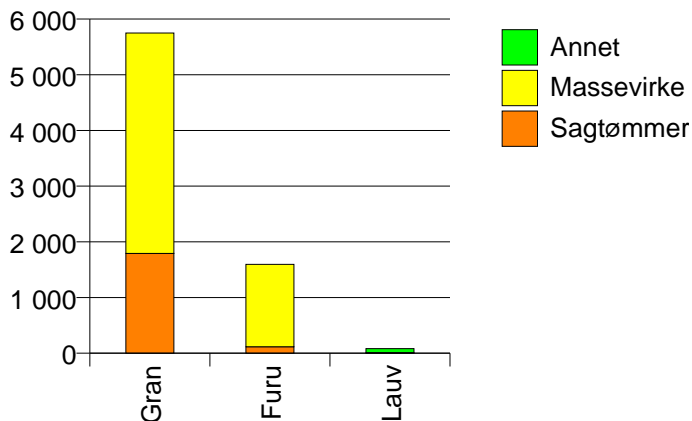


1146 TYSVÆR

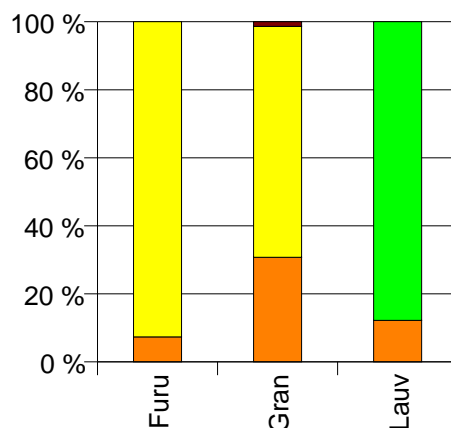
Volum 2007 (kbm)

| | Sagtømmer | Massevirke | Annet | Vrak | Sum: |
|------|-----------|------------|-------|------|-------|
| Furu | 117 | 1 478 | | | 1 595 |
| Gran | 1 793 | 3 957 | | 79 | 5 829 |
| Lauv | 10 | | 72 | | 82 |
| Sum: | 1 920 | 5 435 | 72 | 79 | 7 506 |

Volum (kbm)



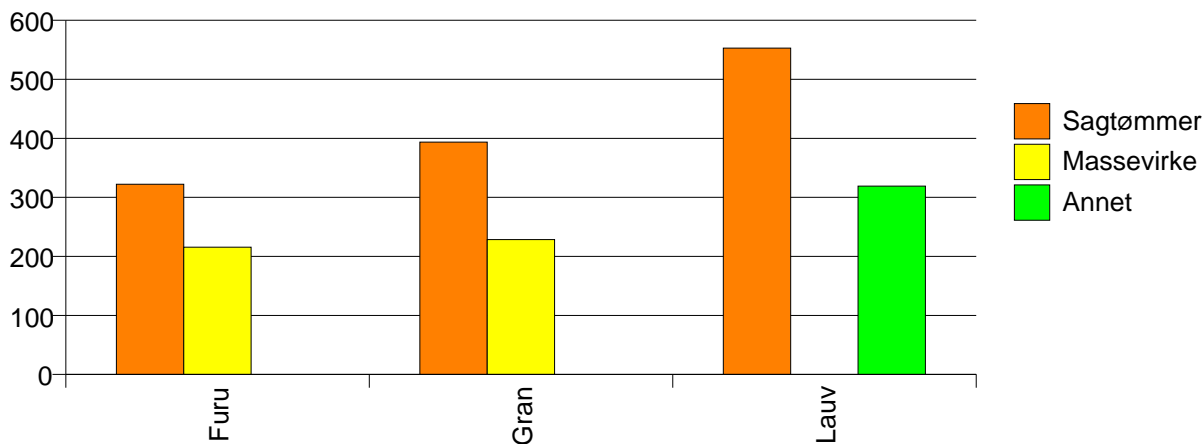
Volum (prosentfordelt)



Gjennomsnittspris 2007 (kr/kbm)

| | Sagtømmer | Massevirke | Annet | Vrak | Snitt |
|-------|-----------|------------|-------|------|-------|
| Furu | 322 | 216 | | | 223 |
| Gran | 394 | 228 | | 0 | 276 |
| Lauv | 553 | | 319 | | 348 |
| Snitt | 390 | 225 | 319 | 0 | 266 |

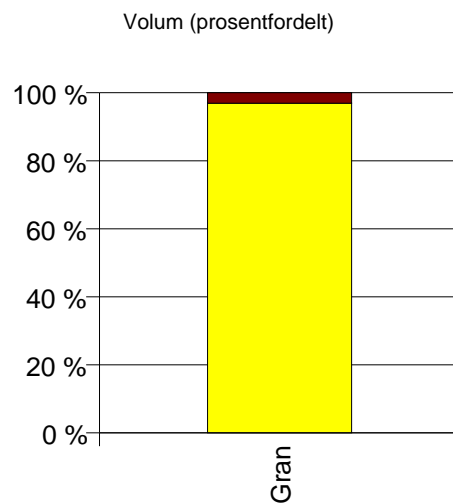
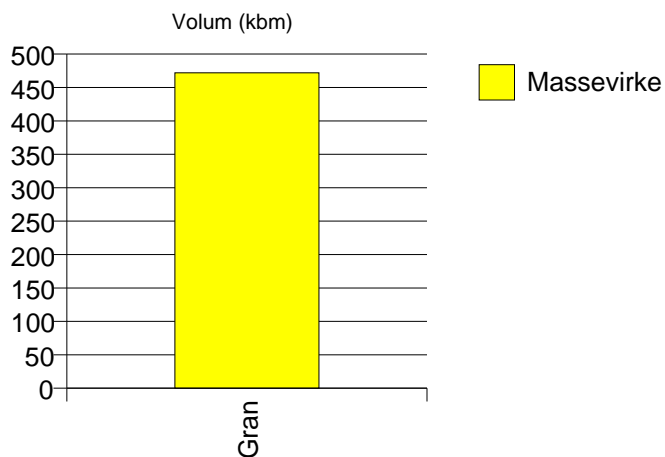
Gjennomsnittspris (kr/kbm)



1149 KARMØY


Volum 2007 (kbm)

| | Massevirke | Vrak | Sum: |
|------|------------|------|------|
| Gran | 472 | 15 | 487 |
| Sum: | 472 | 15 | 487 |



Gjennomsnittspris 2007 (kr/kbm)

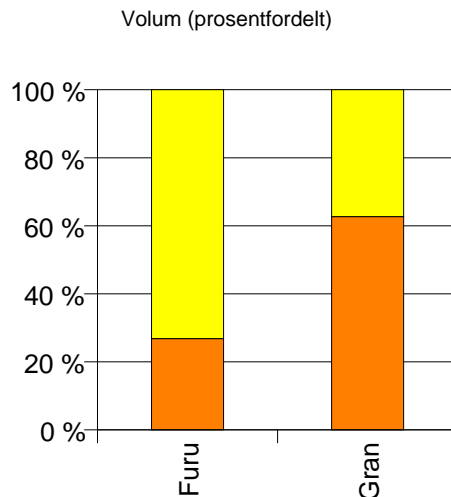
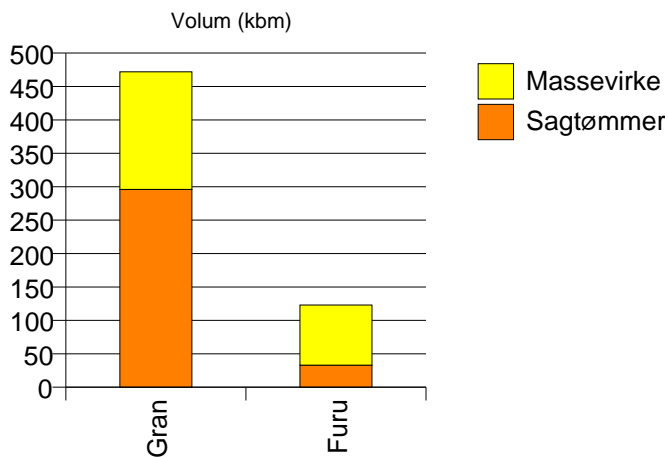
| | | | |
|-------|-----|---|-----|
| Gran | 185 | 0 | 179 |
| Snitt | 185 | 0 | 179 |



1102 SANDNES

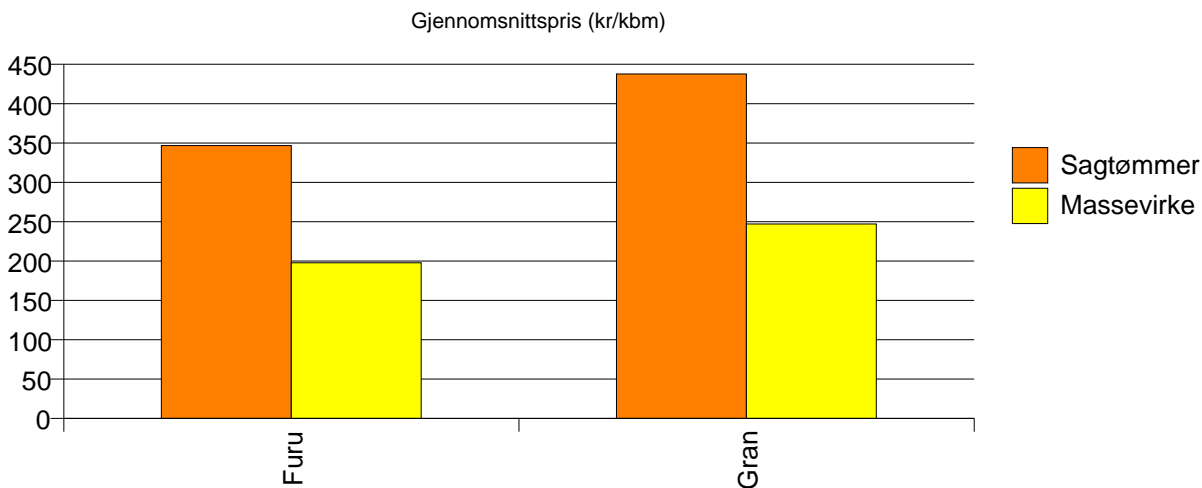
Volum 2007 (kbm)

| | Sagtømmer | Massevirke | Vrak | Sum: |
|------|-----------|------------|------|------|
| Furu | 33 | 90 | | 123 |
| Gran | 296 | 176 | 0 | 472 |
| Sum: | 329 | 266 | 0 | 595 |



Gjennomsnittspris 2007 (kr/kbm)

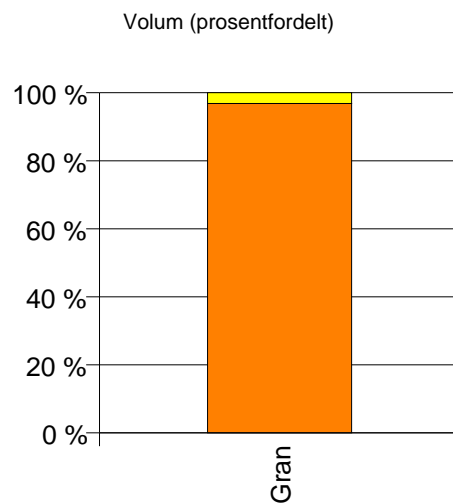
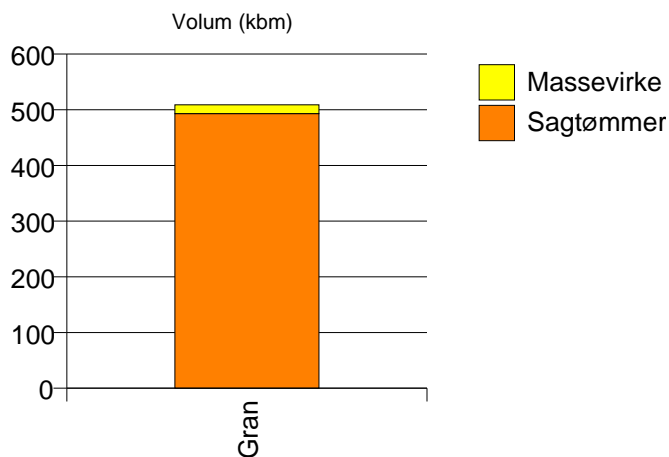
| | Sagtømmer | Massevirke | Vrak | Snitt |
|-------|-----------|------------|--------|-------|
| Furu | 347 | 198 | | 238 |
| Gran | 438 | 247 | #DIV/0 | 367 |
| Snitt | 429 | 230 | #DIV/0 | 340 |



1122 GJESDAL

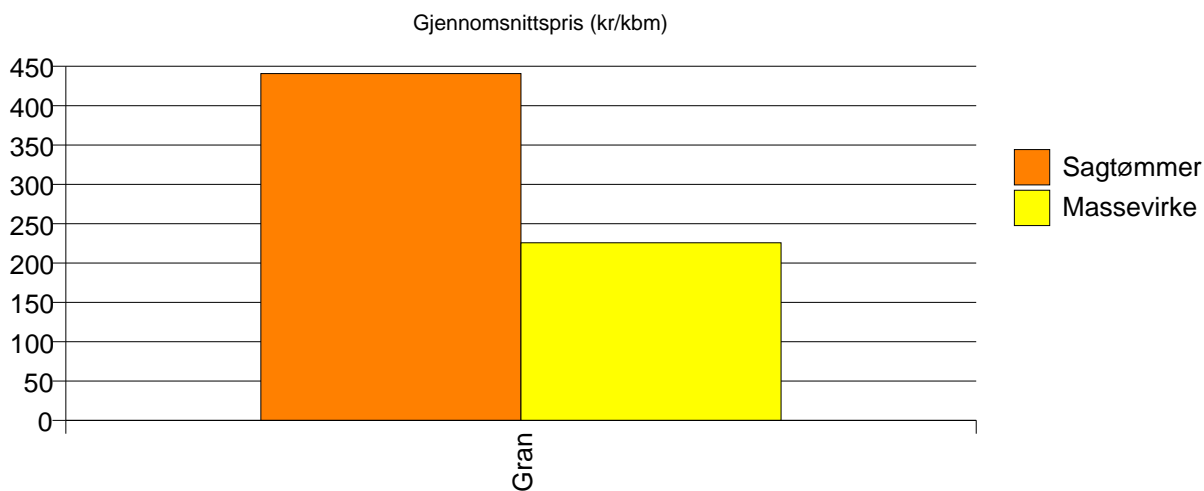
Volum 2007 (kbm)

| | Sagtømmer | Massevirke | Sum: |
|------|-----------|------------|------|
| Gran | 493 | 16 | 509 |
| Sum: | 493 | 16 | 509 |



Gjennomsnittspris 2007 (kr/kbm)

| | | | |
|-------|-----|-----|-----|
| Gran | 441 | 226 | 434 |
| Snitt | 441 | 226 | 434 |



1124 SOLA

Volum 2007 (kbm)

Sum:

Sum:

Volum (kbm)

Volum (prosentfordelt)

Snitt

Gjennomsnittspris 2007 (kr/kbm)

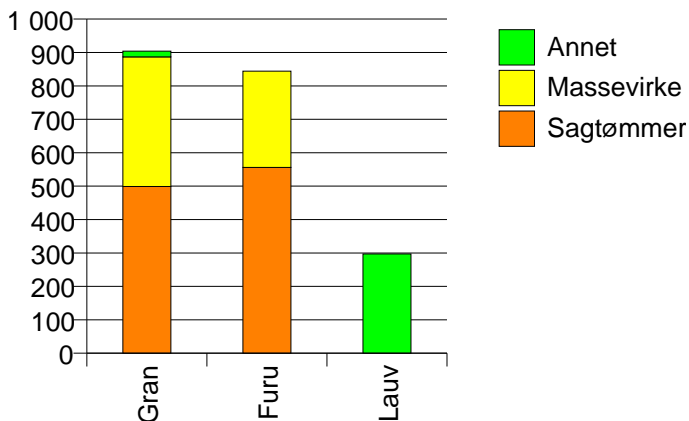
Gjennomsnittspris (kr/kbm)

1135 SAUDA

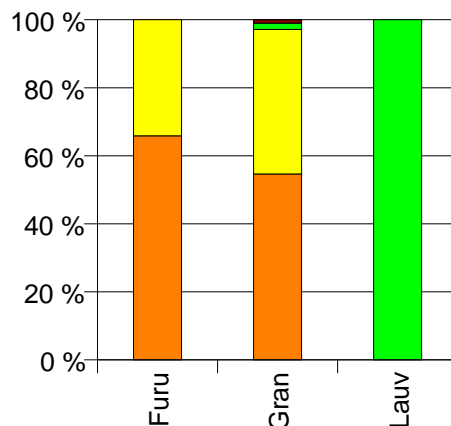
Volum 2007 (kbm)

| | Sagtømmer | Massevirke | Annet | Vrak | Sum: |
|------|-----------|------------|-------|------|-------|
| Furu | 556 | 288 | | | 844 |
| Gran | 499 | 388 | 17 | 9 | 913 |
| Lauv | | | 297 | | 297 |
| Sum: | 1 055 | 676 | 314 | 9 | 2 054 |

Volum (kbm)



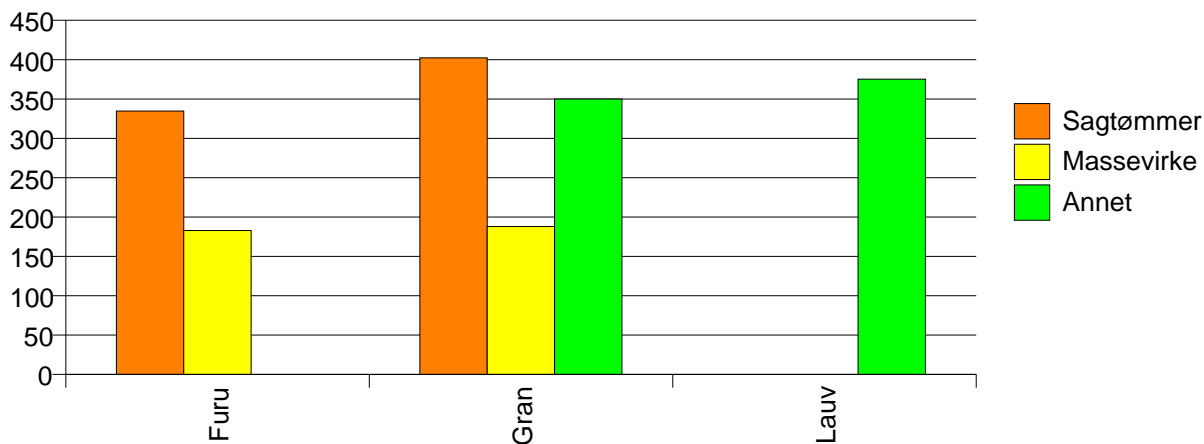
Volum (prosentfordelt)



Gjennomsnittspris 2007 (kr/kbm)

| | Sagtømmer | Massevirke | Annet | Vrak | Snitt |
|-------|-----------|------------|-------|------|-------|
| Furu | 335 | 183 | | | 283 |
| Gran | 402 | 188 | 350 | 0 | 306 |
| Lauv | | | 375 | | 375 |
| Snitt | 367 | 186 | 374 | 0 | 307 |

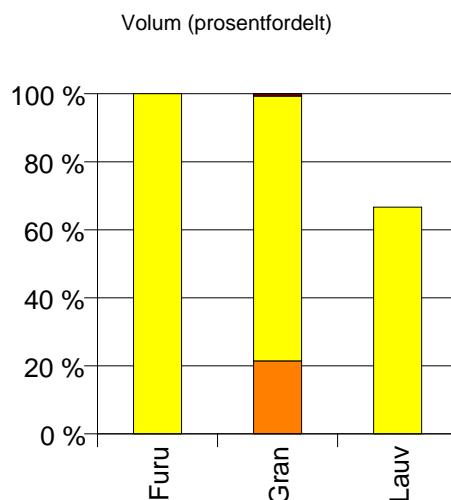
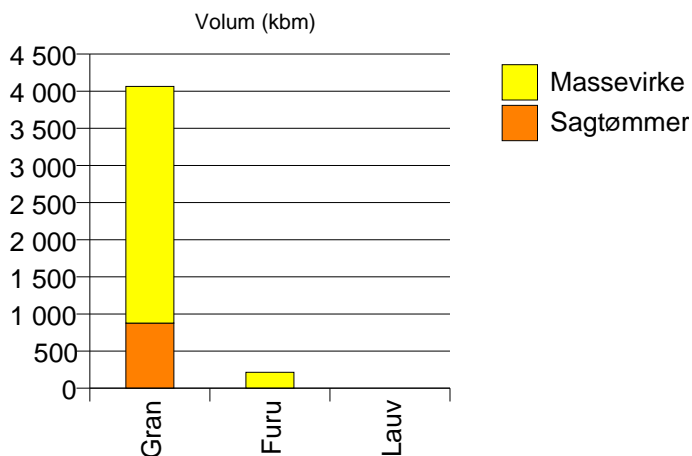
Gjennomsnittspris (kr/kbm)



1141 FINNØY

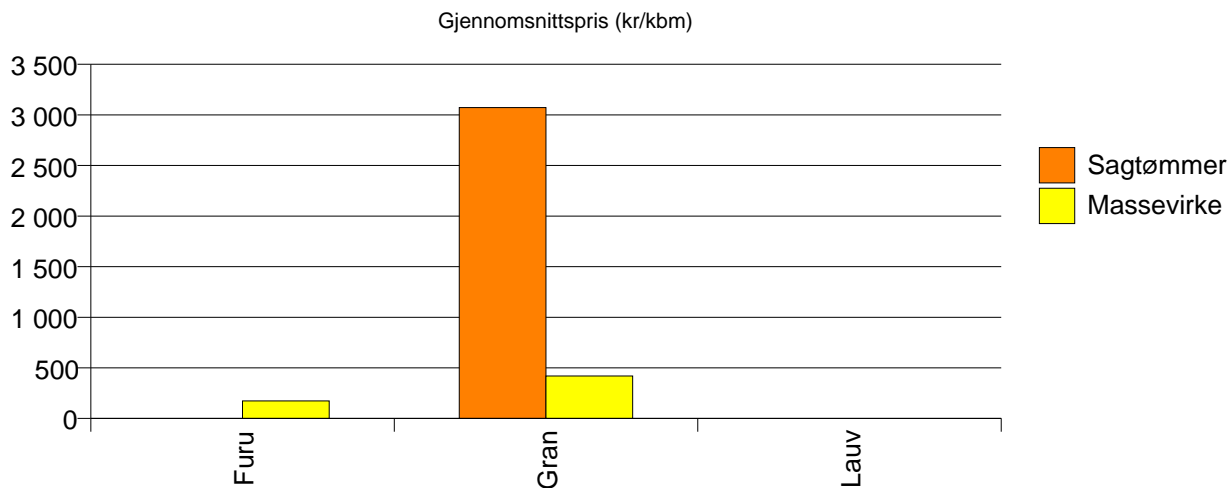
Volum 2007 (kbm)

| | Sagtømmer | Massevirke | Vrak | Sum: |
|------|-----------|------------|------|-------|
| Furu | | 214 | | 214 |
| Gran | 878 | 3 187 | 28 | 4 093 |
| Lauv | | 0 | | 0 |
| Sum: | 878 | 3 401 | 28 | 4 307 |



Gjennomsnittspris 2007 (kr/kbm)

| | Sagtømmer | Massevirke | Vrak | Snitt |
|-------|-----------|------------|------|--------|
| Furu | | 173 | | 173 |
| Gran | 3 072 | 420 | 0 | 986 |
| Lauv | | #DIV/0 | | #DIV/0 |
| Snitt | 3 072 | 408 | 0 | 948 |

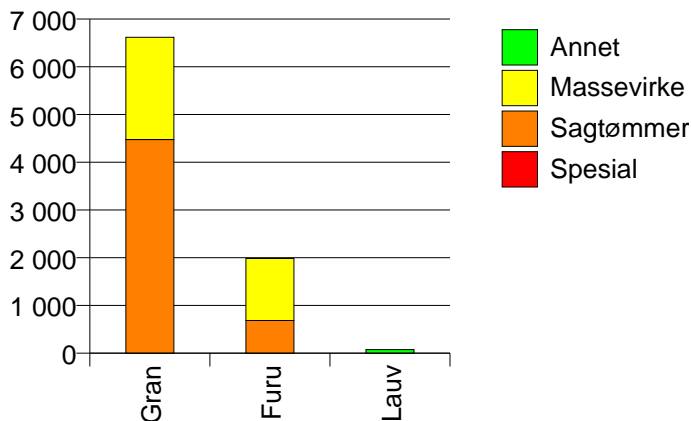


1160 VINDAFJORD

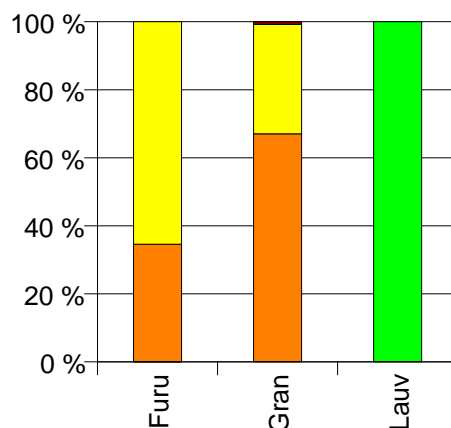
Volum 2007 (kbm)

| | Spesial | Sagtømmer | Massevirke | Annet | Vrak | Sum: |
|------|---------|-----------|------------|-------|------|-------|
| Furu | 1 | 686 | 1 299 | | | 1 986 |
| Gran | | 4 475 | 2 145 | | 54 | 6 674 |
| Lauv | | | | 76 | | 76 |
| Sum: | 1 | 5 161 | 3 444 | 76 | 54 | 8 736 |

Volum (kbm)



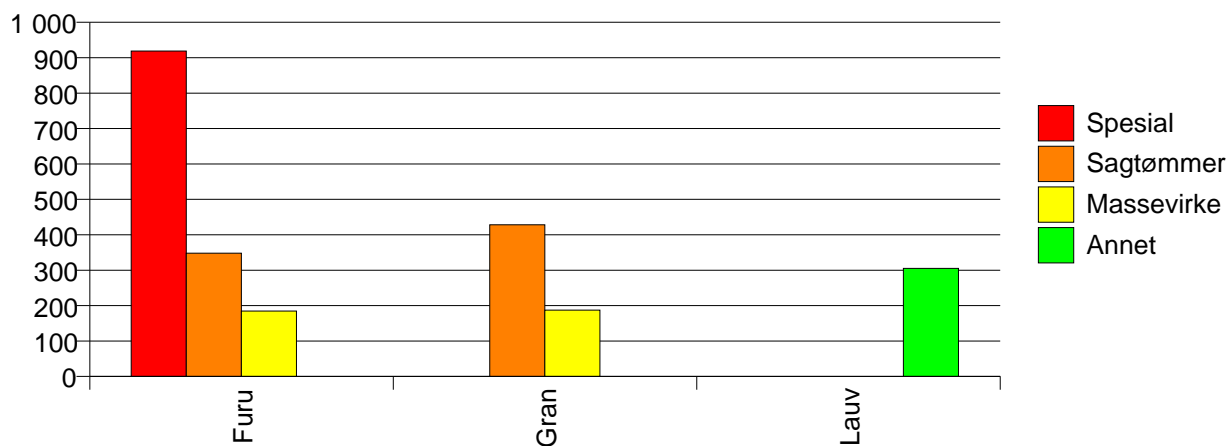
Volum (prosentfordelt)



Gjennomsnittspris 2007 (kr/kbm)

| | Spesial | Sagtømmer | Massevirke | Annet | Vrak | Snitt |
|-------|---------|-----------|------------|-------|------|-------|
| Furu | 919 | 348 | 185 | | | 241 |
| Gran | | 428 | 187 | | 0 | 347 |
| Lauv | | | | 305 | | 305 |
| Snitt | 919 | 417 | 186 | 305 | 0 | 323 |

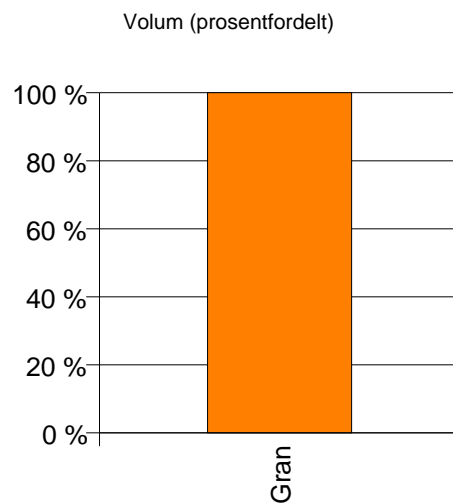
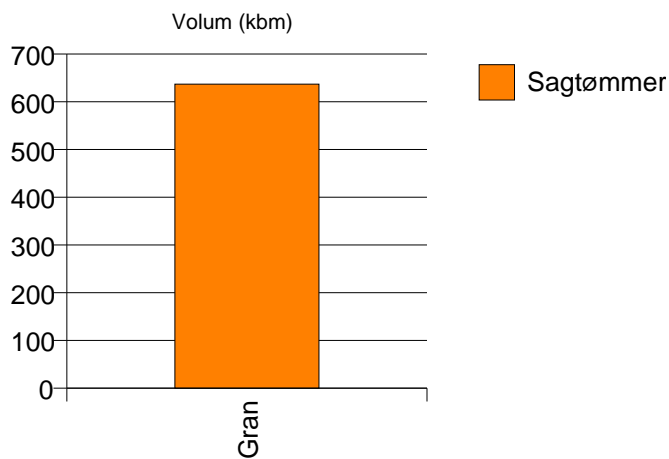
Gjennomsnittspris (kr/kbm)



1120 KLEPP

Volum 2007 (kbm)

| | Sagtømmer | Sum: |
|------|-----------|------|
| Gran | 637 | 637 |
| Sum: | 637 | 637 |



Gjennomsnittspris 2007 (kr/kbm)

| | | |
|-------|-----|-----|
| Gran | 309 | 309 |
| Snitt | 309 | 309 |

