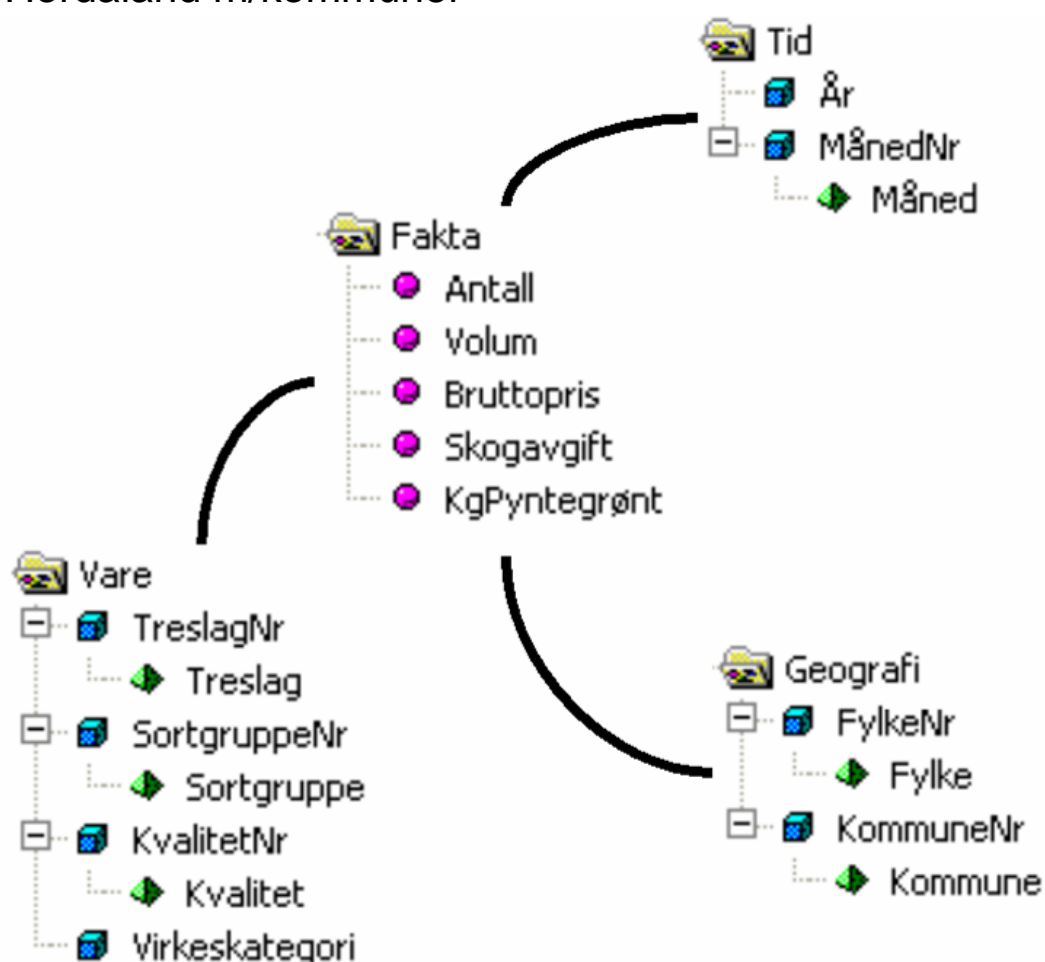


Virkestatistikk fra SKOG-DATA AS

Hordaland m/kommuner



Dataene i rapporten er hentet fra databasen som inneholder virkesdata med tilhørende innbetalinger av skogavgift. Rapporten er laget med Business Objects, som er sluttbrukerverktøyet i Skog-Data sine nye datavarehus-løsninger. Business Objects er ett meget sterkt rapportverktøy som kan presentere store mengder data effektivt.

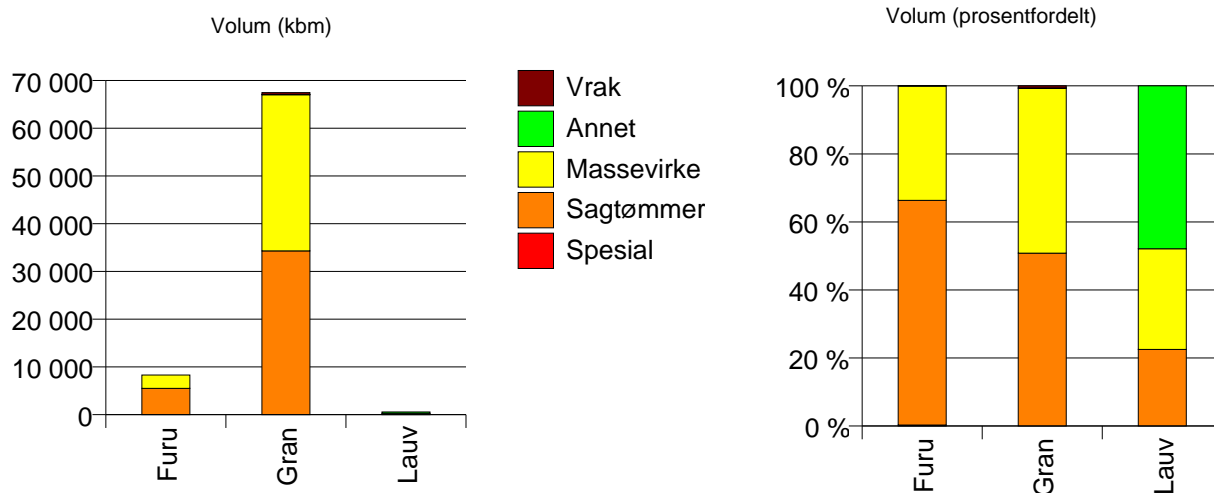
Rapportene kan lastes ned fra www.skogdata.no/statistikk

For mer informasjon, kontakt: tabh@skogdata.no

Hordaland

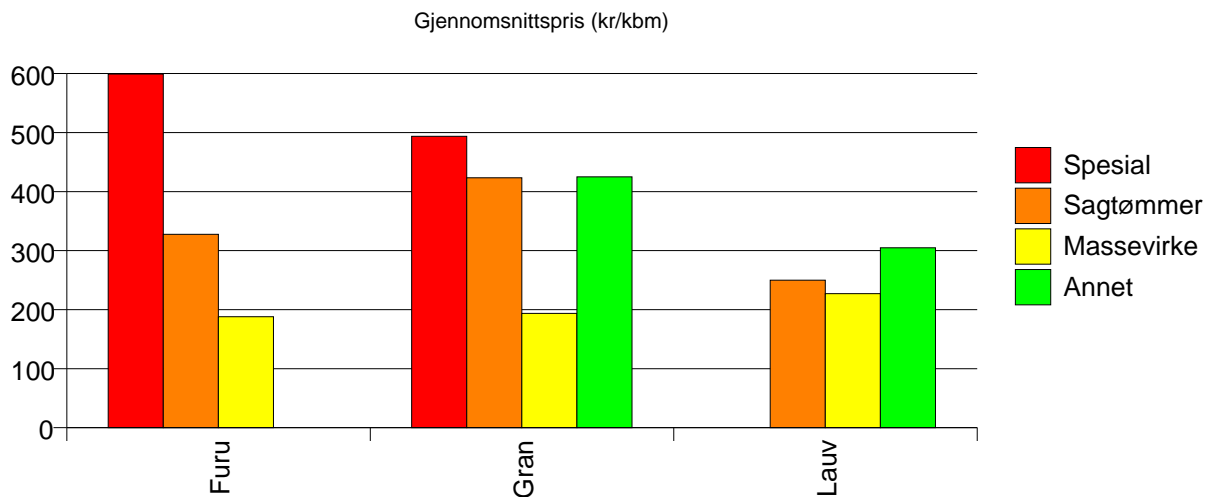
Volum 2007

	Spesial	Sagtømmer	Massevirke	Annet	Vrak	Sum:
Furu	26	5 483	2 793		3	8 305
Gran	4	34 304	32 721	40	417	67 486
Lauv		127	167	270		564
Sum:	30	39 914	35 681	310	420	76 355



Gjennomsnittspris 2007 (kr/kbm)

	Spesial	Sagtømmer	Massevirke	Annet	Vrak	Snitt:
Furu	599	328	188		0	282
Gran	494	424	194	425	0	309
Lauv		250	227	305		269
Snitt:	585	410	193	320	0	306

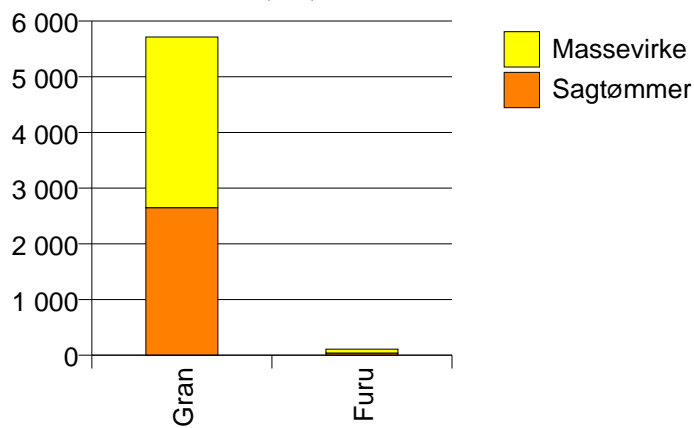


1201 BERGEN

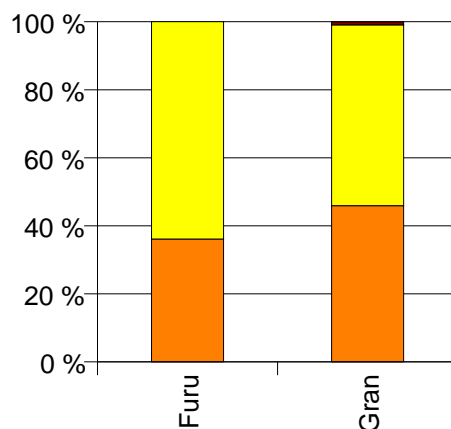
Volum 2007 (kbm)

	Sagtømmer	Massevirke	Vrak	Sum:
Furu	39	69		108
Gran	2 649	3 065	53	5 767
Sum:	2 688	3 134	53	5 875

Volum (kbm)



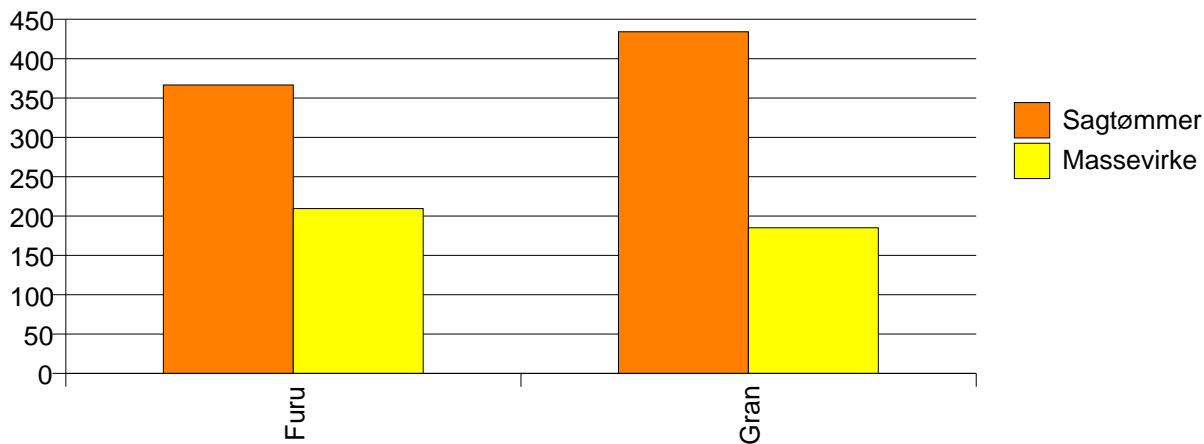
Volum (prosentfordelt)



Gjennomsnittspris 2007 (kr/kbm)

	Sagtømmer	Massevirke	Vrak	Snitt
Furu	367	209		266
Gran	434	185	0	298
Snitt	433	186	0	297

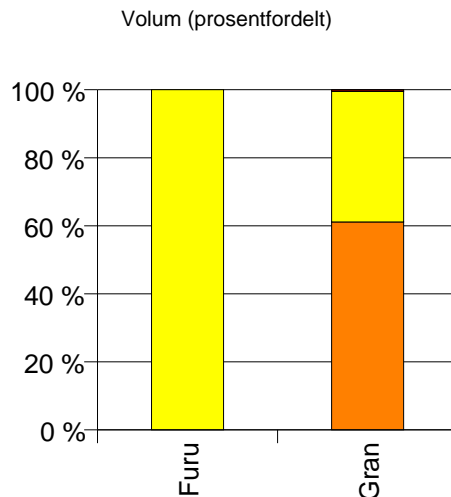
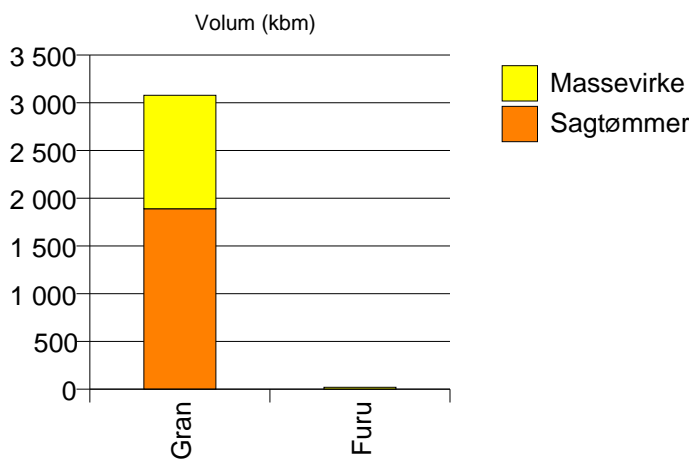
Gjennomsnittspris (kr/kbm)



1211 ETNE

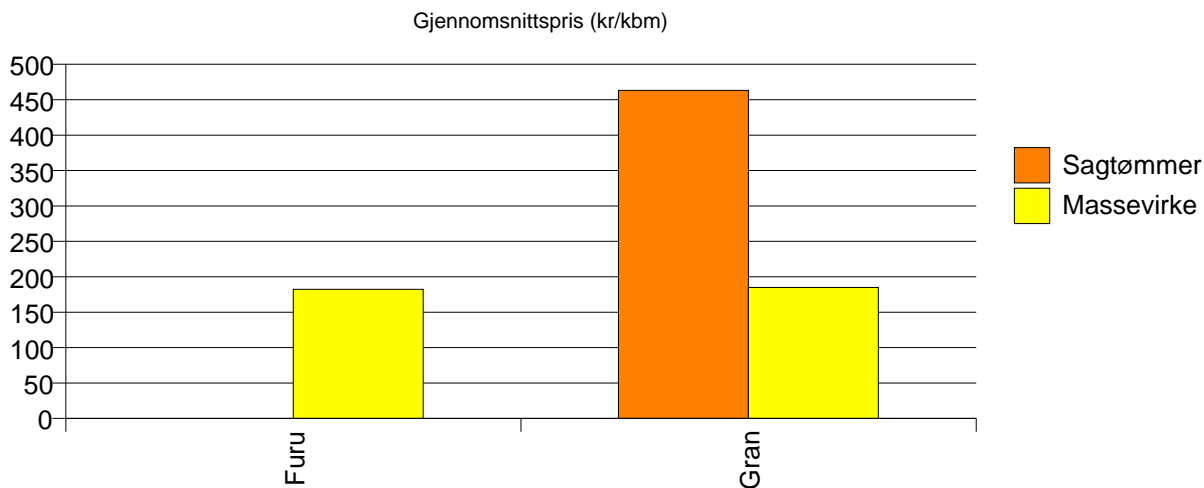
Volum 2007 (kbm)

	Sagtømmer	Massevirke	Vrak	Sum:
Furu		20		20
Gran	1 891	1 188	15	3 094
Sum:	1 891	1 208	15	3 114



Gjennomsnittspris 2007 (kr/kbm)

	Sagtømmer	Massevirke	Vrak	Snitt
Furu		182		182
Gran	463	185	0	354
Snitt	463	185	0	353

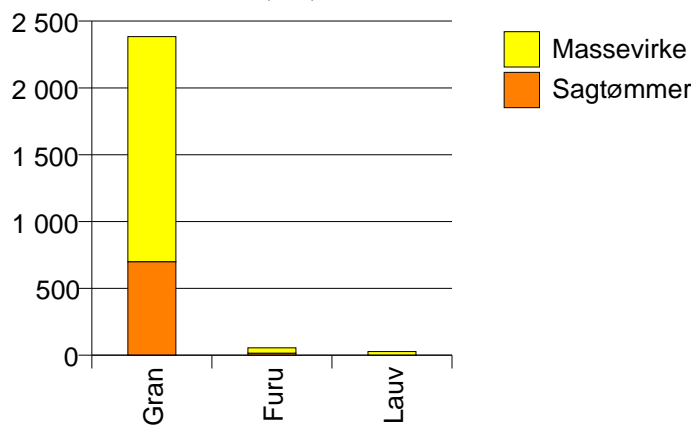


1216 SVEIO

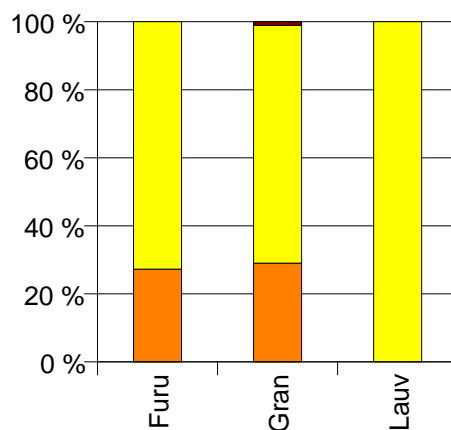
Volum 2007 (kbm)

	Sagtømmer	Massevirke	Vrak	Sum:
Furu	15	40		55
Gran	700	1 684	26	2 410
Lauv		27		27
Sum:	715	1 751	26	2 492

Volum (kbm)



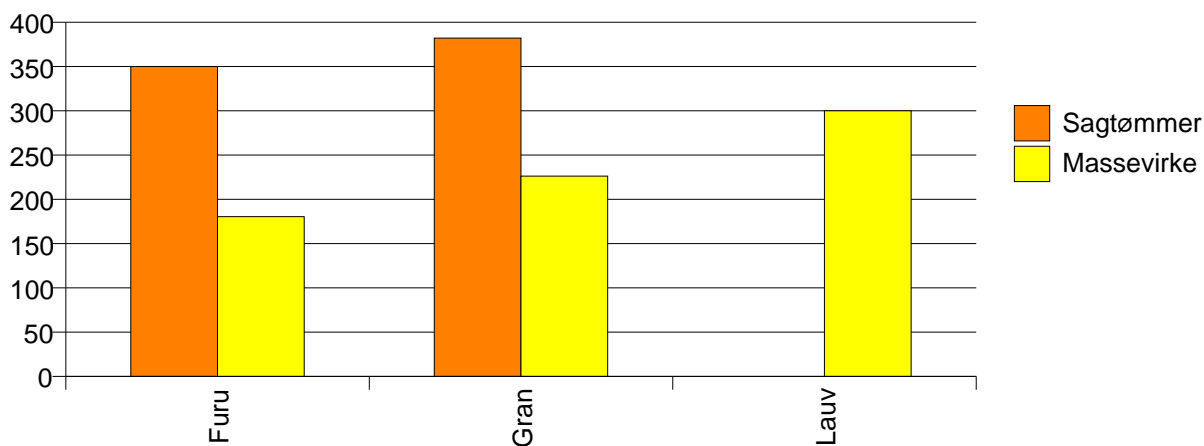
Volum (prosentfordelt)



Gjennomsnittspris 2007 (kr/kbm)

	Sagtømmer	Massevirke	Vrak	Snitt
Furu	350	180		227
Gran	382	226	0	269
Lauv		300		300
Snitt	382	226	0	269

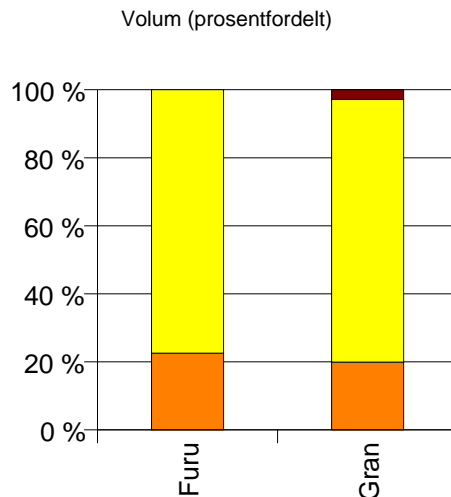
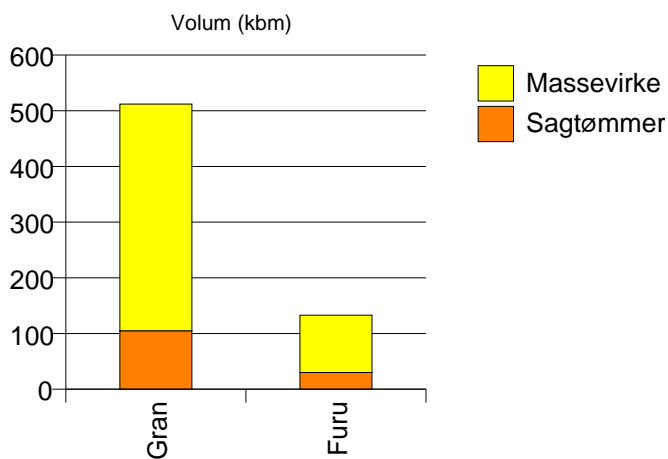
Gjennomsnittspris (kr/kbm)



1219 BØMLO

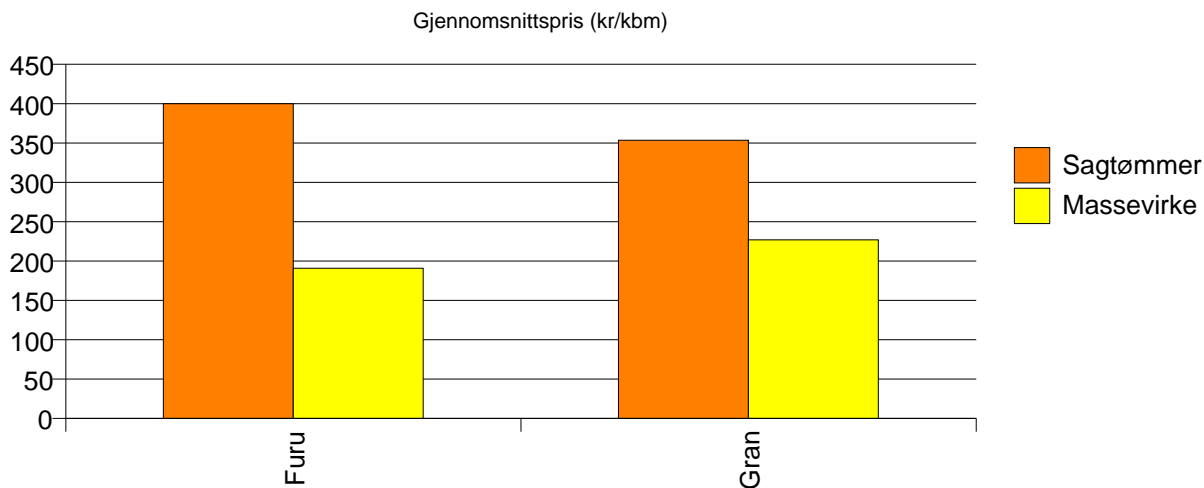
Volum 2007 (kbm)

	Sagtømmer	Massevirke	Vrak	Sum:
Furu	30	103		133
Gran	105	407	15	527
Sum:	135	510	15	660



Gjennomsnittspris 2007 (kr/kbm)

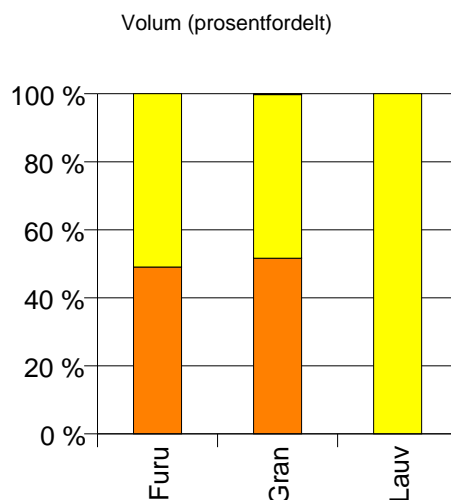
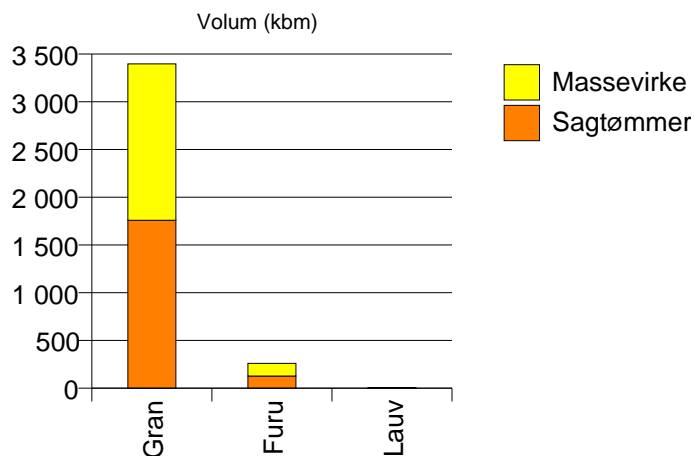
	Sagtømmer	Massevirke	Vrak	Snitt
Furu	400	191		238
Gran	354	227	0	246
Snitt	364	220	0	244



1223 TYSNES

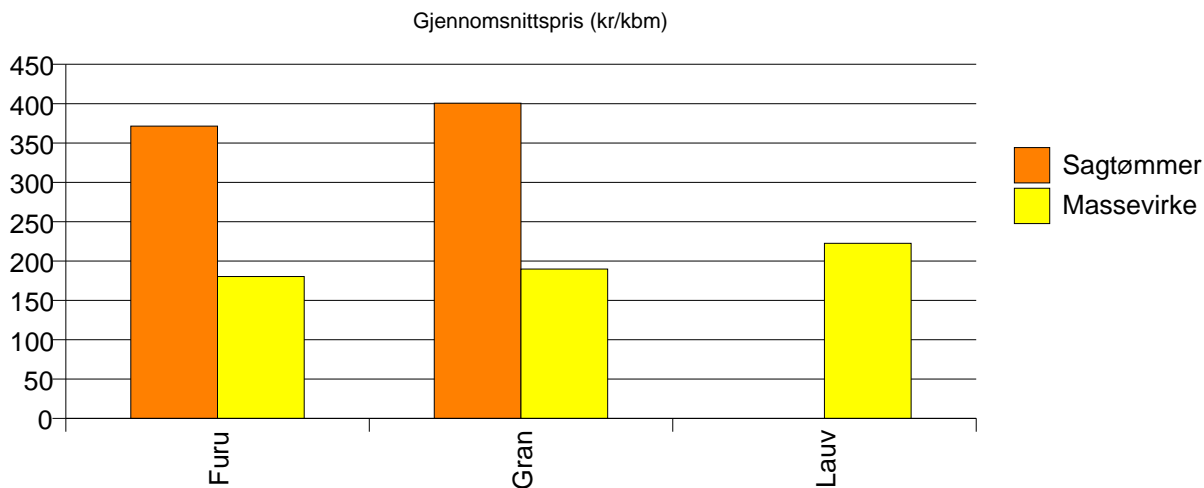
Volum 2007 (kbm)

	Sagtømmer	Massevirke	Vrak	Sum:
Furu	128	133		261
Gran	1 759	1 638	9	3 406
Lauv		6		6
Sum:	1 887	1 777	9	3 673



Gjennomsnittspris 2007 (kr/kbm)

	Sagtømmer	Massevirke	Vrak	Snitt
Furu	371	180		274
Gran	401	190	0	298
Lauv		223		223
Snitt	399	189	0	296

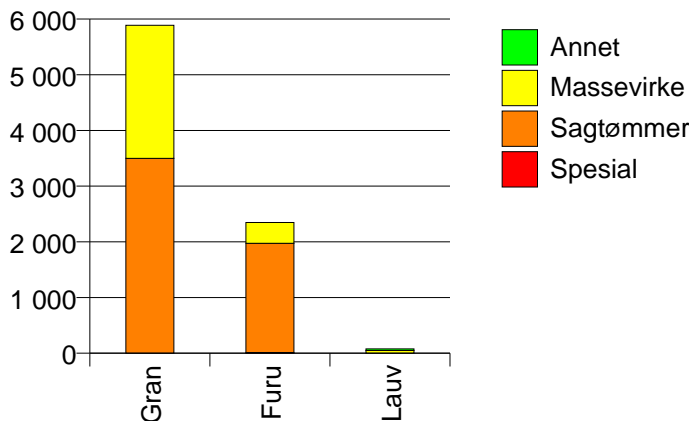


1224 KVINNHERAD

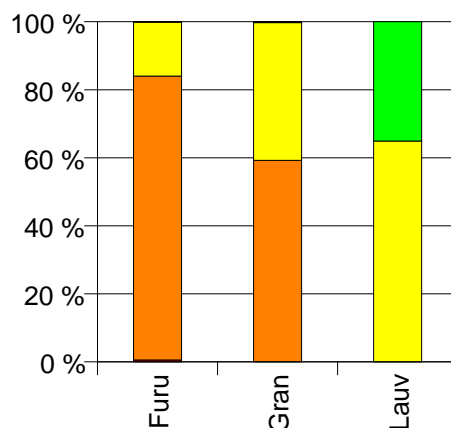
Volum 2007 (kbm)

	Spesial	Sagtømmer	Massevirke	Annet	Vrak	Sum:
Furu	13	1 962	373		2	2 350
Gran		3 499	2 389		16	5 904
Lauv			50	27		77
Sum:	13	5 461	2 812	27	18	8 331

Volum (kbm)



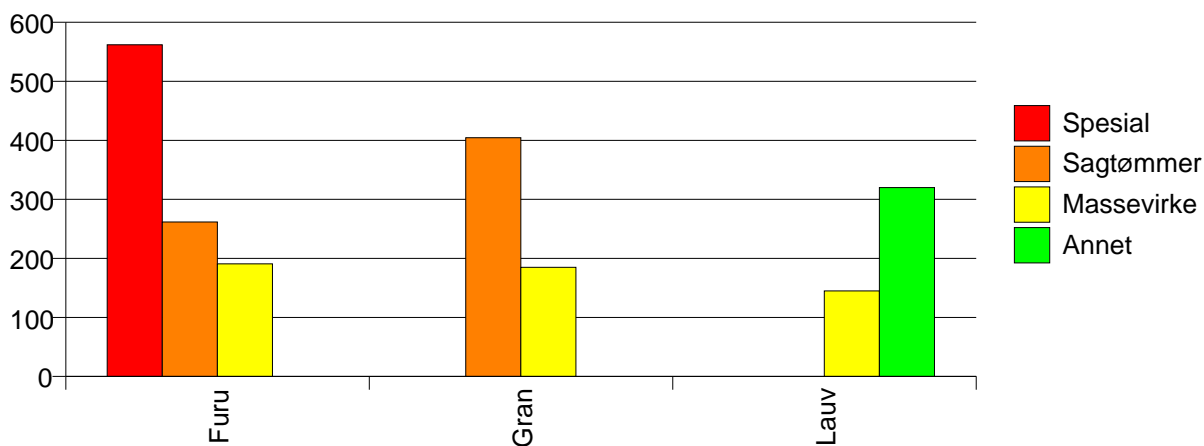
Volum (prosentfordelt)



Gjennomsnittspris 2007 (kr/kbm)

	Spesial	Sagtømmer	Massevirke	Annet	Vrak	Snitt
Furu	562	262	191		0	252
Gran		404	185		0	315
Lauv			145	320		206
Snitt	562	353	185	320	0	296

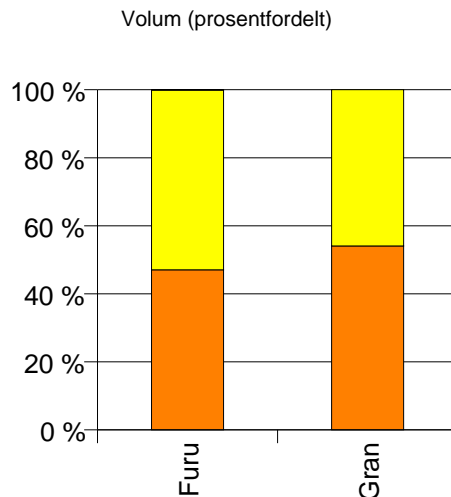
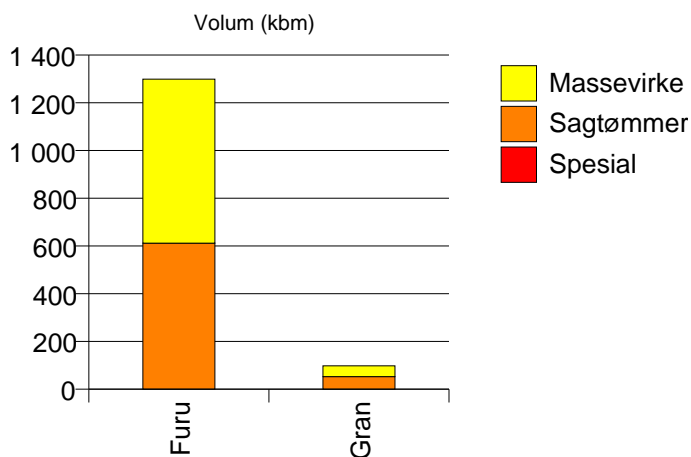
Gjennomsnittspris (kr/kbm)



1227 JONDAL

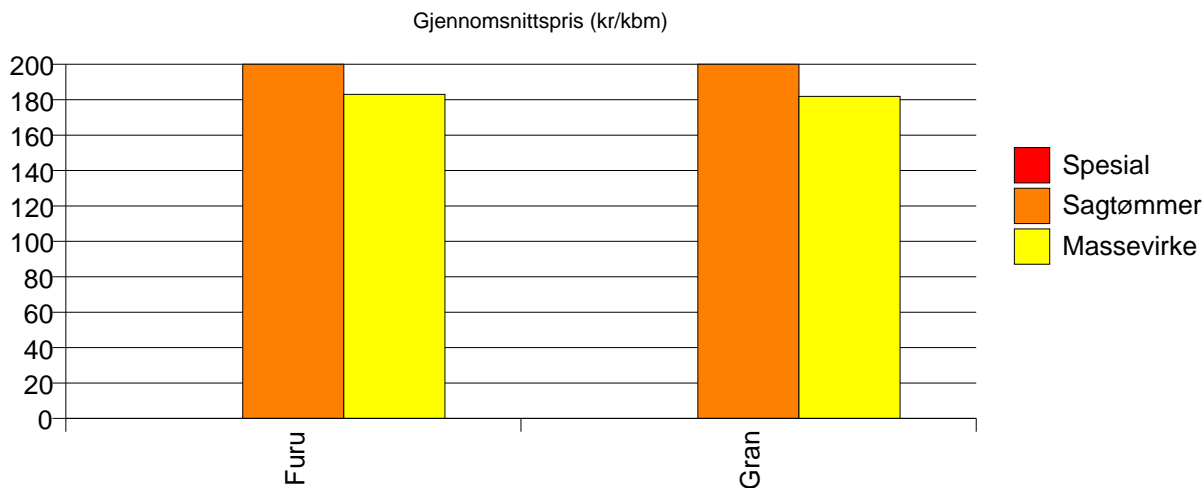
Volum 2007 (kbm)

	Spesial	Sagtømmer	Massevirke	Vrak	Sum:
Furu	0	612	687	1	1 300
Gran		53	45		98
Sum:	0	665	732	1	1 398



Gjennomsnittspris 2007 (kr/kbm)

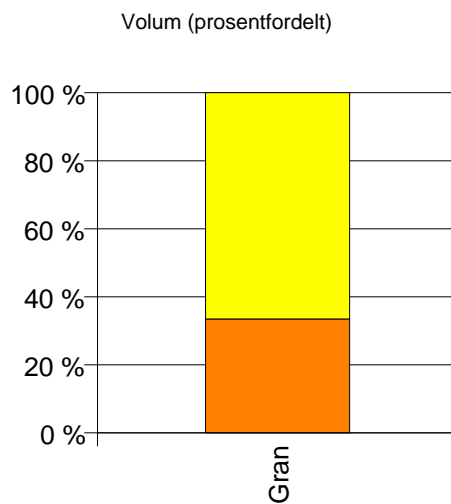
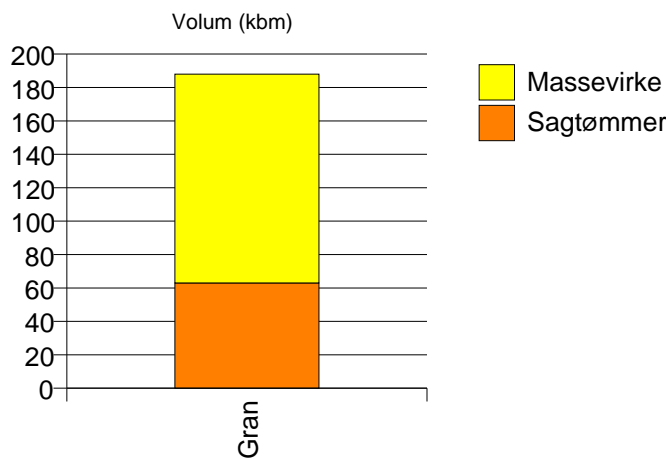
	Spesial	Sagtømmer	Massevirke	Vrak	Snitt
Furu	#DIV/0	334	183	0	254
Gran		363	182		280
Snitt	#DIV/0	336	183	0	256



1228 ODDA

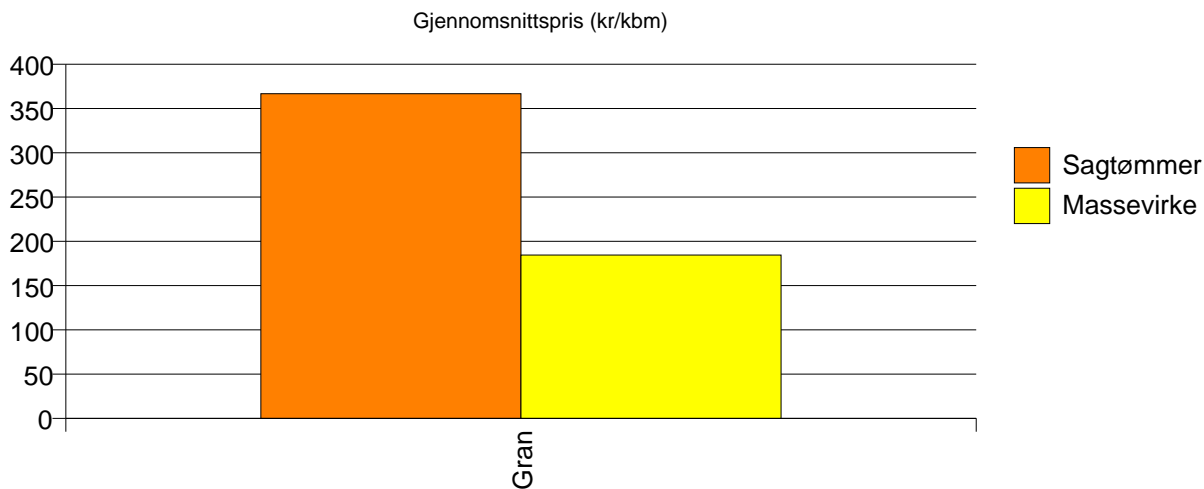
Volum 2007 (kbm)

	Sagtømmer	Massevirke	Sum:
Gran	63	125	188
Sum:	63	125	188



Gjennomsnittspris 2007 (kr/kbm)

Gran	367	185	246
Snitt	367	185	246

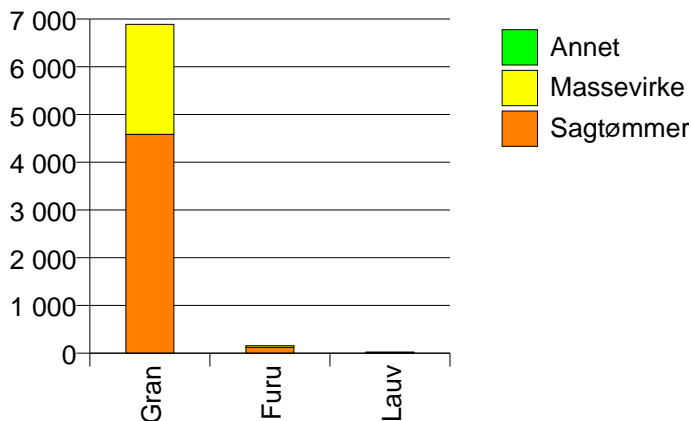


1231 ULLENSVANG

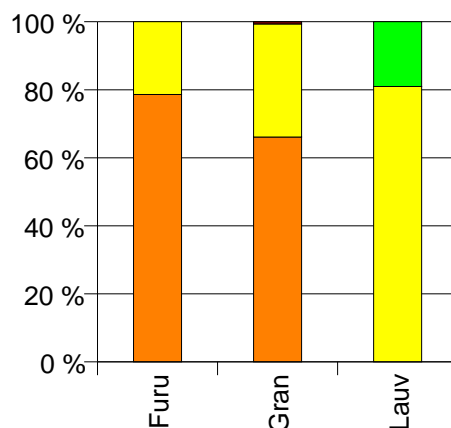
Volum 2007 (kbm)

	Sagtømmer	Massevirke	Annet	Vrak	Sum:
Furu	125	34			159
Gran	4 585	2 306		44	6 935
Lauv		17	4		21
Sum:	4 710	2 357	4	44	7 115

Volum (kbm)



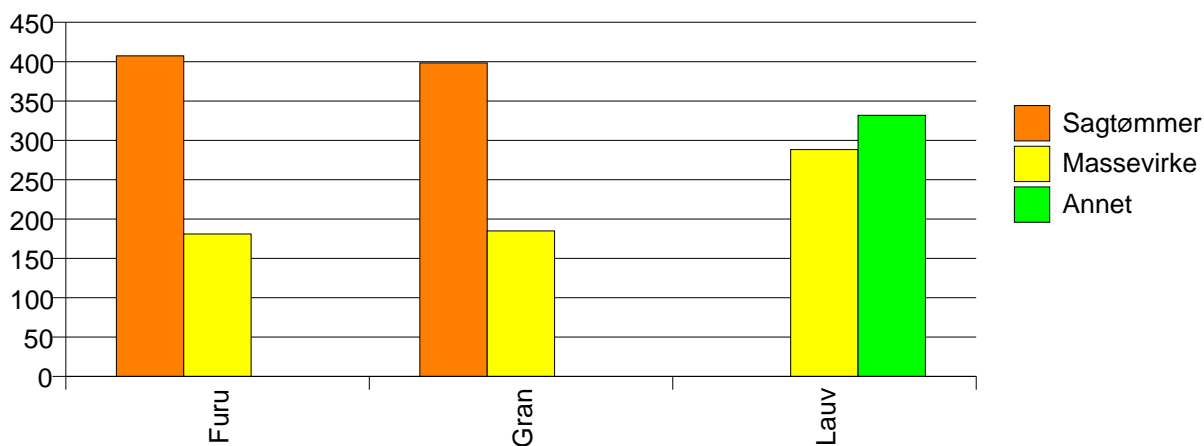
Volum (prosentfordelt)



Gjennomsnittspris 2007 (kr/kbm)

	Sagtømmer	Massevirke	Annet	Vrak	Snitt
Furu	407	181			359
Gran	398	185		0	325
Lauv		288	332		297
Snitt	399	186	332	0	326

Gjennomsnittspris (kr/kbm)

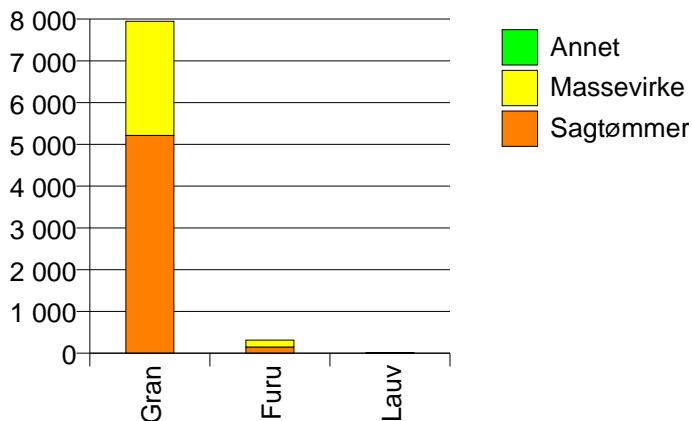


1233 ULVIK

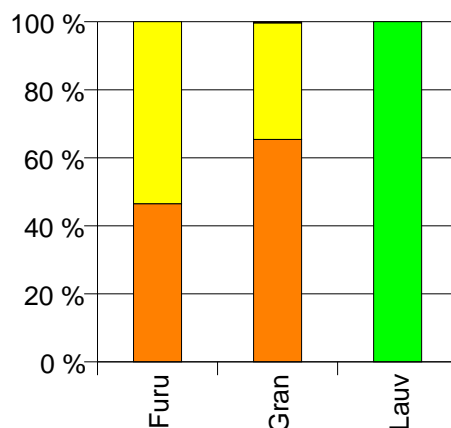
Volum 2007 (kbm)

	Sagtømmer	Massevirke	Annet	Vrak	Sum:
Furu	147	169			316
Gran	5 215	2 731		28	7 974
Lauv			15		15
Sum:	5 362	2 900	15	28	8 305

Volum (kbm)



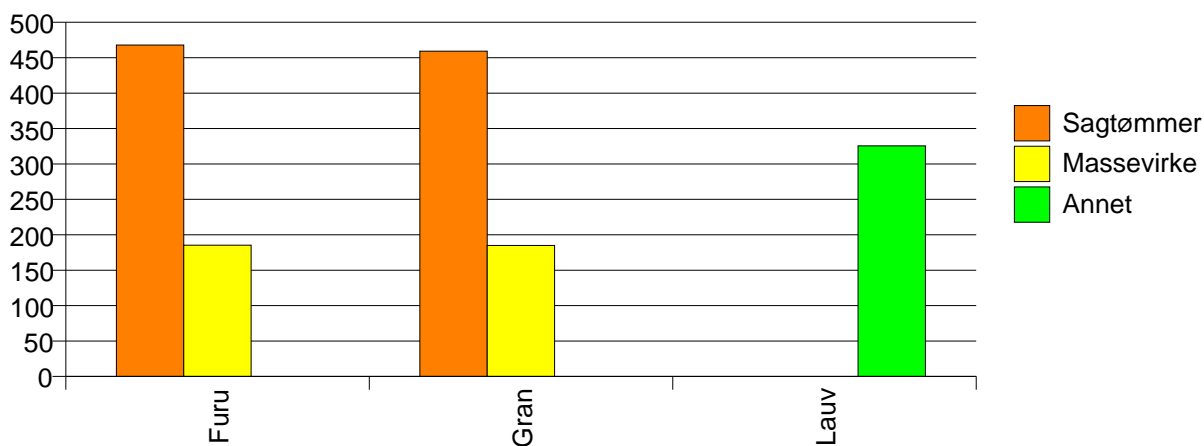
Volum (prosentfordelt)



Gjennomsnittspris 2007 (kr/kbm)

	Sagtømmer	Massevirke	Annet	Vrak	Snitt
Furu	468	185			317
Gran	459	185		0	364
Lauv			326		326
Snitt	459	185	326	0	362

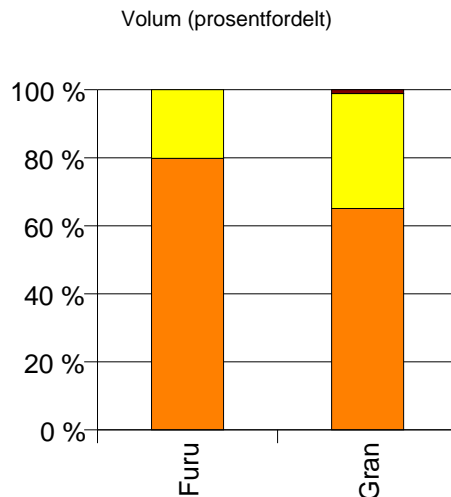
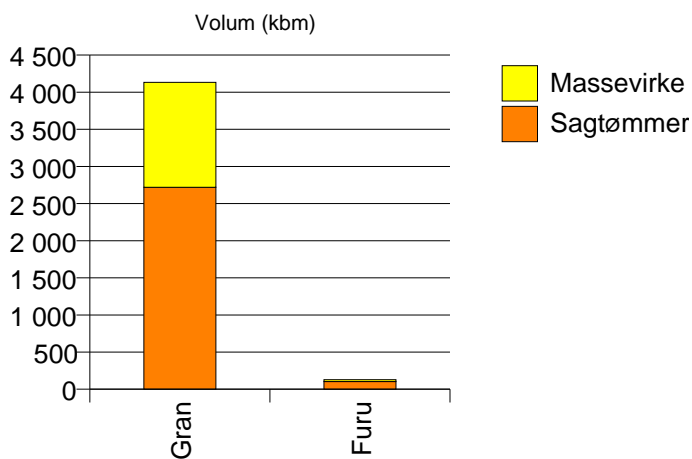
Gjennomsnittspris (kr/kbm)



1234 GRANVIN

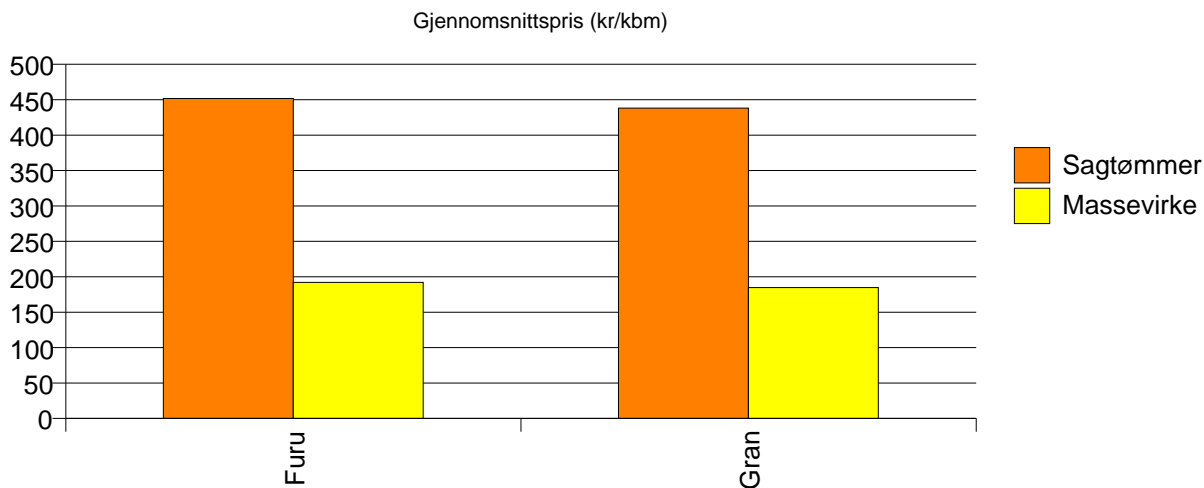
Volum 2007 (kbm)

	Sagtømmer	Massevirke	Vrak	Sum:
Furu	103	26		129
Gran	2 720	1 412	46	4 178
Sum:	2 823	1 438	46	4 307



Gjennomsnittspris 2007 (kr/kbm)

	Sagtømmer	Massevirke	Vrak	Snitt
Furu	452	192		399
Gran	438	185	0	348
Snitt	439	185	0	349

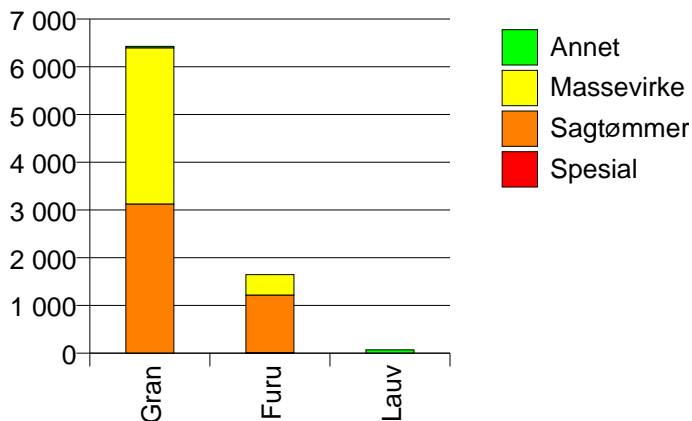


1235 VOSS

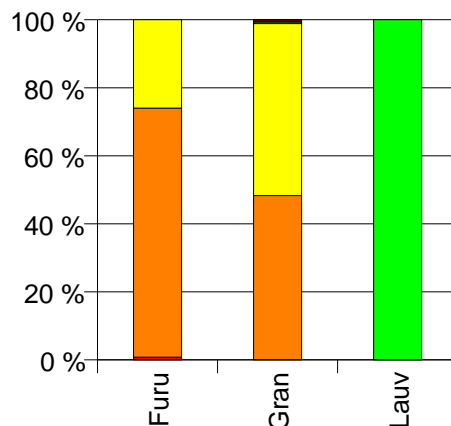
Volum 2007 (kbm)

	Spesial	Sagtømmer	Massevirke	Annet	Vrak	Sum:
Furu	13	1 206	428			1 647
Gran		3 126	3 273	30	42	6 471
Lauv				71		71
Sum:	13	4 332	3 701	101	42	8 189

Volum (kbm)



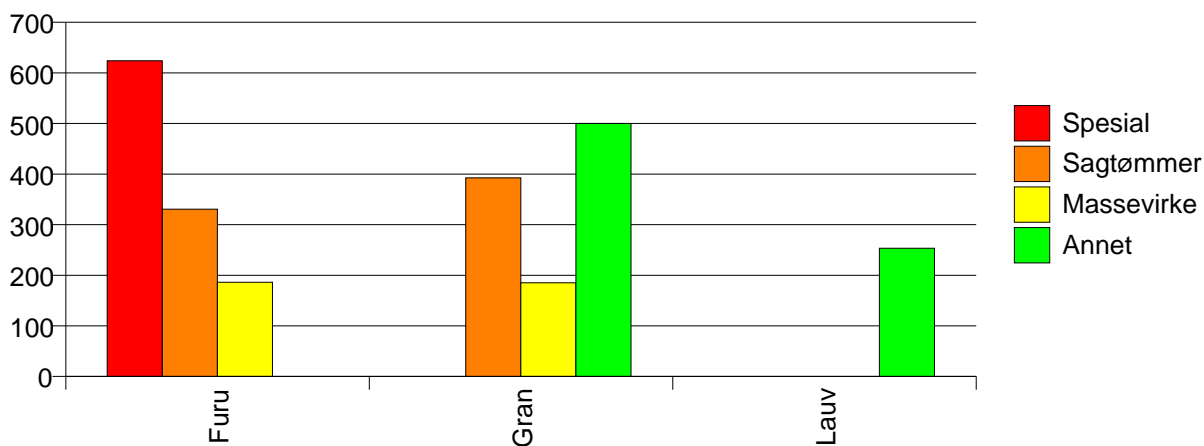
Volum (prosentfordelt)



Gjennomsnittspris 2007 (kr/kbm)

	Spesial	Sagtømmer	Massevirke	Annet	Vrak	Snitt
Furu	624	331	186			295
Gran		392	185	500	0	286
Lauv				254		254
Snitt	624	375	185	327	0	287

Gjennomsnittspris (kr/kbm)

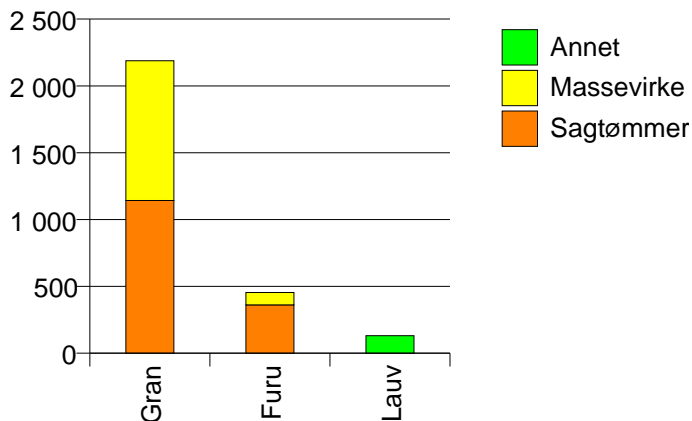


1238 KVAM

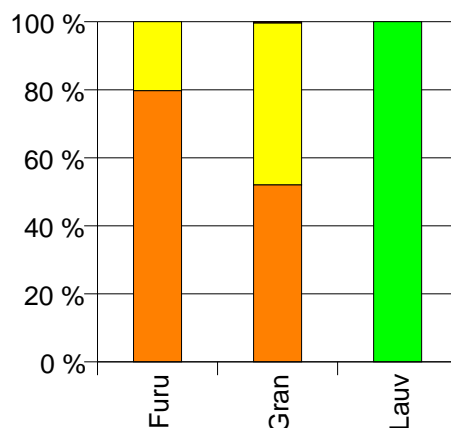
Volum 2007 (kbm)

	Sagtømmer	Massevirke	Annet	Vrak	Sum:
Furu	362	92			454
Gran	1 143	1 045		7	2 195
Lauv			131		131
Sum:	1 505	1 137	131	7	2 780

Volum (kbm)



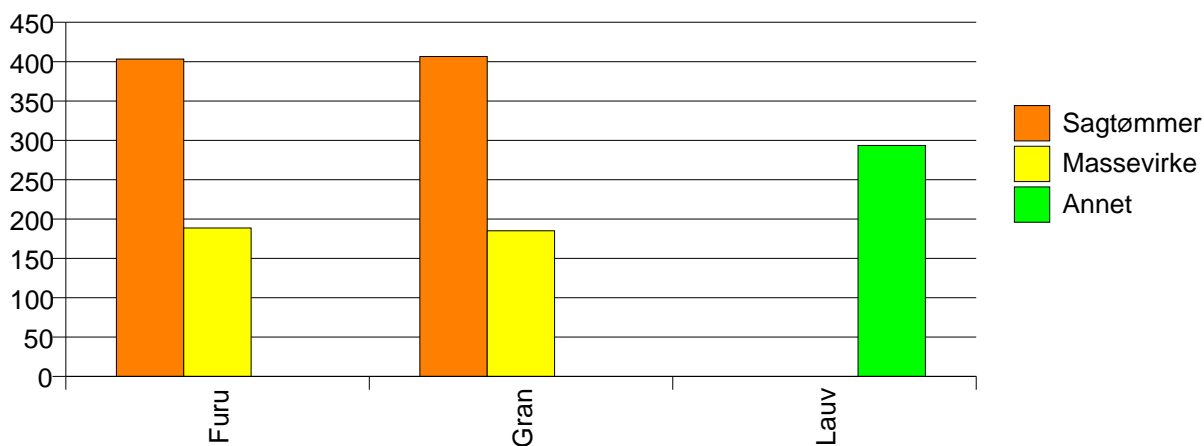
Volum (prosentfordelt)



Gjennomsnittspris 2007 (kr/kbm)

	Sagtømmer	Massevirke	Annet	Vrak	Snitt
Furu	403	189			360
Gran	407	185		0	300
Lauv			294		294
Snitt	406	185	294	0	309

Gjennomsnittspris (kr/kbm)

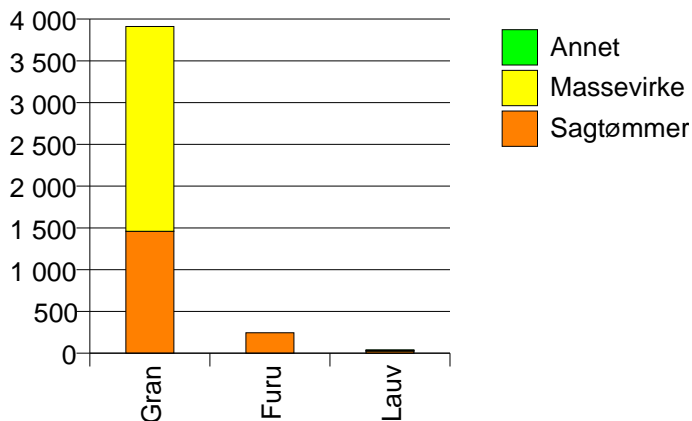


1241 FUSA

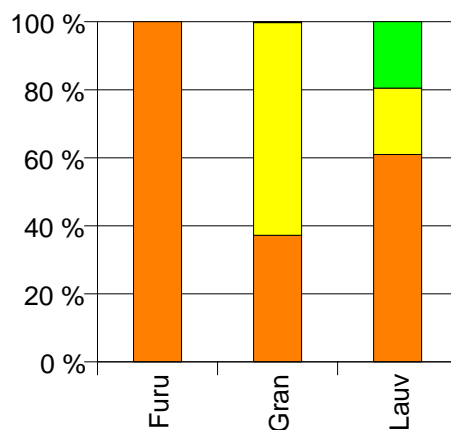
Volum 2007 (kbm)

	Sagtømmer	Massevirke	Annet	Vrak	Sum:
Furu	245				245
Gran	1 460	2 452		10	3 922
Lauv	25	8	8		41
Sum:	1 730	2 460	8	10	4 208

Volum (kbm)



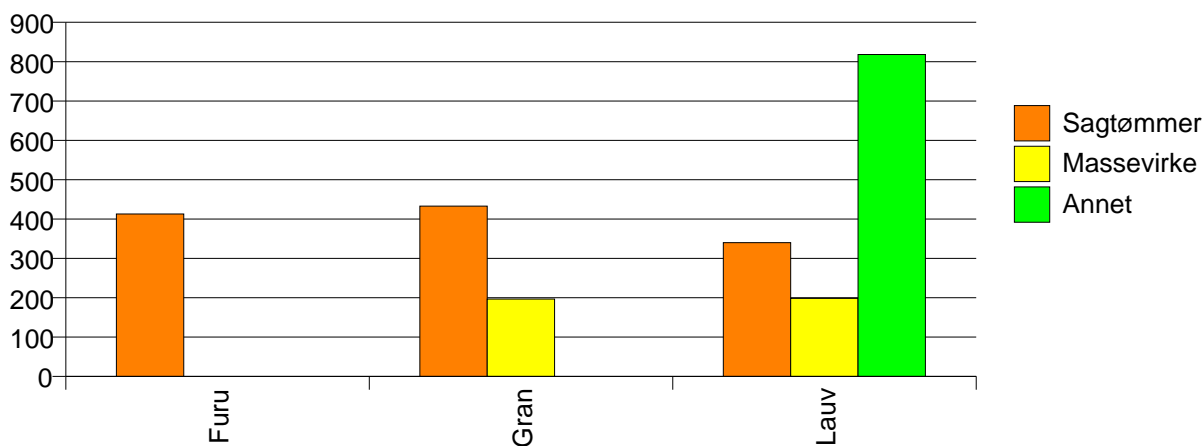
Volum (prosentfordelt)



Gjennomsnittspris 2007 (kr/kbm)

	Sagtømmer	Massevirke	Annet	Vrak	Snitt
Furu	413				413
Gran	433	197		0	284
Lauv	340	198	818		406
Snitt	429	197	818	0	293

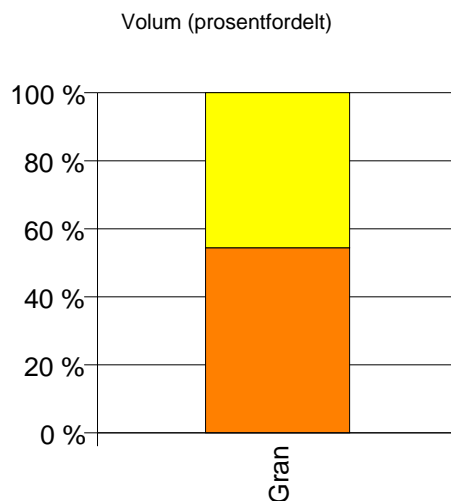
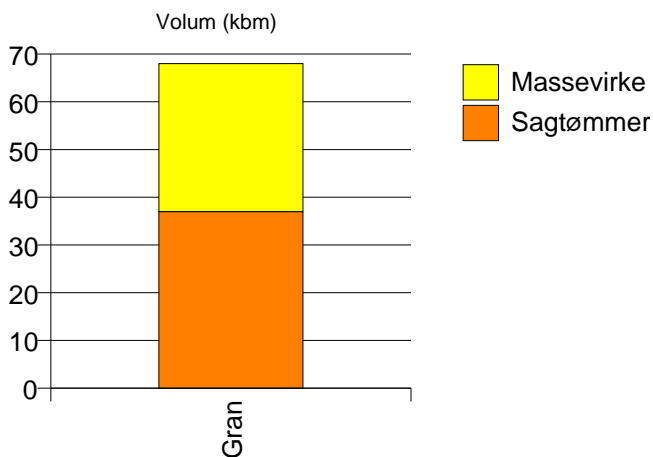
Gjennomsnittspris (kr/kbm)



1242 SAMNANGER

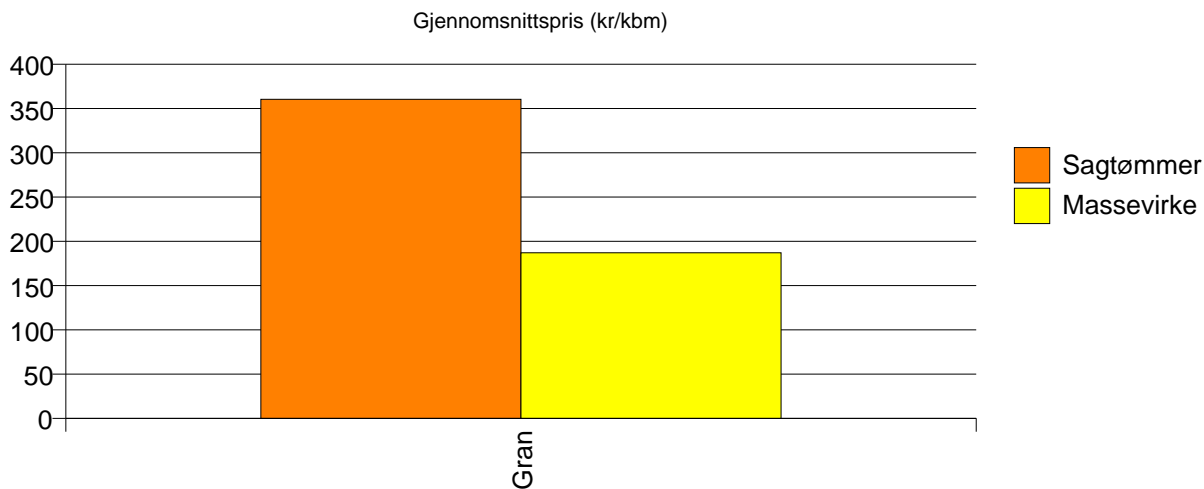
Volum 2007 (kbm)

	Sagtømmer	Massevirke	Sum:
Gran	37	31	68
Sum:	37	31	68



Gjennomsnittspris 2007 (kr/kbm)

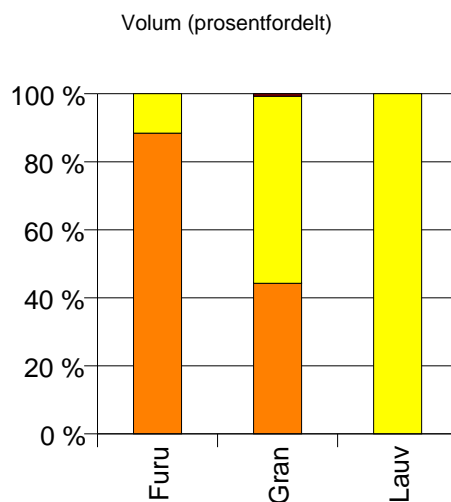
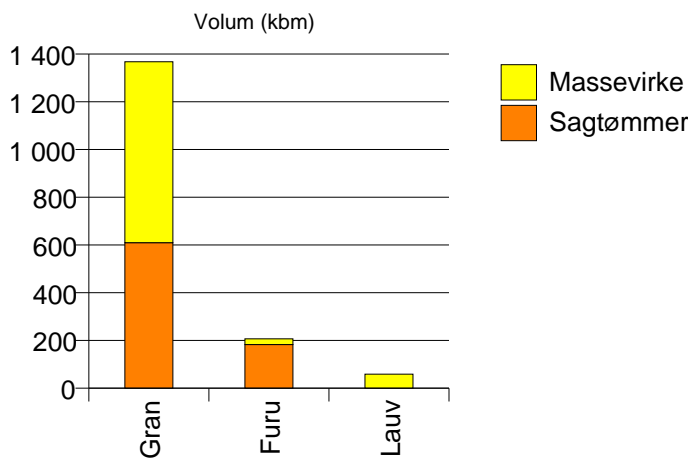
Gran	360	187	281
Snitt	360	187	281



1243 OS

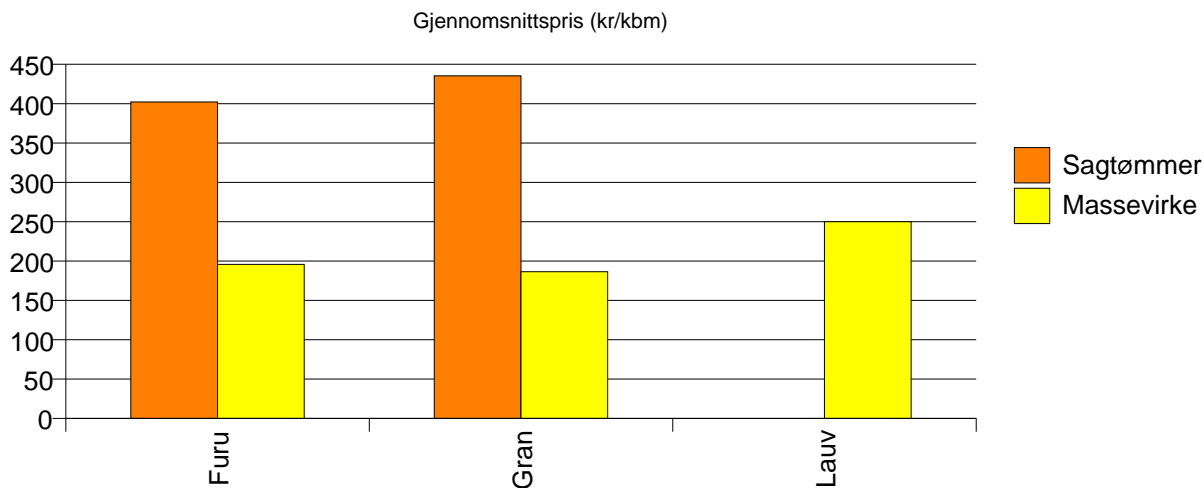
Volum 2007 (kbm)

	Sagtømmer	Massevirke	Vrak	Sum:
Furu	183	24		207
Gran	610	758	10	1 378
Lauv		59		59
Sum:	793	841	10	1 644



Gjennomsnittspris 2007 (kr/kbm)

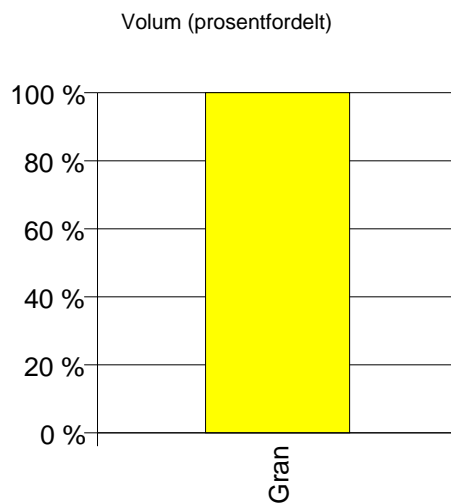
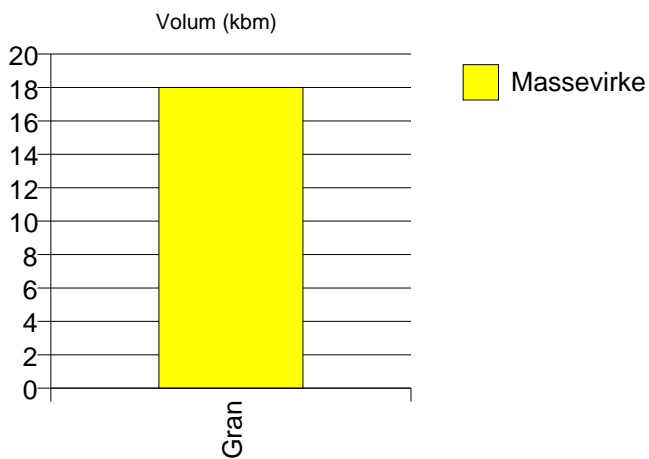
	Sagtømmer	Massevirke	Vrak	Snitt
Furu	402	196		378
Gran	435	187	0	295
Lauv		250		250
Snitt	428	191	0	304



1245 SUND


Volum 2007 (kbm)

	Massevirke	Sum:
Gran	18	18
Sum:	18	18



Gjennomsnittspris 2007 (kr/kbm)

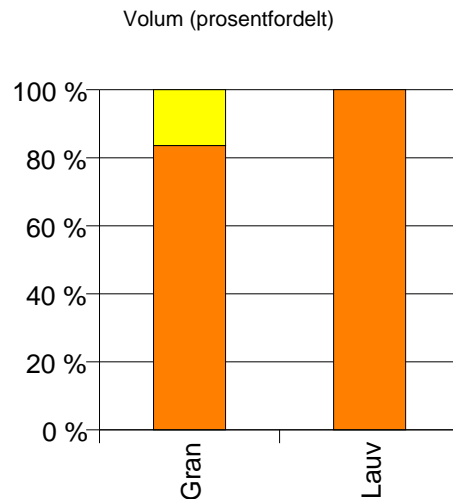
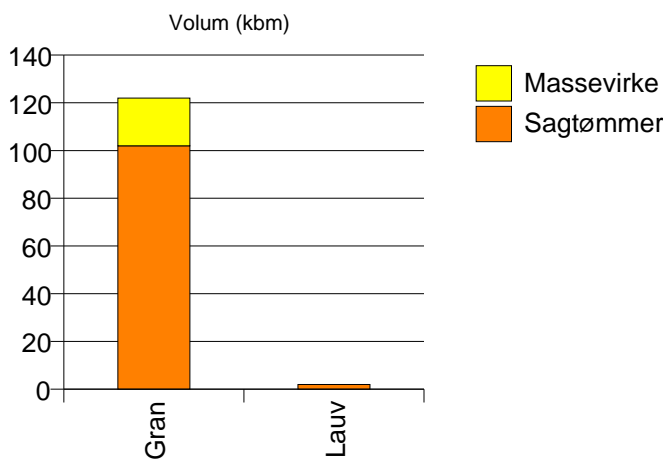
Gran	181	181
Snitt	181	181



1251 VAKSDAL

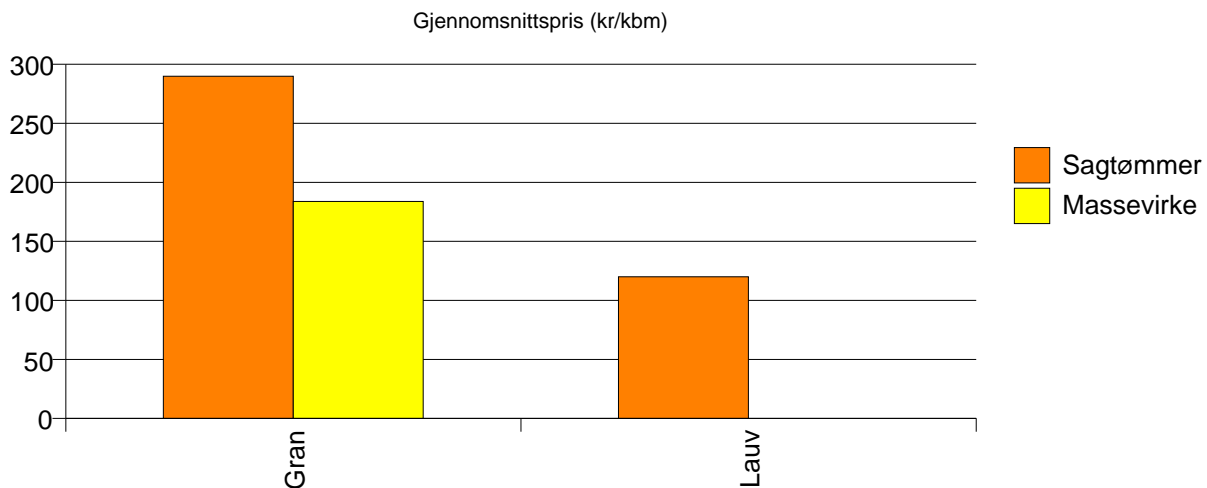
Volum 2007 (kbm)

	Sagtømmer	Massevirke	Sum:
Gran	102	20	122
Lauv	2		2
Sum:	104	20	124



Gjennomsnittspris 2007 (kr/kbm)

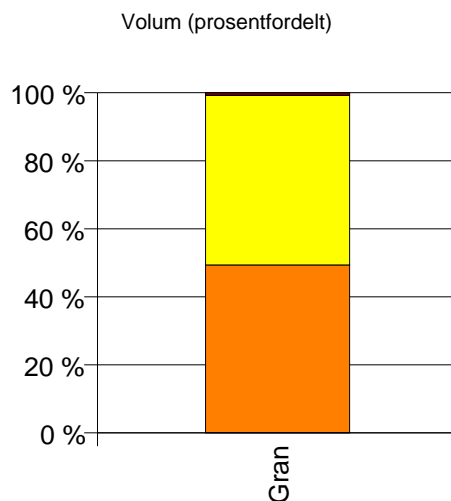
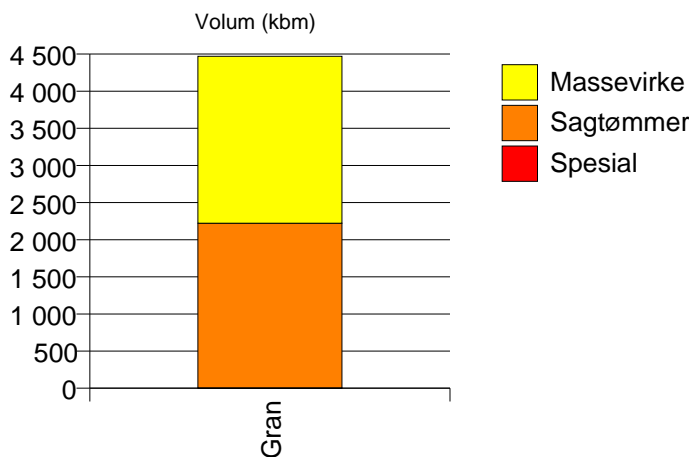
	Sagtømmer	Massevirke	Snitt
Gran	290	184	272
Lauv	120		120
Snitt	287	184	270



1253 OSTERØY

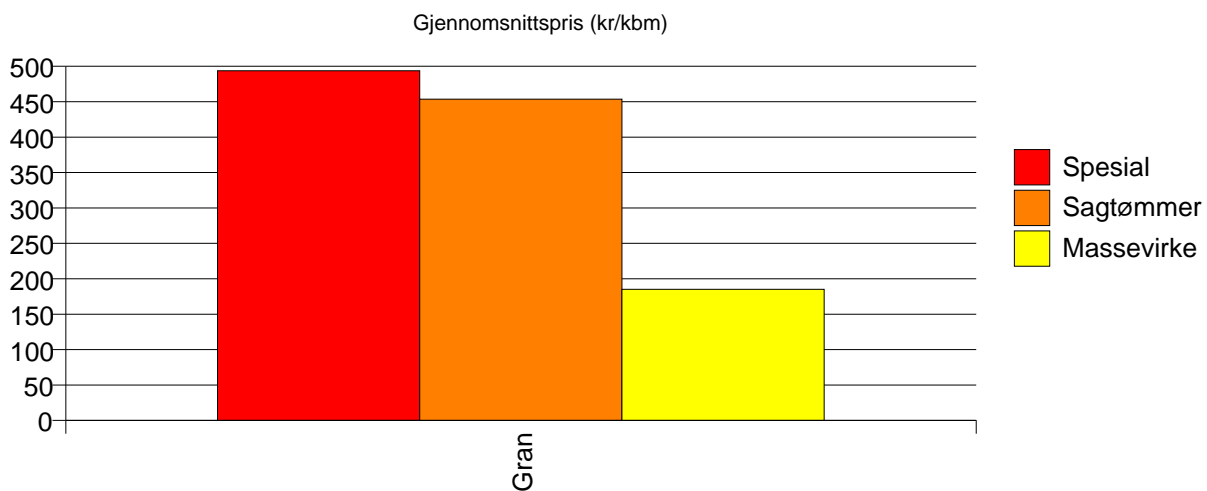
Volum 2007 (kbm)

	Spesial	Sagtømmer	Massevirke	Vrak	Sum:
Gran	4	2 219	2 247	34	4 504
Sum:	4	2 219	2 247	34	4 504



Gjennomsnittspris 2007 (kr/kbm)

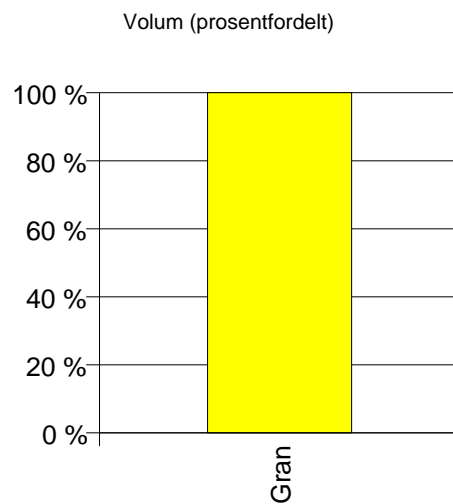
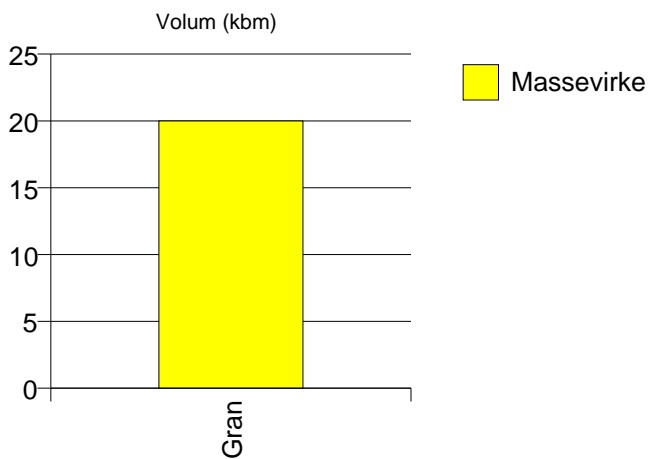
Gran	494	454	185	0	316
Snitt	494	454	185	0	316



1256 MELAND


Volum 2007 (kbm)

	Massevirke	Sum:
Gran	20	20
Sum:	20	20



Gjennomsnittspris 2007 (kr/kbm)

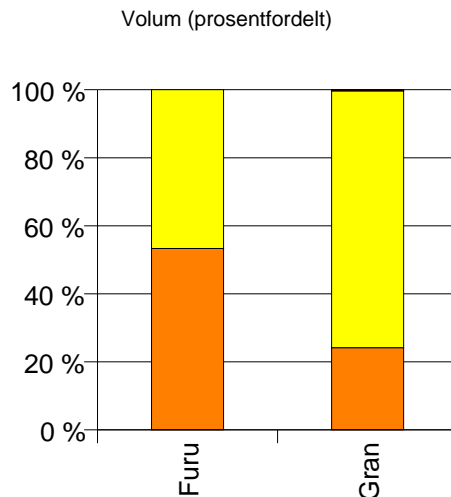
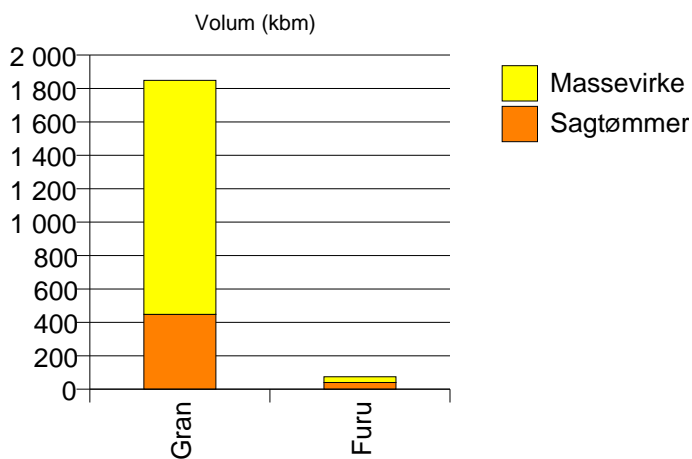
Gran	183	183
Snitt	183	183



1263 LINDÅS

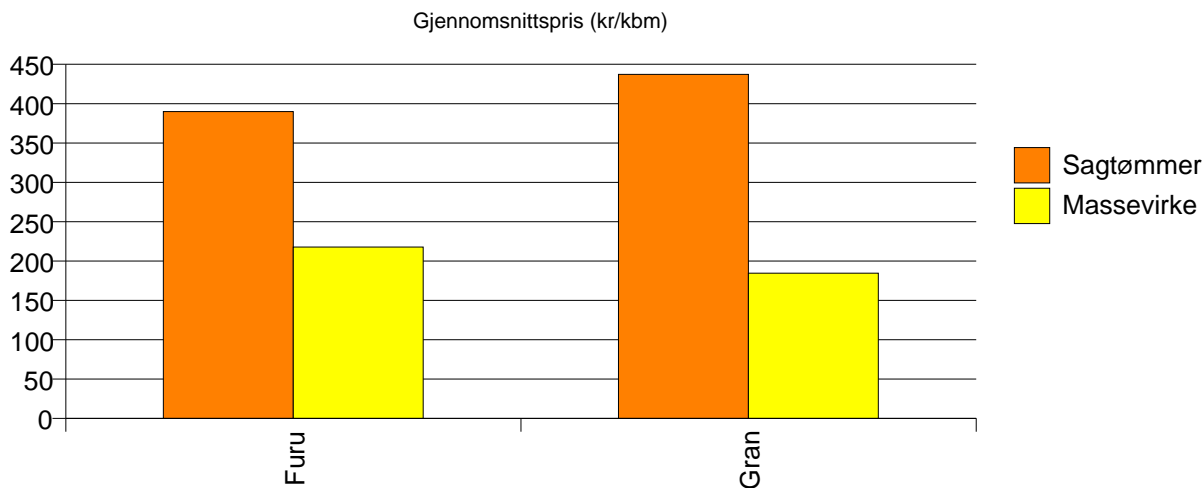
Volum 2007 (kbm)

	Sagtømmer	Massevirke	Vrak	Sum:
Furu	40	35		75
Gran	448	1 401	6	1 855
Sum:	488	1 436	6	1 930



Gjennomsnittspris 2007 (kr/kbm)

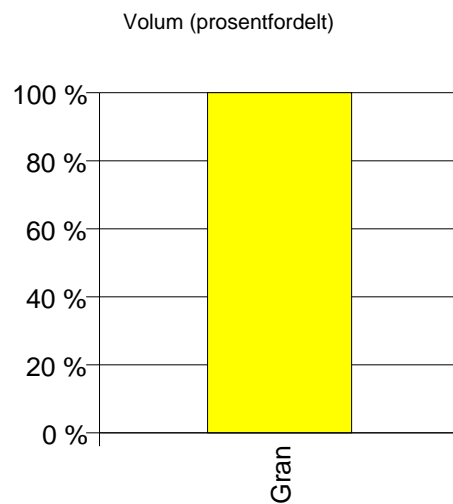
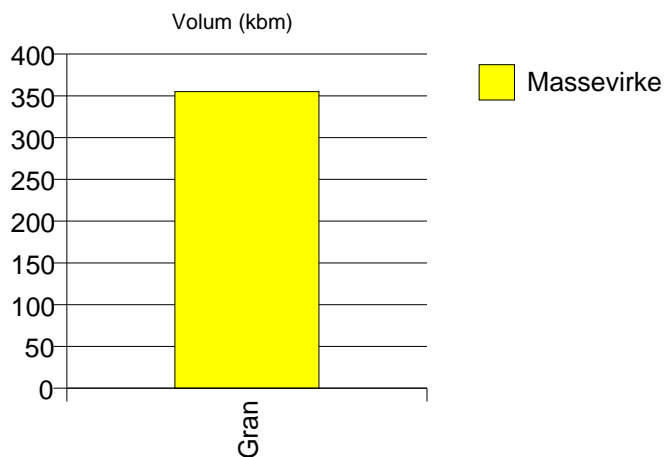
	Sagtømmer	Massevirke	Vrak	Snitt
Furu	390	218		310
Gran	437	185	0	245
Snitt	433	185	0	248



1264 AUSTRHEIM


Volum 2007 (kbm)

	Massevirke	Sum:
Gran	355	355
Sum:	355	355



Gjennomsnittspris 2007 (kr/kbm)

Gran	184	184
Snitt	184	184

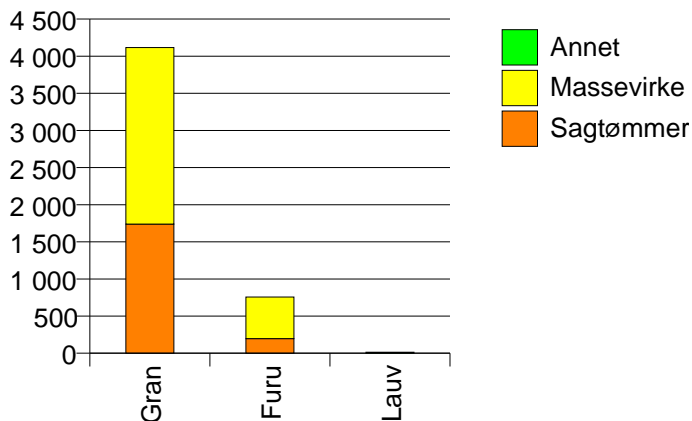


1221 STORD

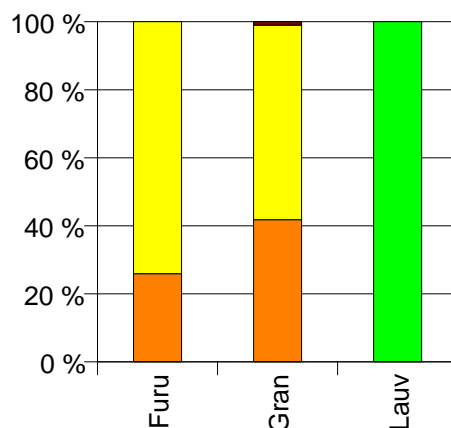
Volum 2007 (kbm)

	Sagtømmer	Massevirke	Annet	Vrak	Sum:
Furu	196	560			756
Gran	1 739	2 378		41	4 158
Lauv			14		14
Sum:	1 935	2 938	14	41	4 928

Volum (kbm)



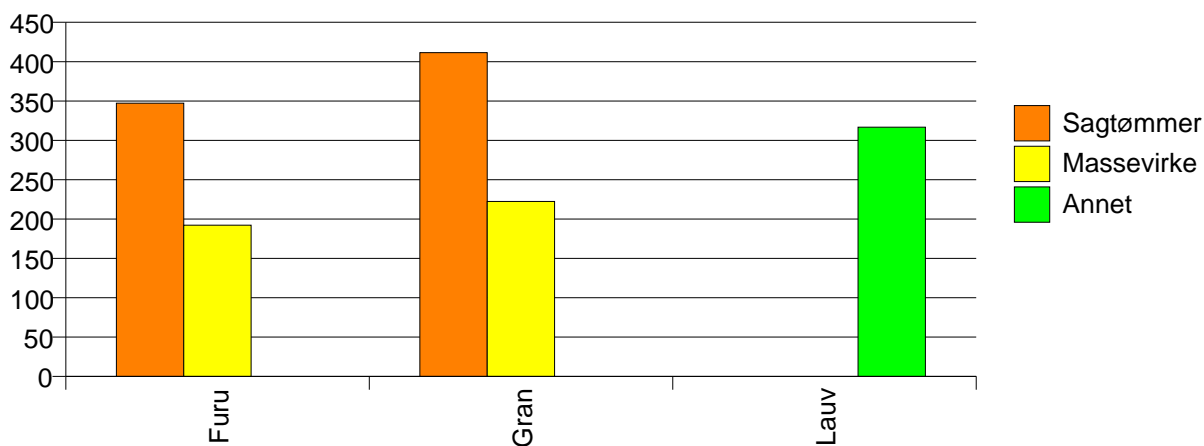
Volum (prosentfordelt)



Gjennomsnittspris 2007 (kr/kbm)

	Sagtømmer	Massevirke	Annet	Vrak	Snitt
Furu	347	192			232
Gran	411	222		0	299
Lauv			317		317
Snitt	405	217	317	0	289

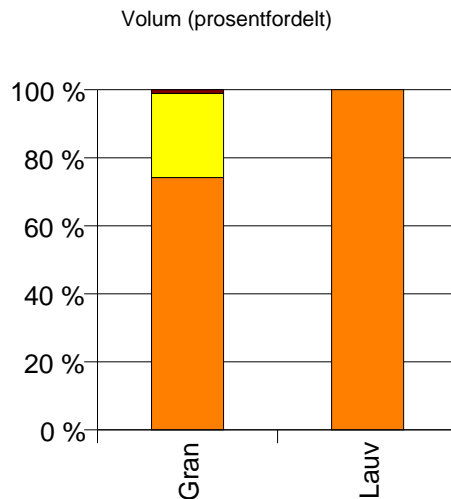
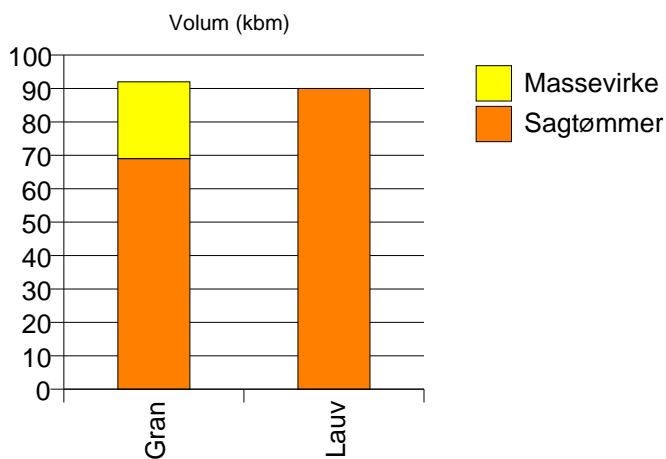
Gjennomsnittspris (kr/kbm)



1222 FITJAR

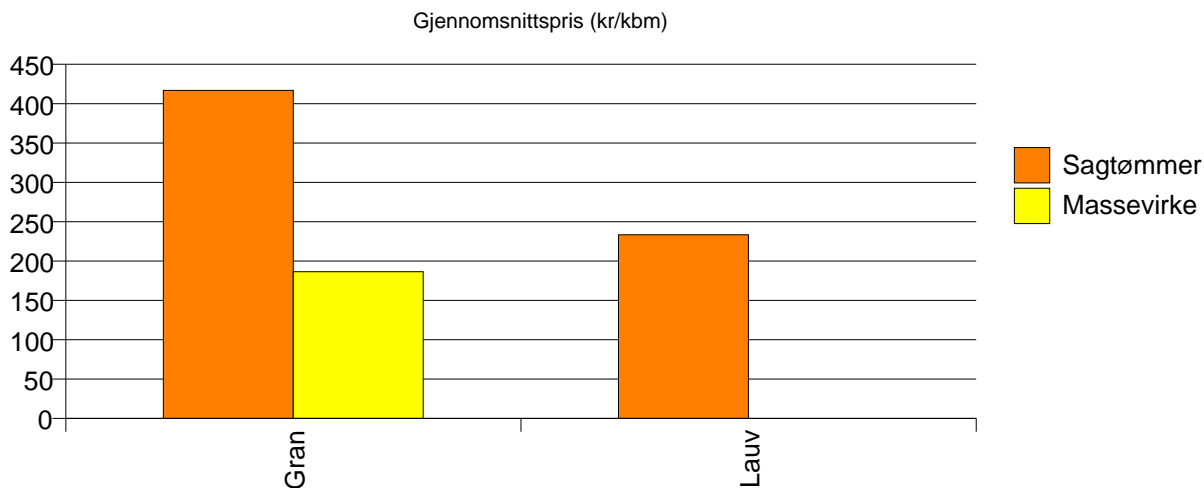
Volum 2007 (kbm)

	Sagtømmer	Massevirke	Vrak	Sum:
Gran	69	23	1	93
Lauv	90			90
Sum:	159	23	1	183



Gjennomsnittspris 2007 (kr/kbm)

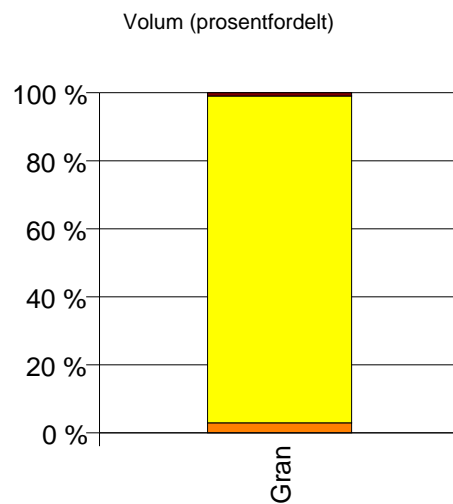
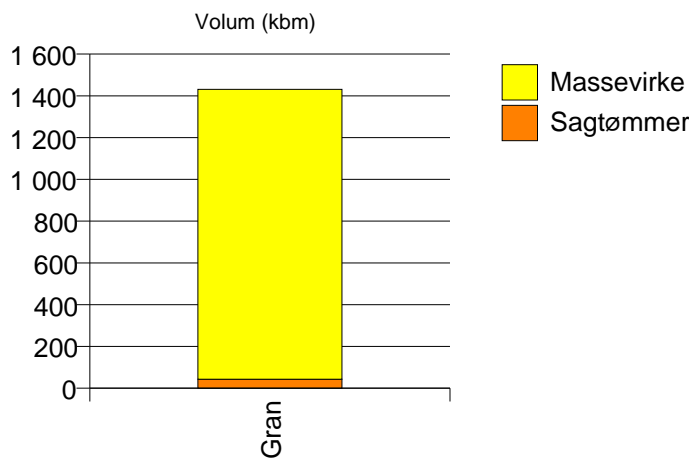
	Sagtømmer	Massevirke	Vrak	Snitt
Gran	417	186	0	355
Lauv	233			233
Snitt	313	186	0	295



1244 AUSTEVOLL

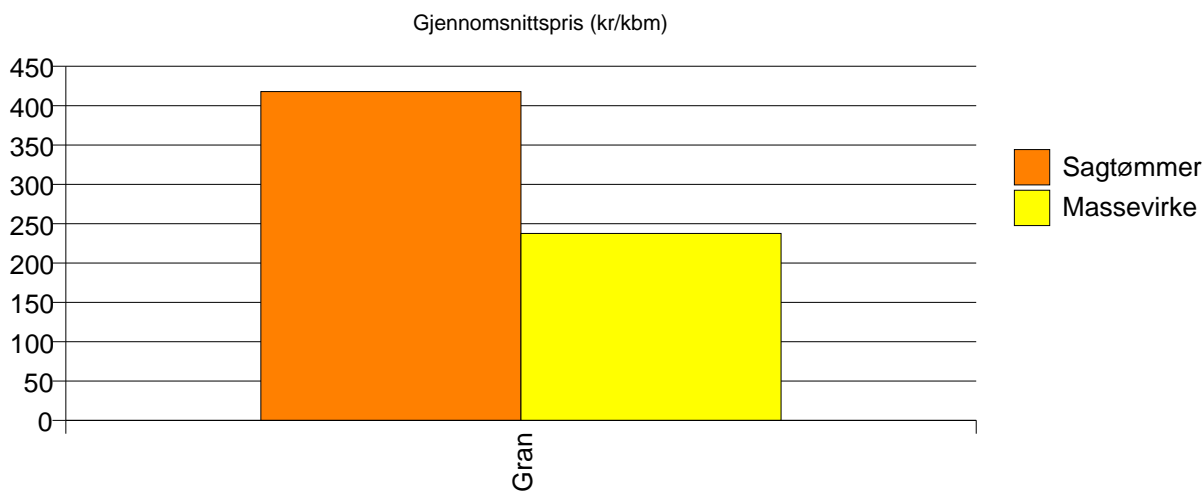
Volum 2007 (kbm)

	Sagtømmer	Massevirke	Vrak	Sum:
Gran	43	1 388	14	1 445
Sum:	43	1 388	14	1 445



Gjennomsnittspris 2007 (kr/kbm)

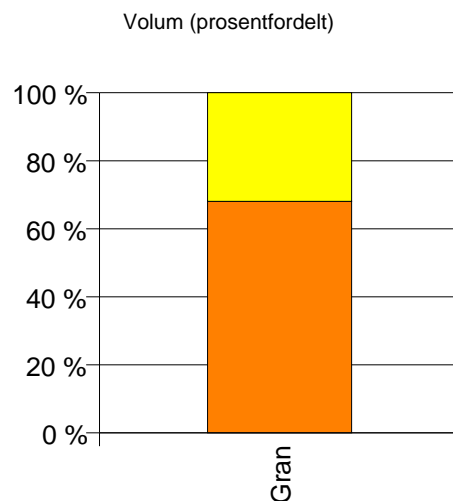
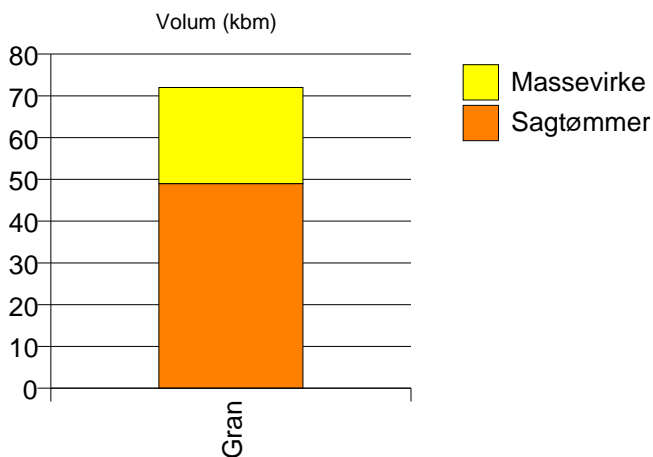
Gran	418	238	0	241
Snitt	418	238	0	241



1252 MODALEN

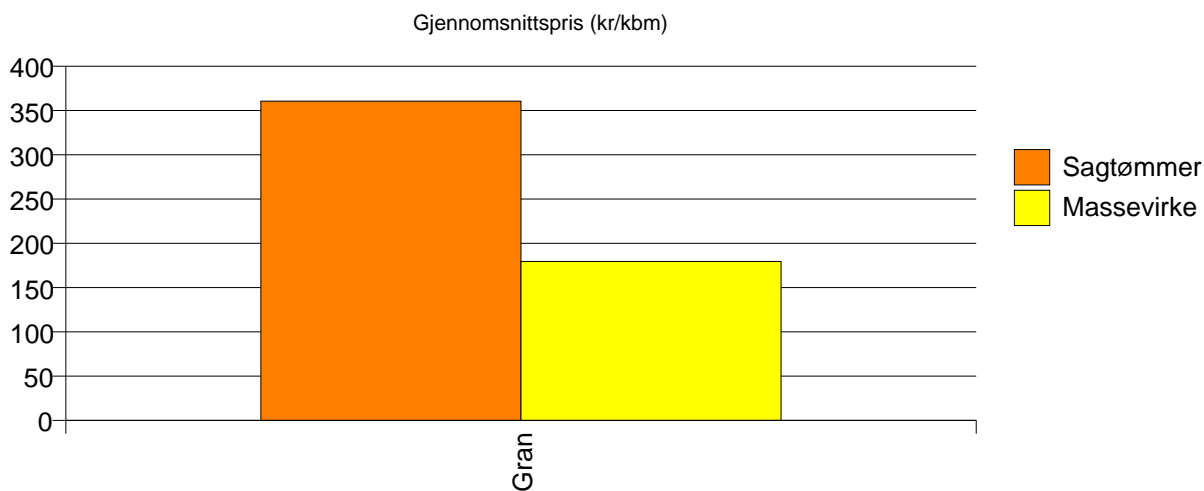
Volum 2007 (kbm)

	Sagtømmer	Massevirke	Sum:
Gran	49	23	72
Sum:	49	23	72



Gjennomsnittspris 2007 (kr/kbm)

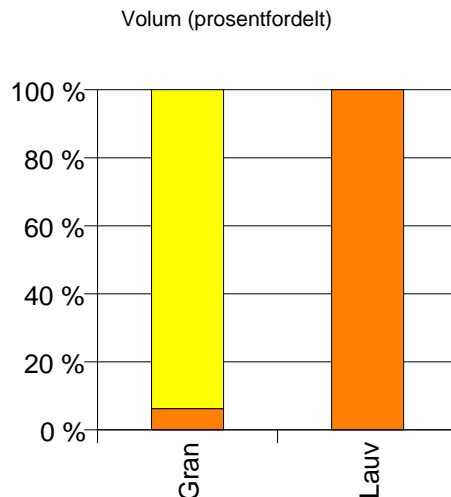
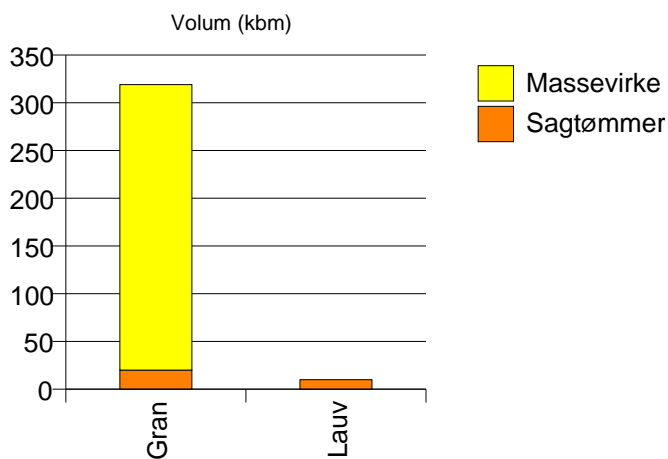
Gran	361	180	303
Snitt	361	180	303



1260 RADØY

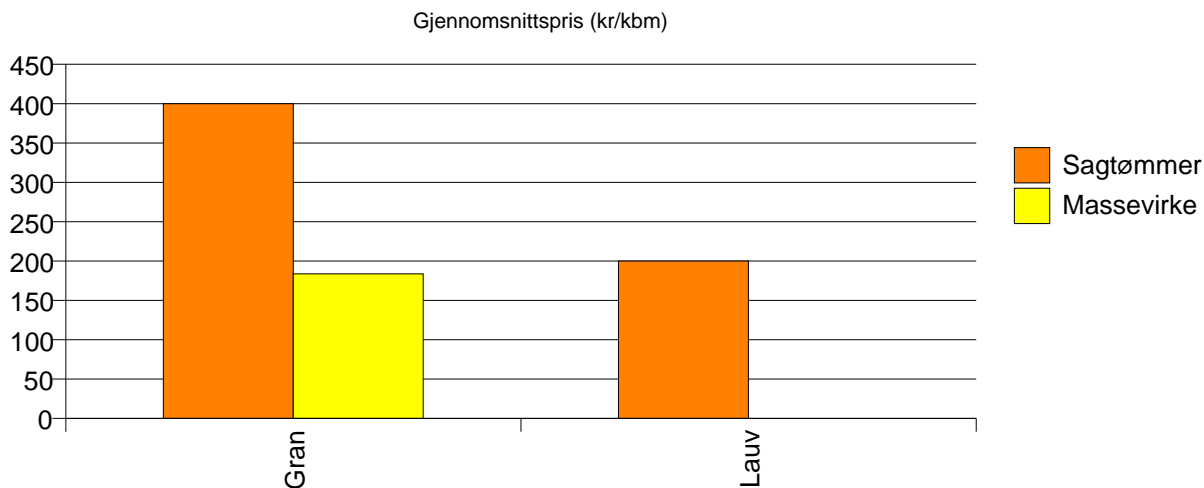
Volum 2007 (kbm)

	Sagtømmer	Massevirke	Sum:
Gran	20	299	319
Lauv	10		10
Sum:	30	299	329



Gjennomsnittspris 2007 (kr/kbm)

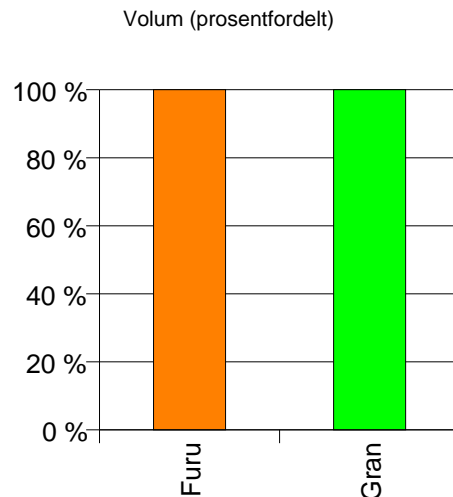
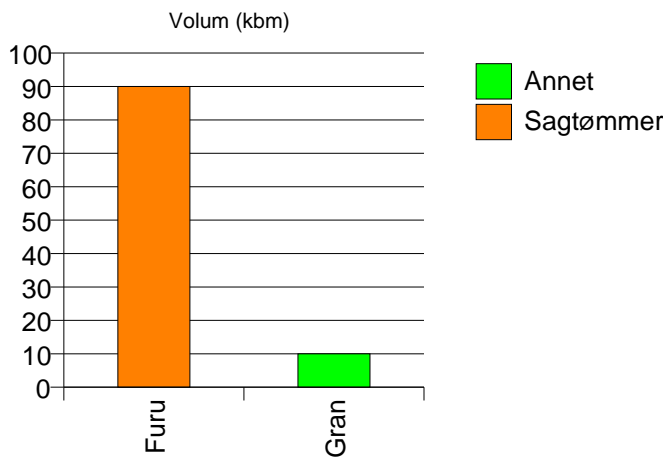
	Sagtømmer	Massevirke	Snitt
Gran	400	184	197
Lauv	200		200
Snitt	333	184	197



1266 MASFJORDEN

Volum 2007 (kbm)

	Sagtømmer	Annet	Sum:
Furu	90		90
Gran		10	10
Sum:	90	10	100



Gjennomsnittspris 2007 (kr/kbm)

	Sagtømmer	Annet	Snitt
Furu	344		344
Gran		200	200
Snitt	344	200	330

