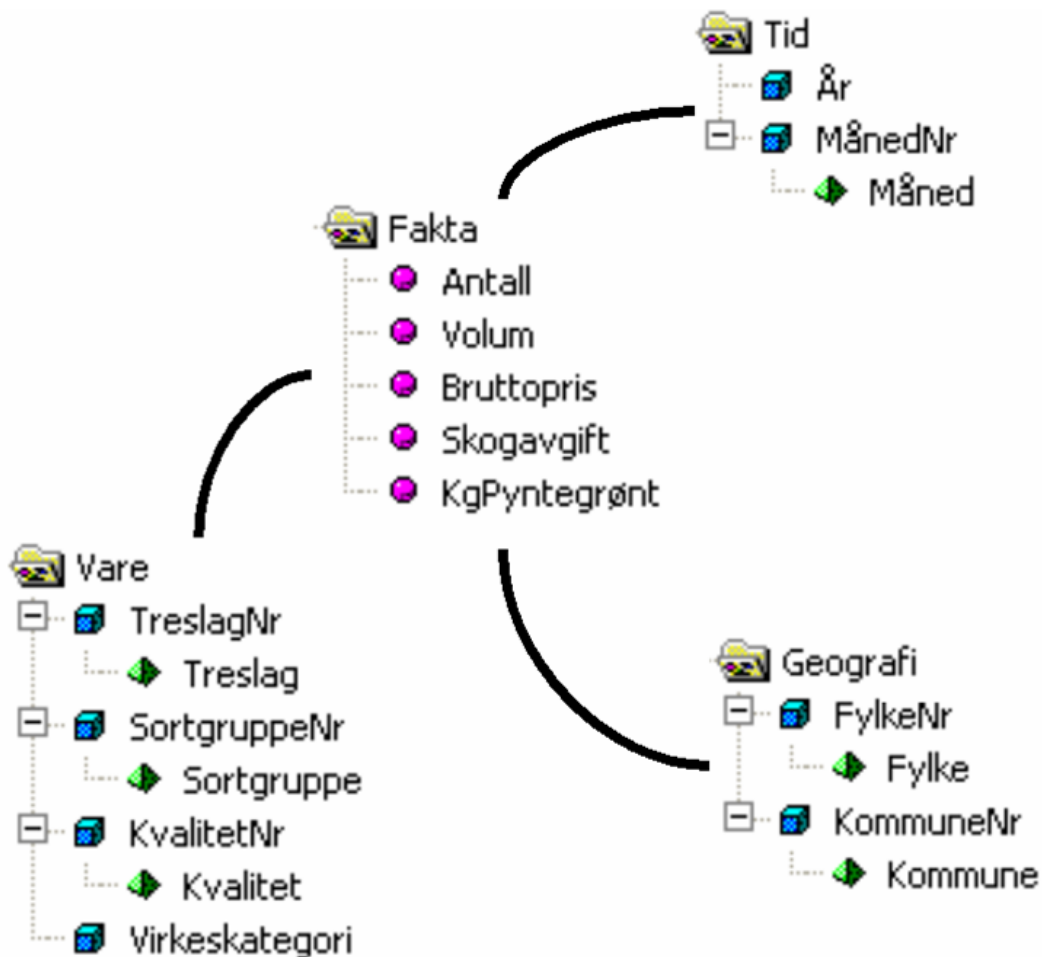


Virkestatistikk fra SKOG-DATA AS

m/kommuner



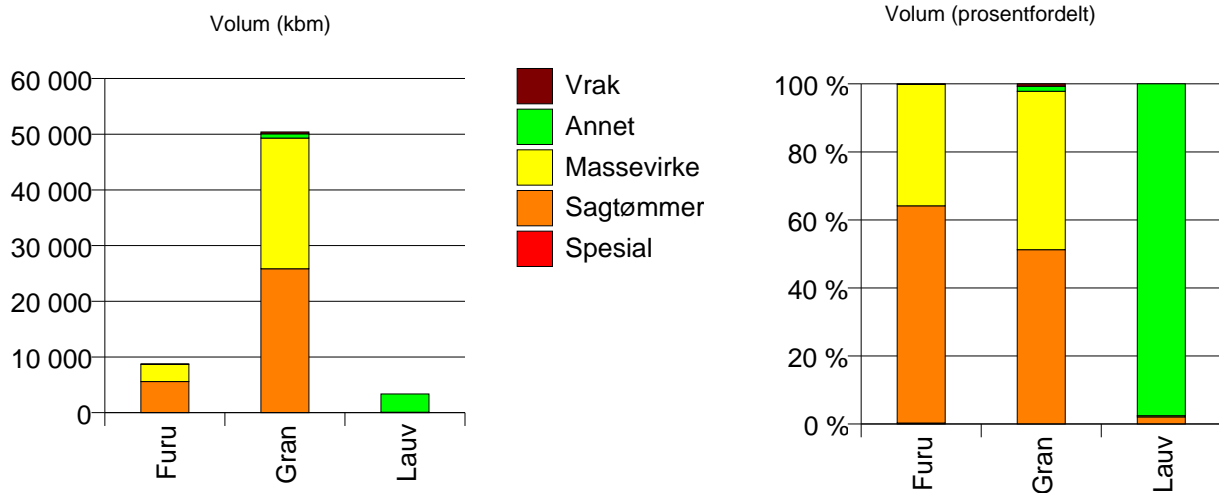
Dataene i rapporten er hentet fra databasen som inneholder virkesdata med tilhørende innbetalinger av skogavgift. Rapporten er laget med Business Objects, som er sluttbrukerverktøyet i Skog-Data sine nye datavarehus-løsninger. Business Objects er ett meget sterkt rapportverktøy som kan presentere store mengder data effektivt.

Rapportene kan lastes ned fra www.skogdata.no/statistikk

For mer informasjon, kontakt: alexanderh@skogdata.no

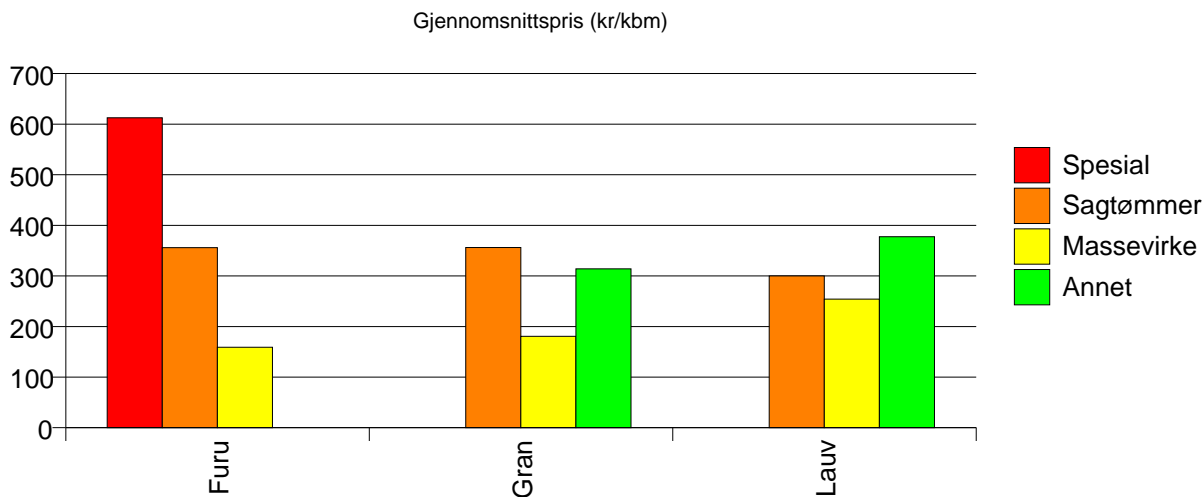
Volum

	Spesial	Sagtømmer	Massevirke	Annet	Vrak	Sum:
Furu	26	5 570	3 109		16	8 721
Gran		25 846	23 471	767	338	50 422
Lauv		70	12	3 280		3 362
Sum:	26	31 486	26 592	4 047	354	62 505



Gjennomsnittspris (kr/kbn)

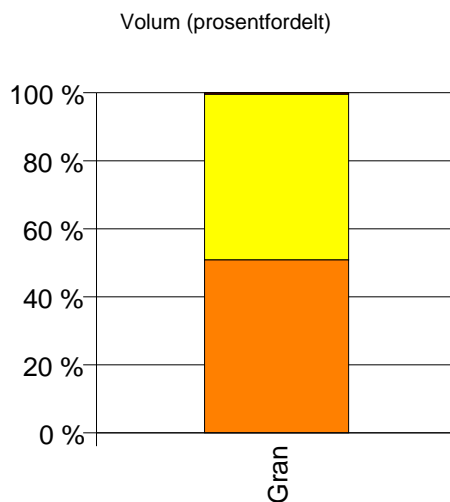
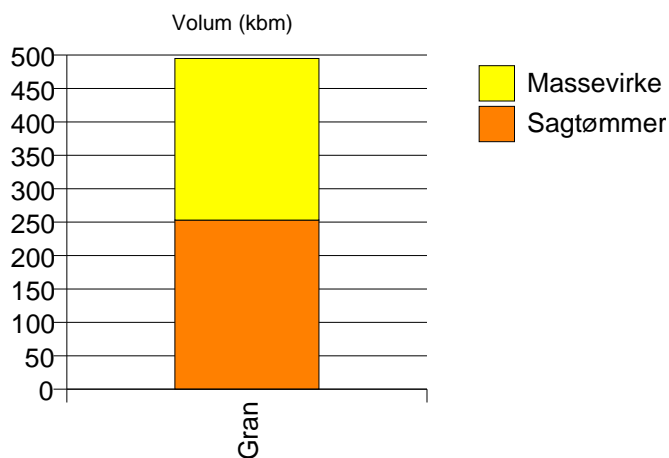
	Spesial	Sagtømmer	Massevirke	Annet	Vrak	Snitt:
Furu	613	356	159		0	286
Gran		356	181	314	0	271
Lauv		300	254	378		376
Snitt:	613	356	178	366	0	279



1114 BJERKREIM

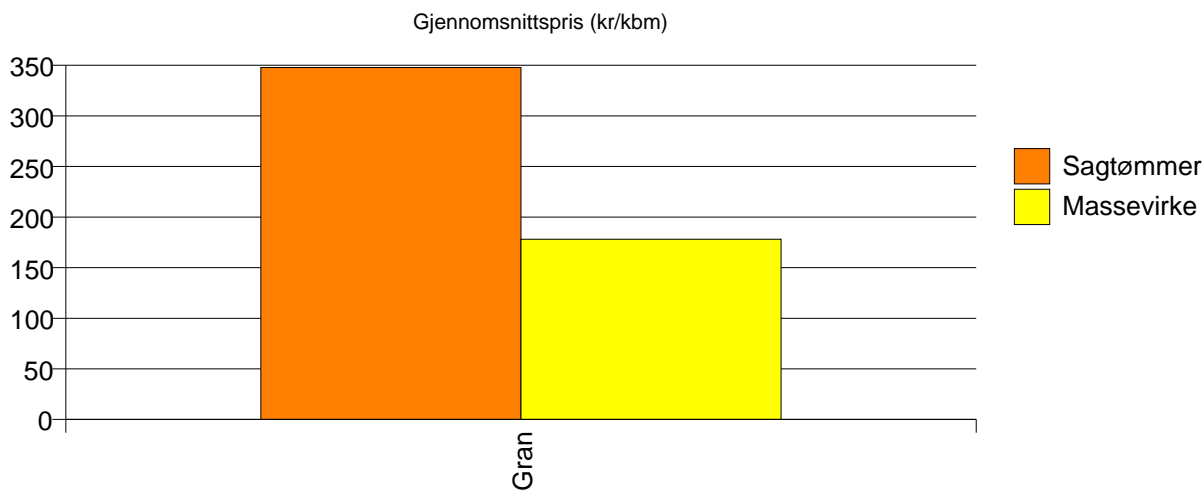
Volum (kbm)

	Sagtømmer	Massevirke	Vrak	Sum:
Gran	253	242	2	497
Sum:	253	242	2	497



Gjennomsnittspris (kr/kbm)

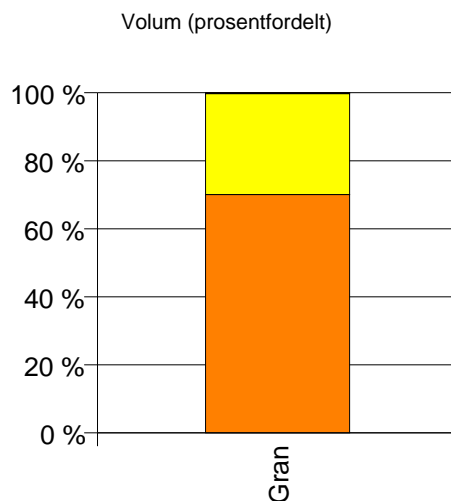
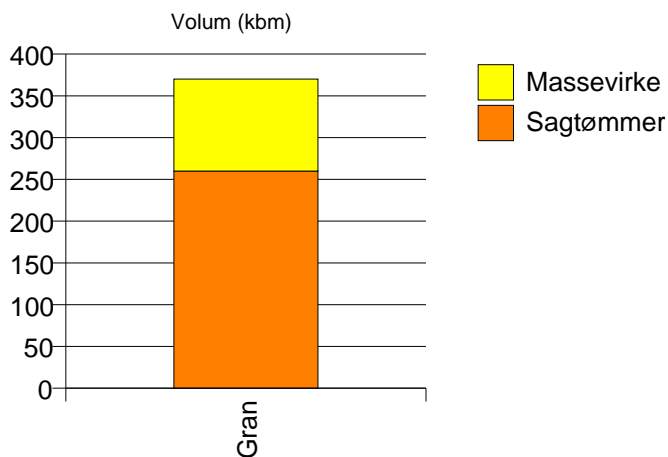
Gran	348	178	0	264
Snitt	348	178	0	264



1106 HAUGESUND

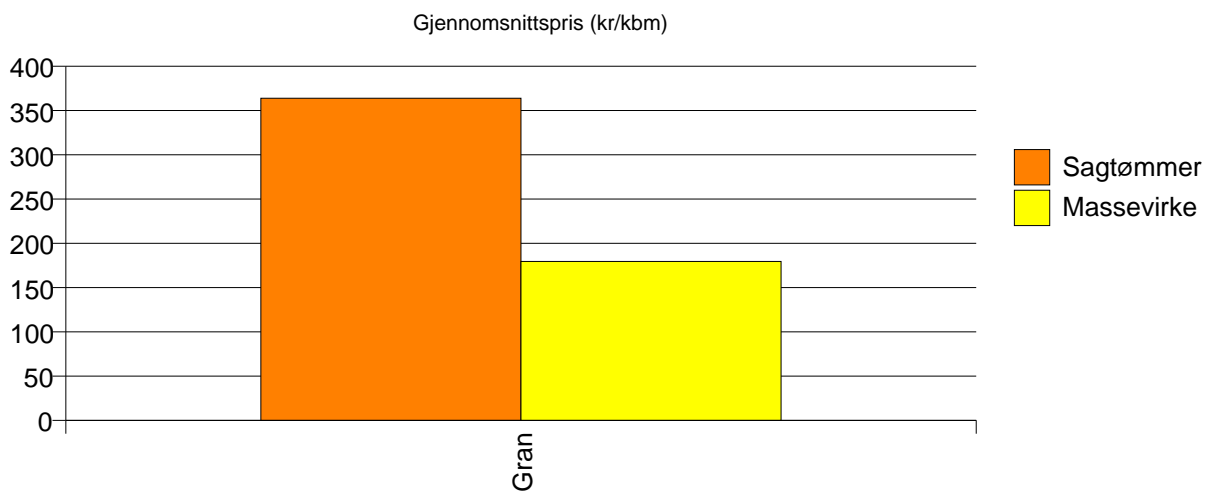
Volum (kbm)

	Sagtømmer	Massevirke	Vrak	Sum:
Gran	260	110	1	371
Sum:	260	110	1	371



Gjennomsnittspris (kr/kbm)

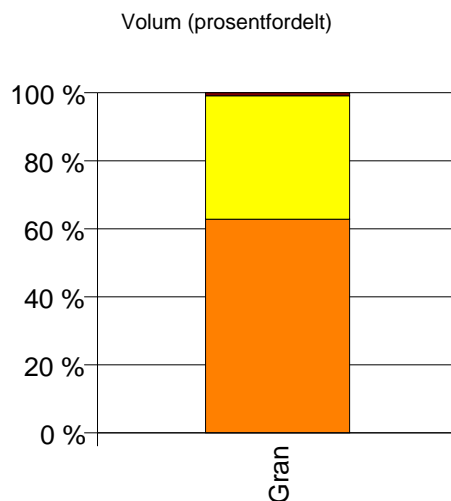
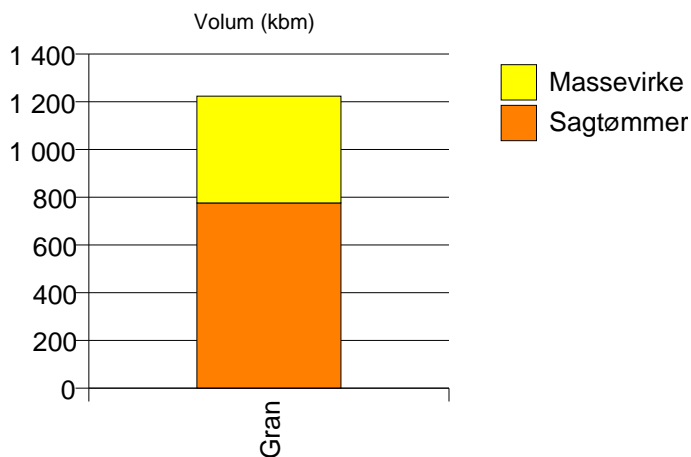
Gran	364	180	0	308
Snitt	364	180	0	308



1121 TIME

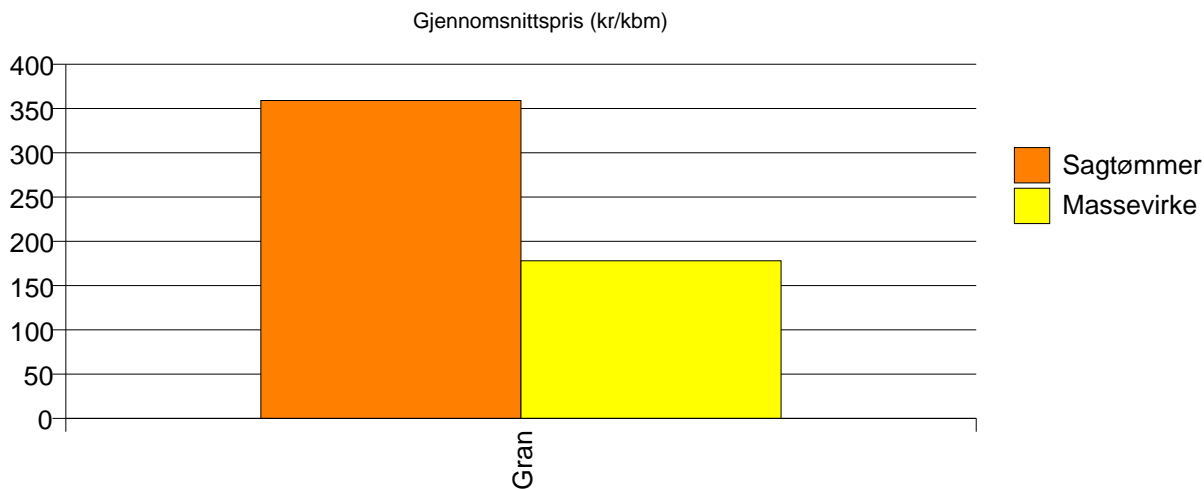
Volum (kbm)

	Sagtømmer	Massevirke	Vrak	Sum:
Gran	776	448	11	1 235
Sum:	776	448	11	1 235



Gjennomsnittspris (kr/kbm)

Gran	359	178	0	290
Snitt	359	178	0	290

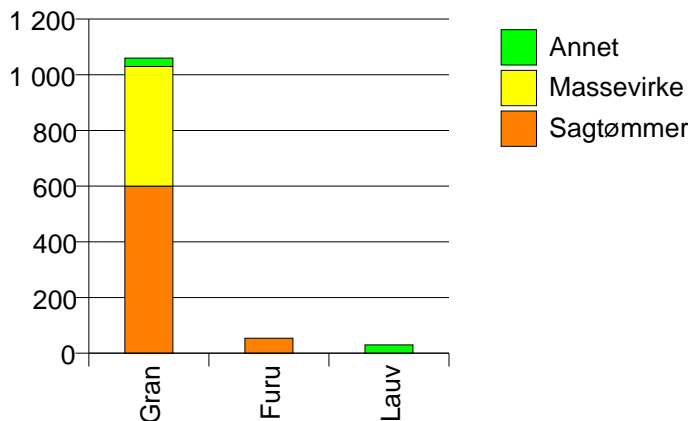


1101 EIGERSUND

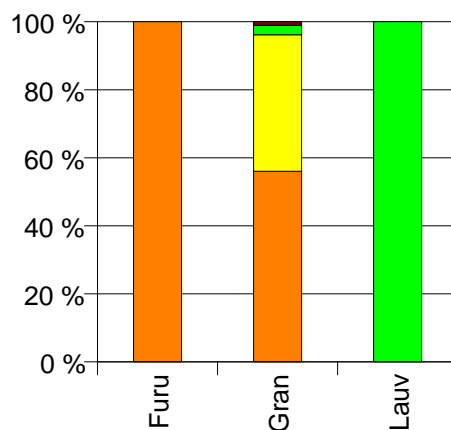
Volum (kbm)

	Sagtømmer	Massevirke	Annet	Vrak	Sum:
Furu	54				54
Gran	600	430	30	11	1 071
Lauv			30		30
Sum:	654	430	60	11	1 155

Volum (kbm)



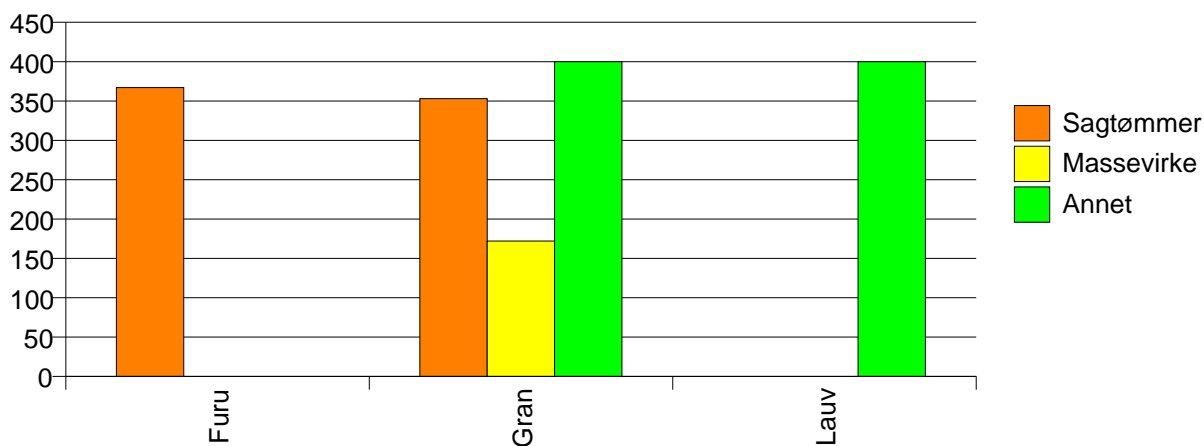
Volum (prosentfordelt)



Gjennomsnittspris (kr/kbm)

	Sagtømmer	Massevirke	Annet	Vrak	Snitt
Furu	367				367
Gran	353	172	400	0	278
Lauv			400		400
Snitt	354	172	400	0	285

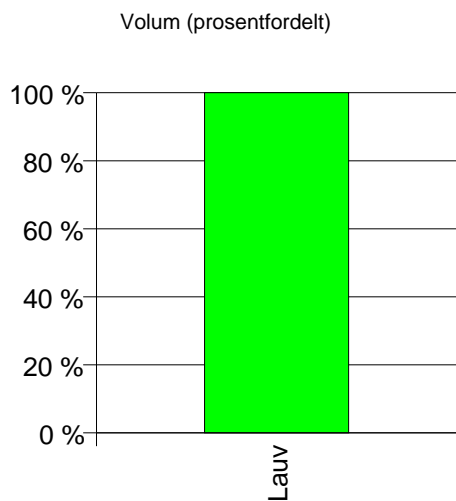
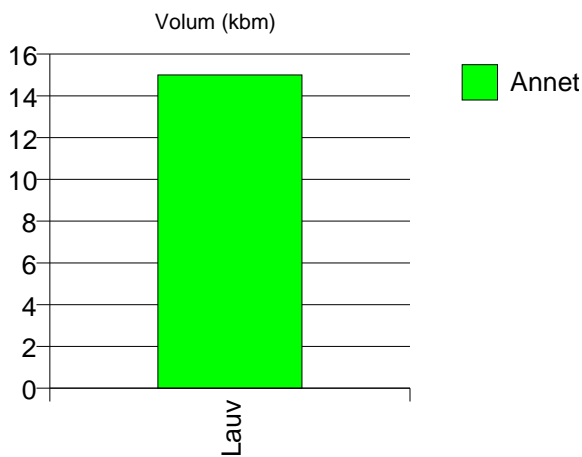
Gjennomsnittspris (kr/kbm)



1111 SOKNDAL

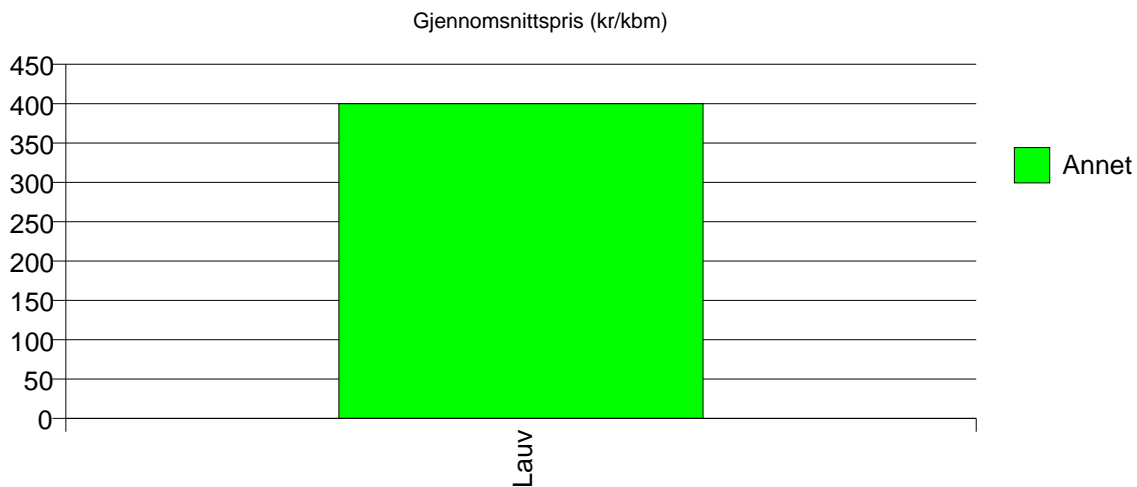
Volum (kbm)

	Annet	Sum:
Lauv	15	15
Sum:	15	15



Gjennomsnittspris (kr/kbm)

Lauv	400	400
Snitt	400	400

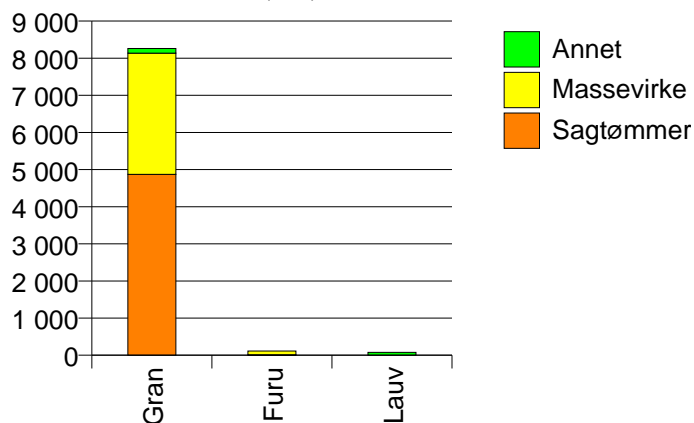


1112 LUND

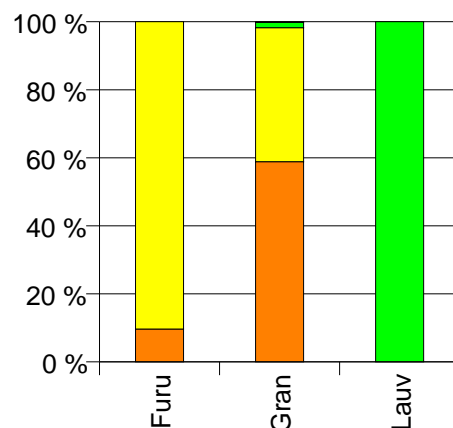
Volum (kbm)

	Sagtømmer	Massevirke	Annet	Vrak	Sum:
Furu	11	103			114
Gran	4 873	3 262	126	18	8 279
Lauv			77		77
Sum:	4 884	3 365	203	18	8 470

Volum (kbm)



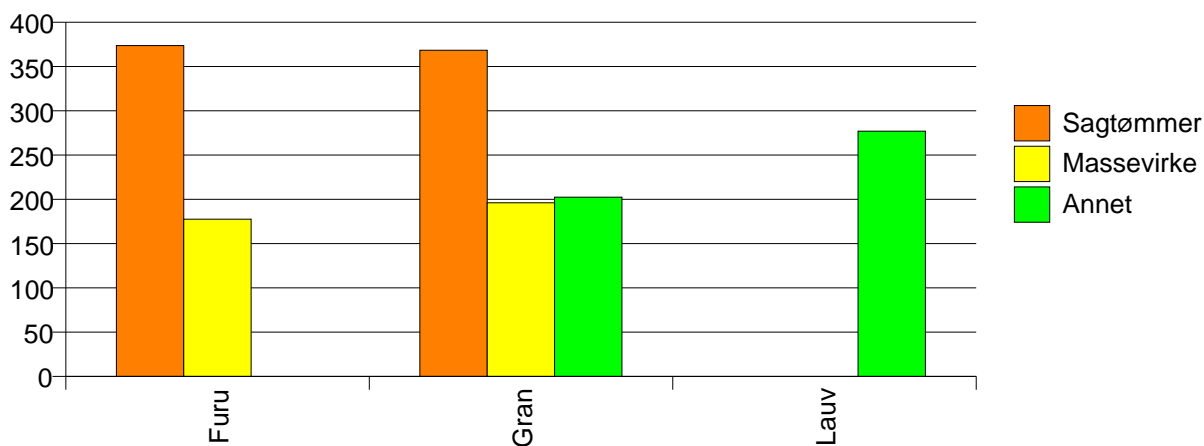
Volum (prosentfordelt)



Gjennomsnittspris (kr/kbm)

	Sagtømmer	Massevirke	Annet	Vrak	Snitt
Furu	374	178			197
Gran	368	196	203	0	297
Lauv			277		277
Snitt	369	196	231	0	296

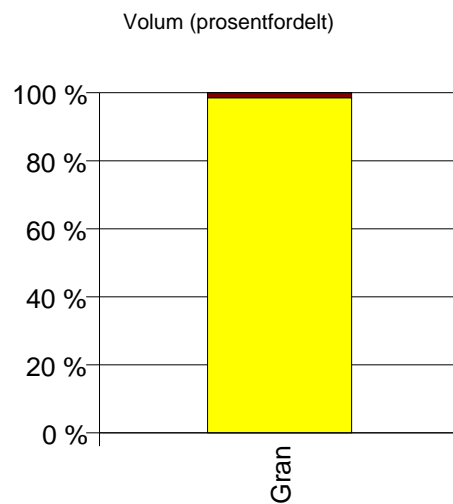
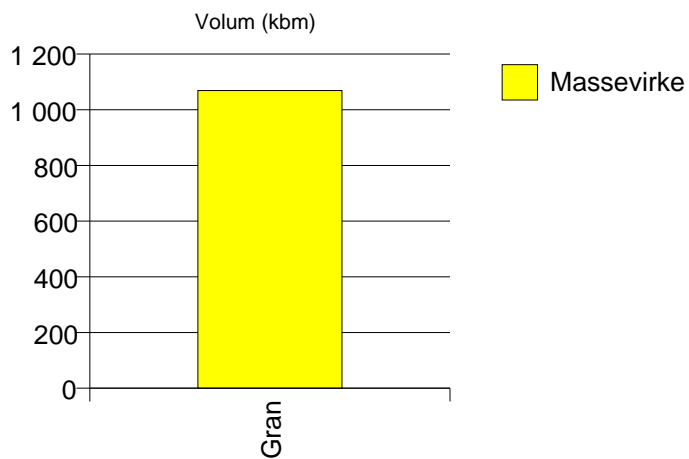
Gjennomsnittspris (kr/kbm)



1119 HÅ

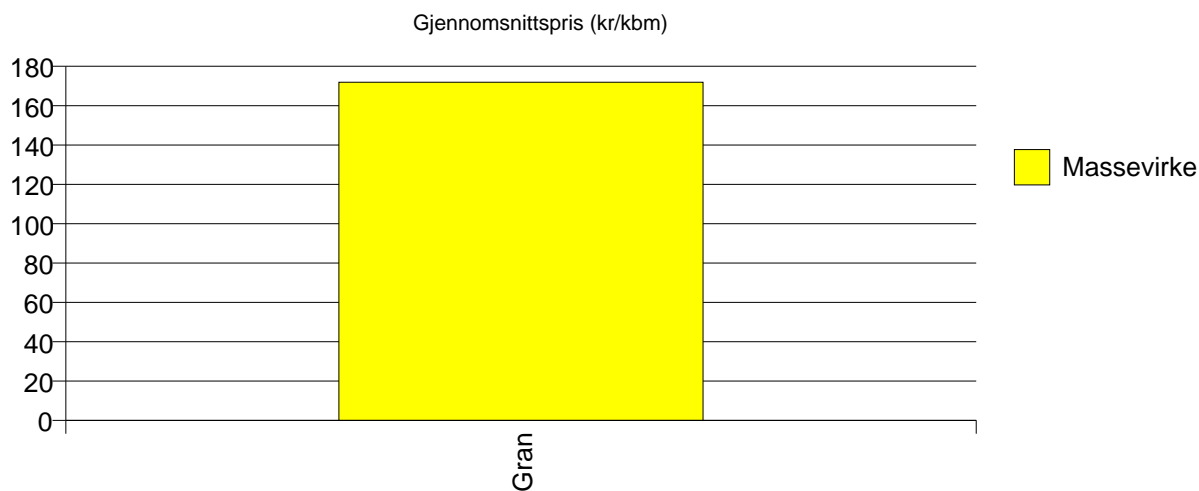
Volum (kbm)

	Massevirke	Vrak	Sum:
Gran	1 069	16	1 085
Sum:	1 069	16	1 085



Gjennomsnittspris (kr/kbm)

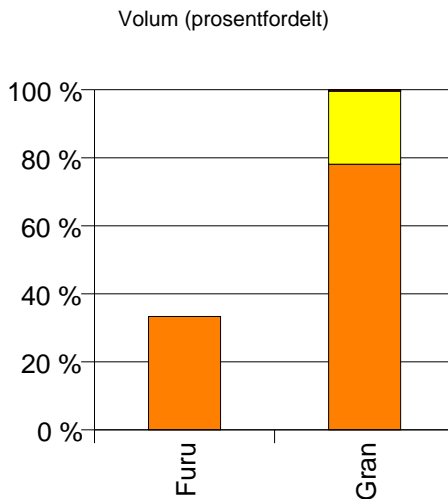
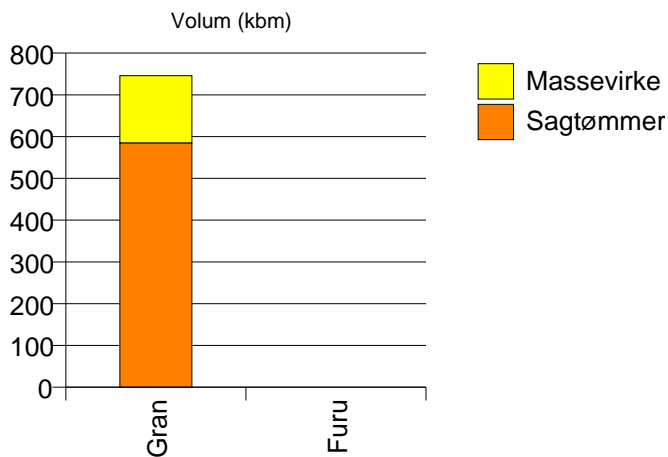
Gran	172	0	169
Snitt	172	0	169



1130 STRAND

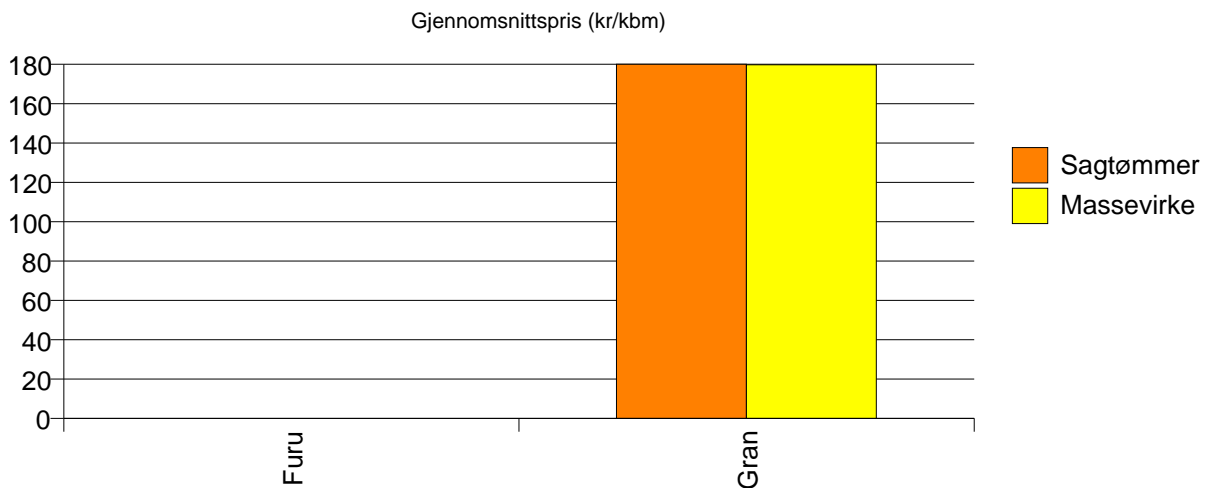
Volum (kbm)

	Sagtømmer	Massevirke	Vrak	Sum:
Furu	0			0
Gran	585	161	3	749
Sum:	585	161	3	749



Gjennomsnittspris (kr/kbm)

	Sagtømmer	Massevirke	Vrak	Snitt
Furu	#DIV/0			#DIV/0
Gran	349	180	0	311
Snitt	349	180	0	312

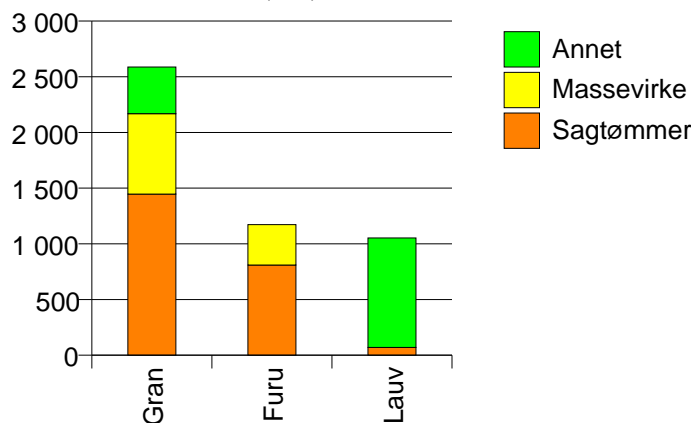


1133 HJELMELAND

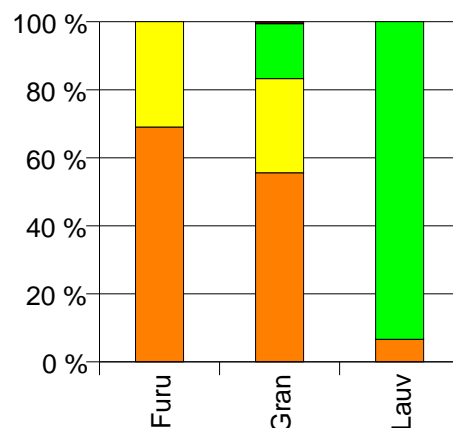
Volum (kbm)

	Sagtømmer	Massevirke	Annet	Vrak	Sum:
Furu	810	363			1 173
Gran	1 447	721	420	15	2 603
Lauv	70		983		1 053
Sum:	2 327	1 084	1 403	15	4 829

Volum (kbm)



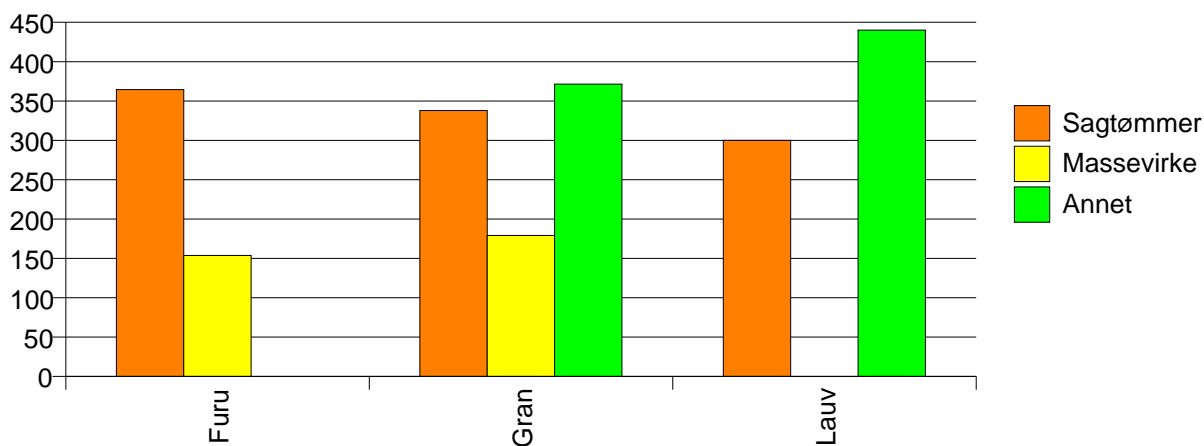
Volum (prosentfordelt)



Gjennomsnittspris (kr/kbm)

	Sagtømmer	Massevirke	Annet	Vrak	Snitt
Furu	364	154			299
Gran	338	179	371	0	297
Lauv	300		440		431
Snitt	346	171	420	0	327

Gjennomsnittspris (kr/kbm)

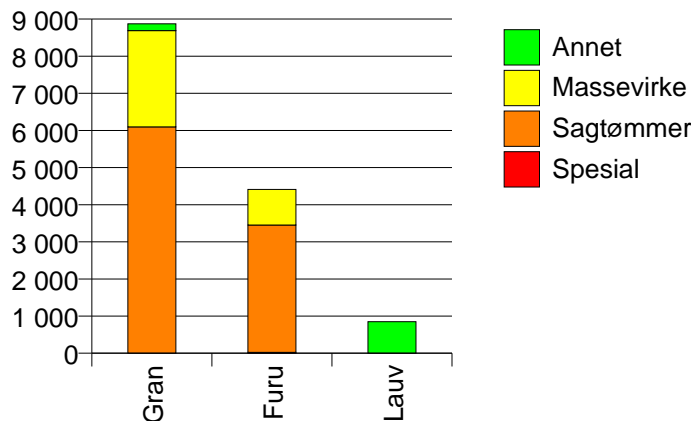


1134 SULDAL

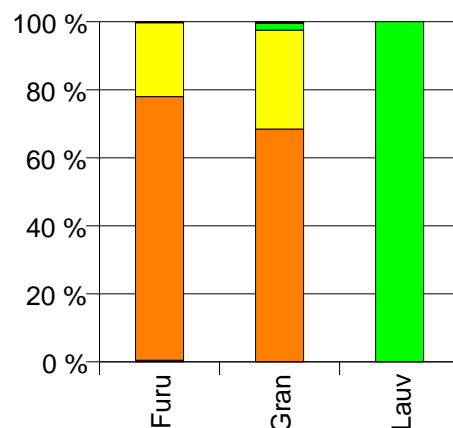
Volum (kbm)

	Spesial	Sagtømmer	Massevirke	Annet	Vrak	Sum:
Furu	22	3 430	961		13	4 426
Gran		6 096	2 592	183	35	8 906
Lauv				850		850
Sum:	22	9 526	3 553	1 033	48	14 182

Volum (kbm)



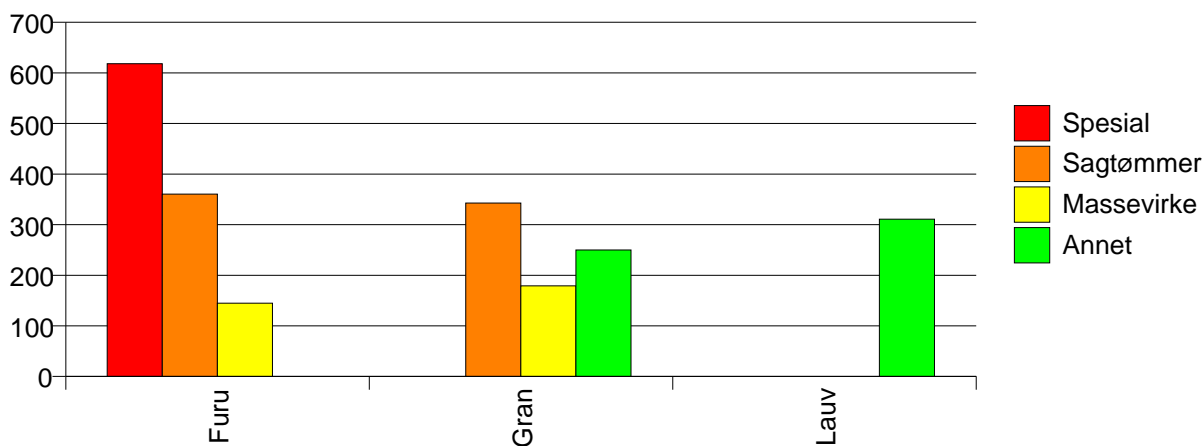
Volum (prosentfordelt)



Gjennomsnittspris (kr/kbm)

	Spesial	Sagtømmer	Massevirke	Annet	Vrak	Snitt
Furu	618	360	145		0	314
Gran		343	179	250	0	292
Lauv				311		311
Snitt	618	349	170	300	0	300

Gjennomsnittspris (kr/kbm)

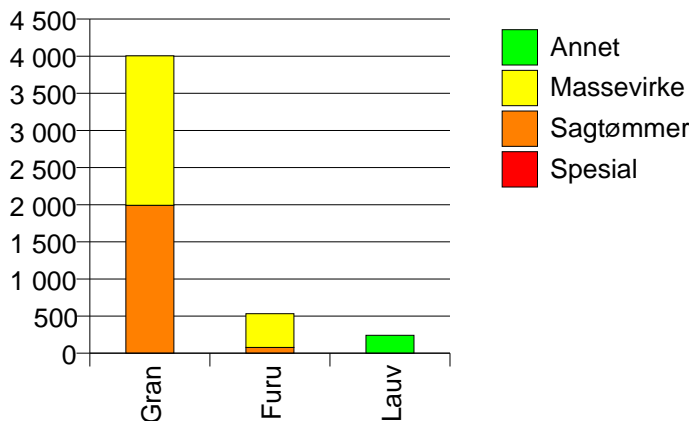


1146 TYSVÆR

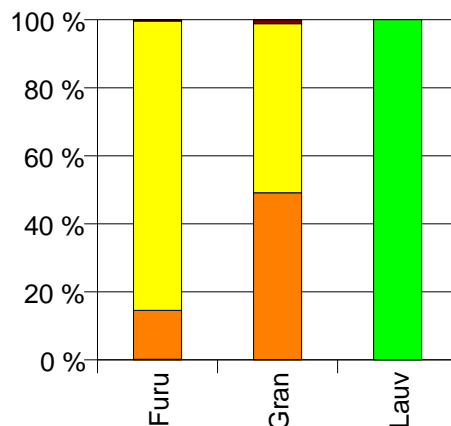
Volum (kbm)

	Spesial	Sagtømmer	Massevirke	Annet	Vrak	Sum:
Furu	1	77	455		2	535
Gran		1 992	2 014		47	4 053
Lauv				242		242
Sum:	1	2 069	2 469	242	49	4 830

Volum (kbm)



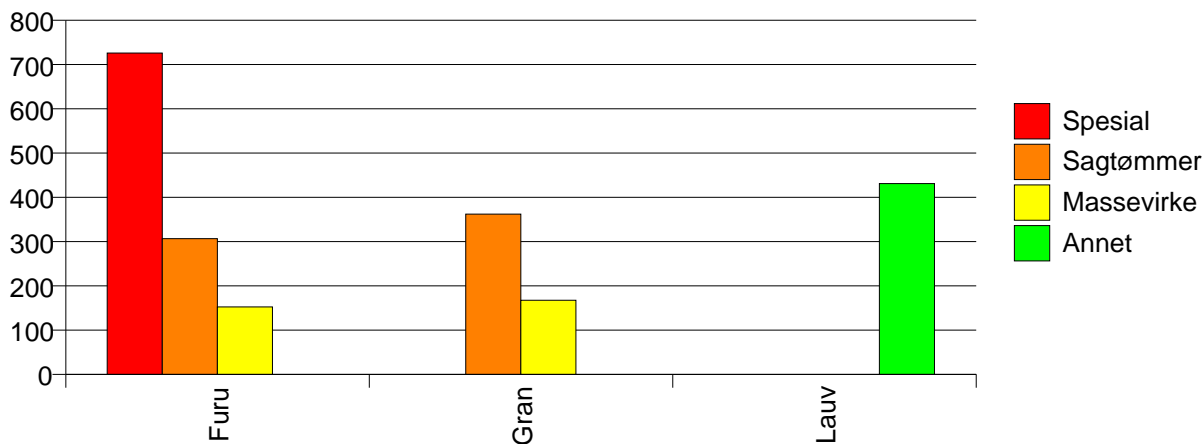
Volum (prosentfordelt)



Gjennomsnittspris (kr/kbm)

	Spesial	Sagtømmer	Massevirke	Annet	Vrak	Snitt
Furu	726	307	153		0	175
Gran		362	168		0	261
Lauv				431		431
Snitt	726	360	165	431	0	260

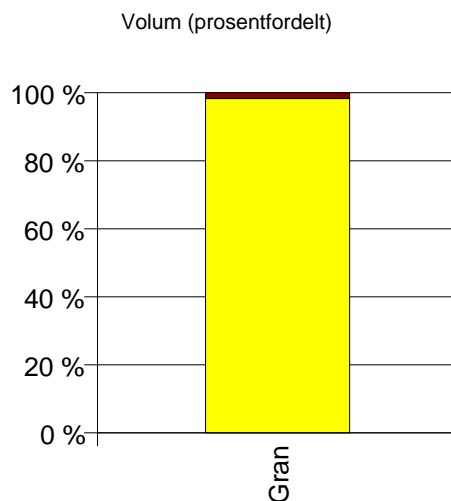
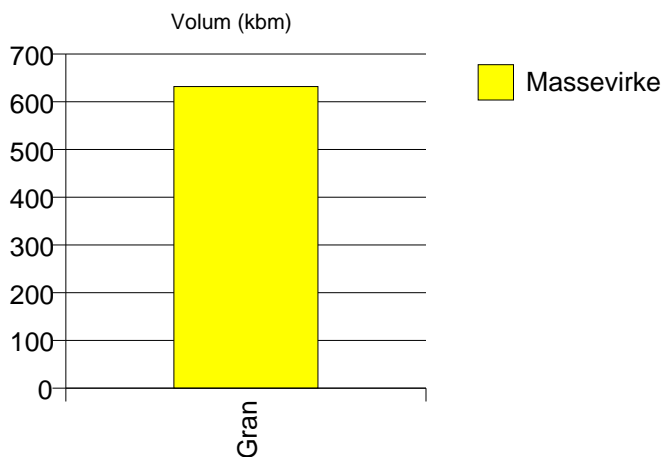
Gjennomsnittspris (kr/kbm)



1149 KARMØY

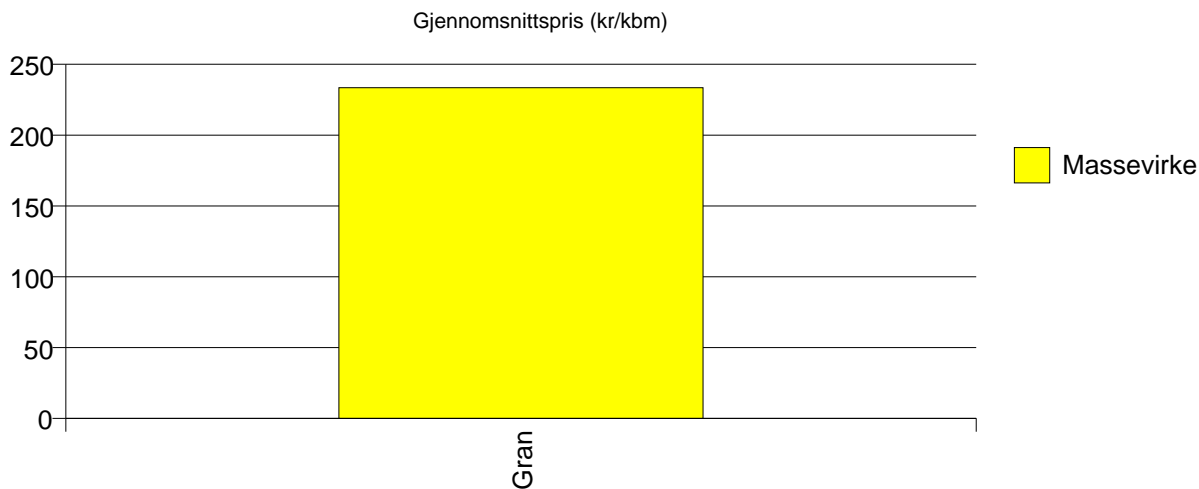
Volum (kbm)

	Massevirke	Vrak	Sum:
Gran	632	11	643
Sum:	632	11	643



Gjennomsnittspris (kr/kbm)

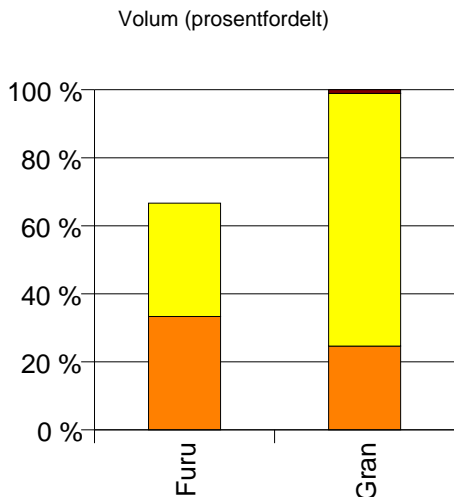
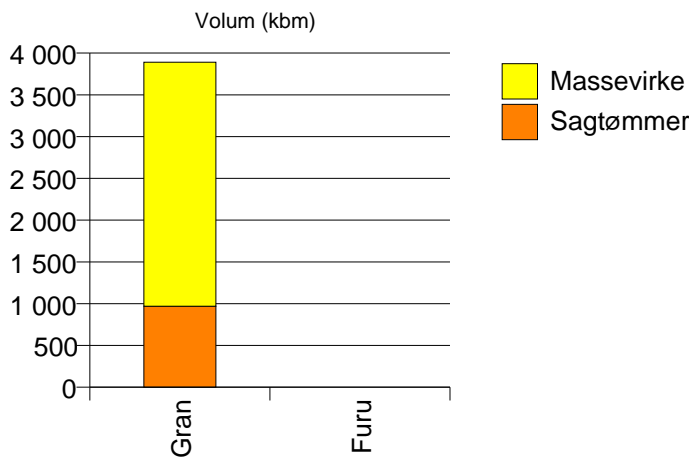
Gran	234	0	230
Snitt	234	0	230



1102 SANDNES

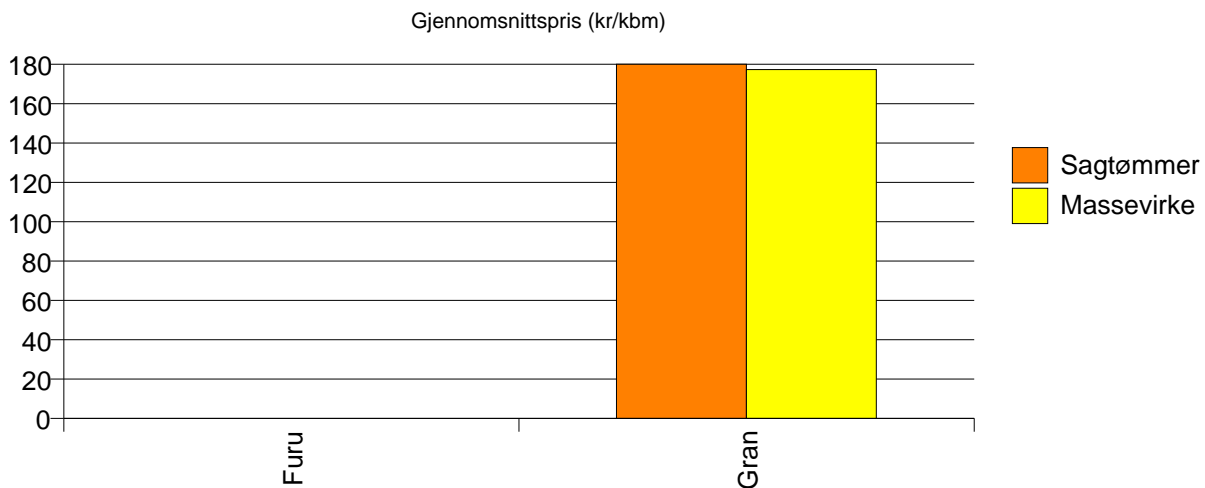
Volum (kbm)

	Sagtømmer	Massevirke	Vrak	Sum:
Furu	0	0		0
Gran	970	2 921	43	3 934
Sum:	970	2 921	43	3 934



Gjennomsnittspris (kr/kbm)

	Sagtømmer	Massevirke	Vrak	Snitt
Furu	#DIV/0	#DIV/0		#DIV/0
Gran	373	177	0	224
Snitt	374	177	0	224

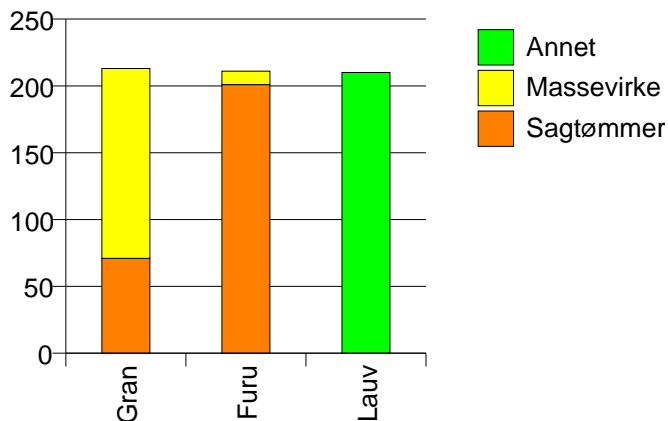


1135 SAUDA

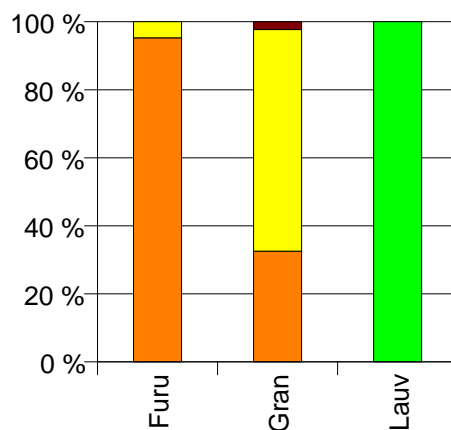
Volum (kbm)

	Sagtømmer	Massevirke	Annet	Vrak	Sum:
Furu	201	10			211
Gran	71	142		5	218
Lauv			210		210
Sum:	272	152	210	5	639

Volum (kbm)



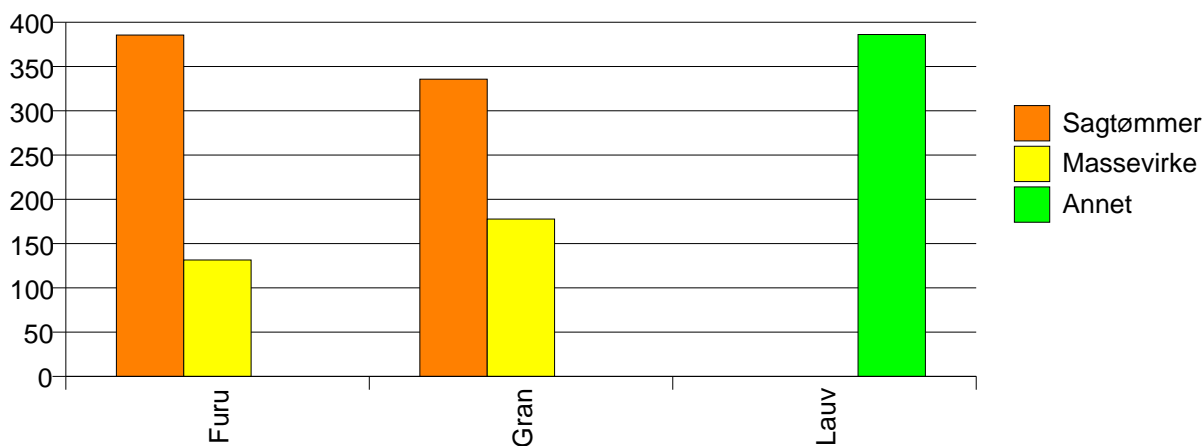
Volum (prosentfordelt)



Gjennomsnittspris (kr/kbm)

	Sagtømmer	Massevirke	Annet	Vrak	Snitt
Furu	386	132			374
Gran	336	178		0	225
Lauv			386		386
Snitt	373	175	386	0	327

Gjennomsnittspris (kr/kbm)

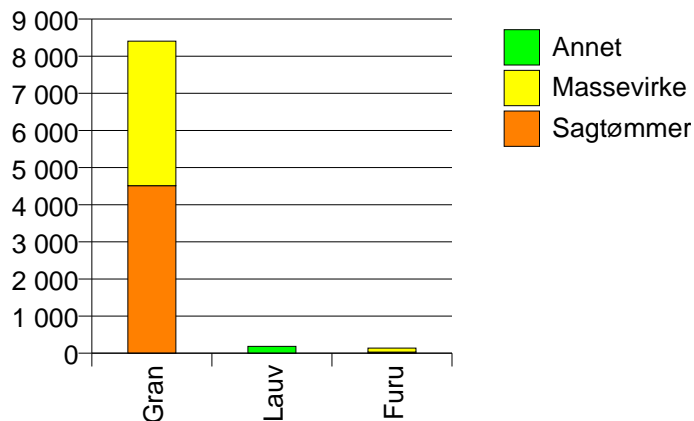


1141 FINNØY

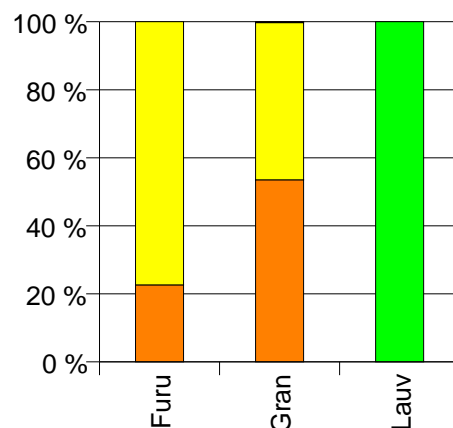
Volum (kbm)

	Sagtømmer	Massevirke	Annet	Vrak	Sum:
Furu	31	106			137
Gran	4 511	3 893		23	8 427
Lauv			185		185
Sum:	4 542	3 999	185	23	8 749

Volum (kbm)



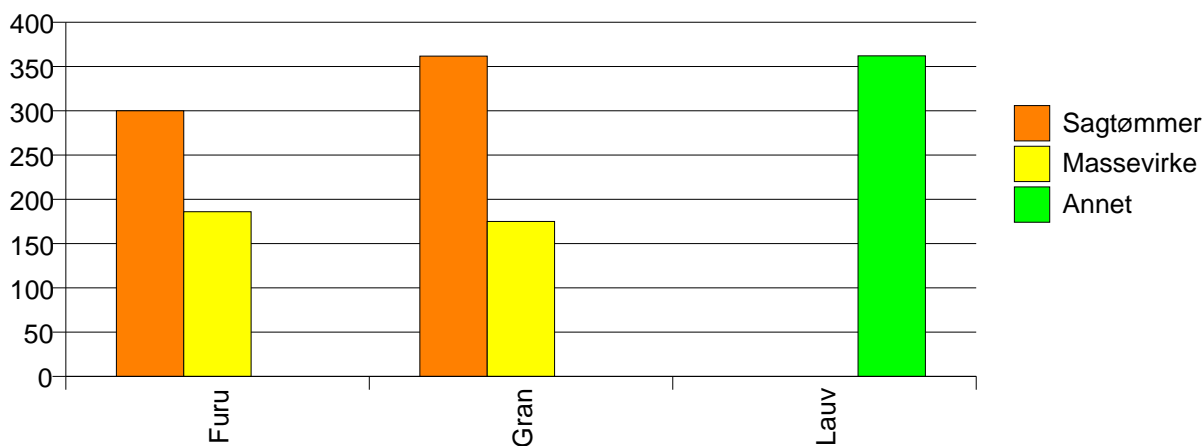
Volum (prosentfordelt)



Gjennomsnittspris (kr/kbm)

	Sagtømmer	Massevirke	Annet	Vrak	Snitt
Furu	300	186			212
Gran	362	175		0	275
Lauv			362		362
Snitt	361	175	362	0	275

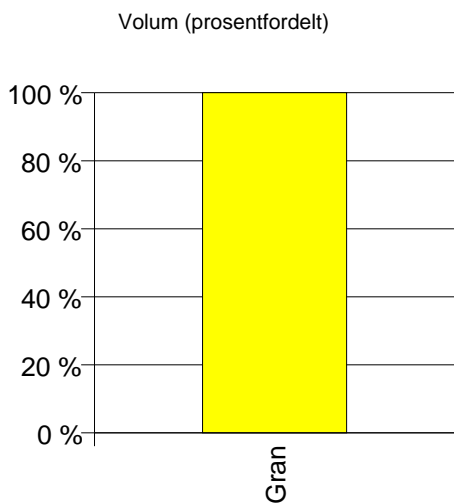
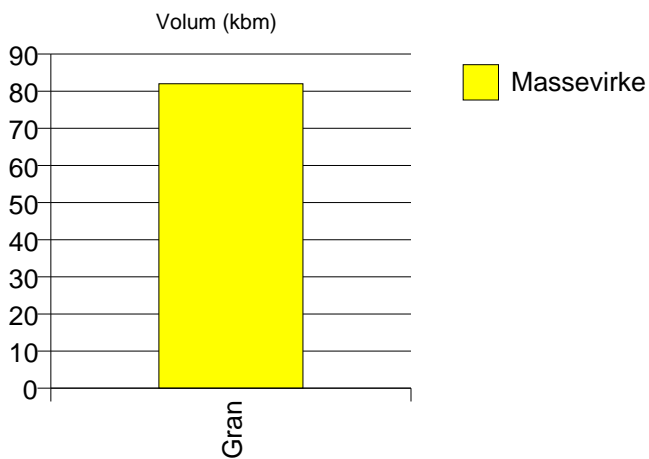
Gjennomsnittspris (kr/kbm)



1103 STAVANGER


Volum (kbm)

	Massevirke	Sum:
Gran	82	82
Sum:	82	82



Gjennomsnittspris (kr/kbm)

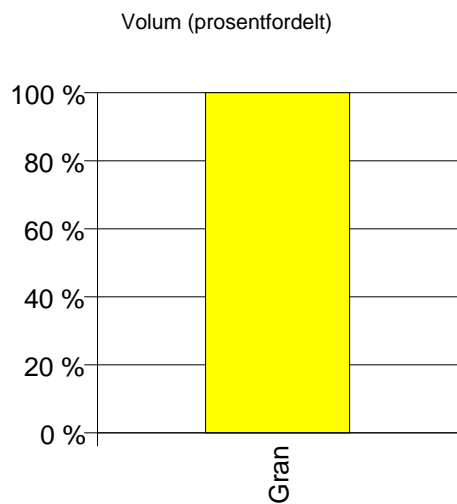
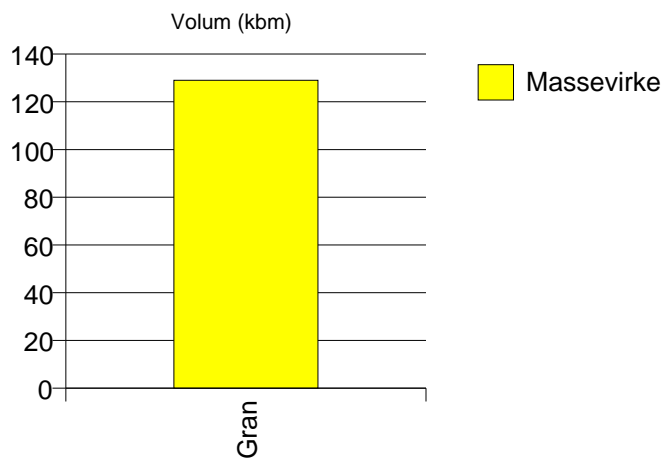
Gran	179	179
Snitt	179	179



1129 FORSAND


Volum (kbm)

	Massevirke	Sum:
Gran	129	129
Sum:	129	129



Gjennomsnittspris (kr/kbm)

Gran	180	180
Snitt	180	180

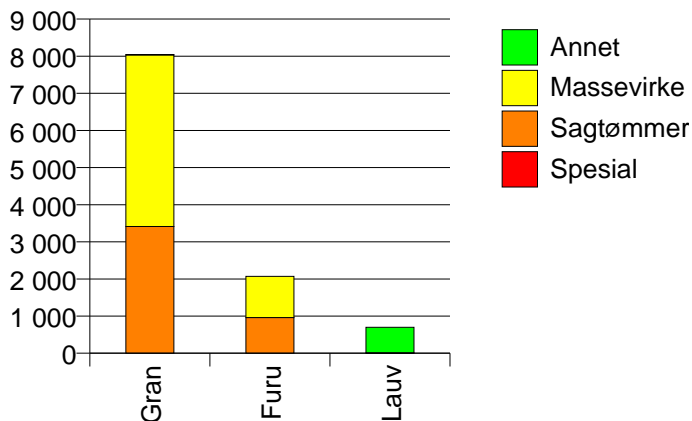


1160 VINDAFJORD

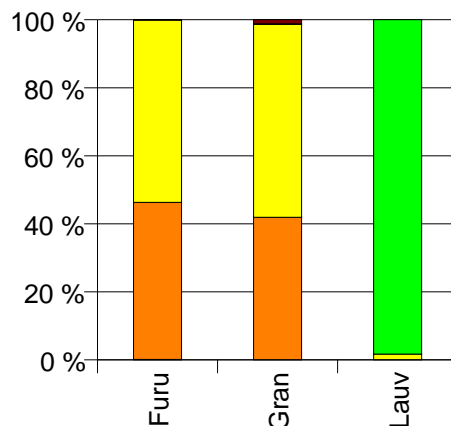
Volum (kbm)

	Spesial	Sagtømmer	Massevirke	Annet	Vrak	Sum:
Furu	3	956	1 111		1	2 071
Gran		3 412	4 623	8	97	8 140
Lauv			12	688		700
Sum:	3	4 368	5 746	696	98	10 911

Volum (kbm)



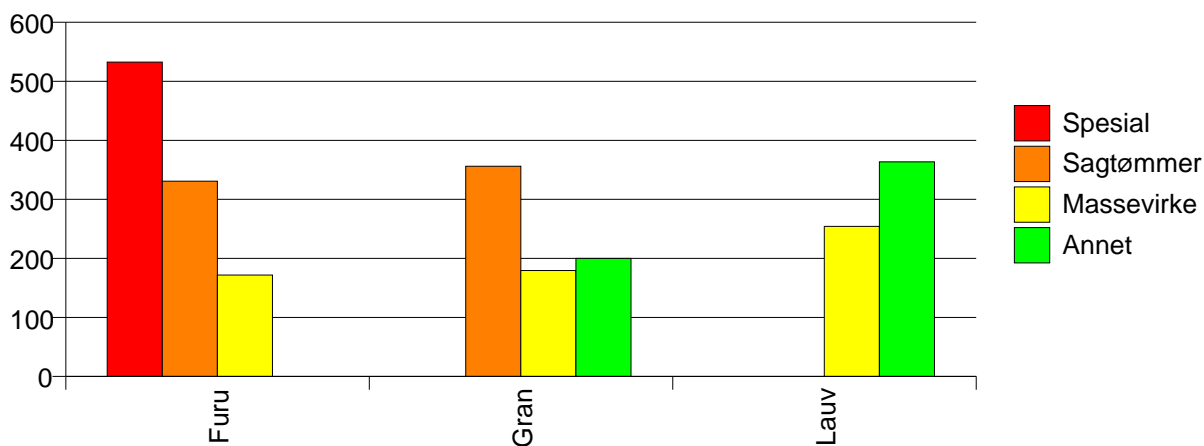
Volum (prosentfordelt)



Gjennomsnittspris (kr/kbm)

	Spesial	Sagtømmer	Massevirke	Annet	Vrak	Snitt
Furu	533	331	172		0	246
Gran		356	179	200	0	251
Lauv			254	364		362
Snitt	533	351	178	362	0	257

Gjennomsnittspris (kr/kbm)



1120 KLEPP

Volum (kbn)

Sum:

Sum:

Volum (kbn)

Volum (prosentfordelt)

Snitt

Gjennomsnittspris (kr/kbn)

Gjennomsnittspris (kr/kbn)