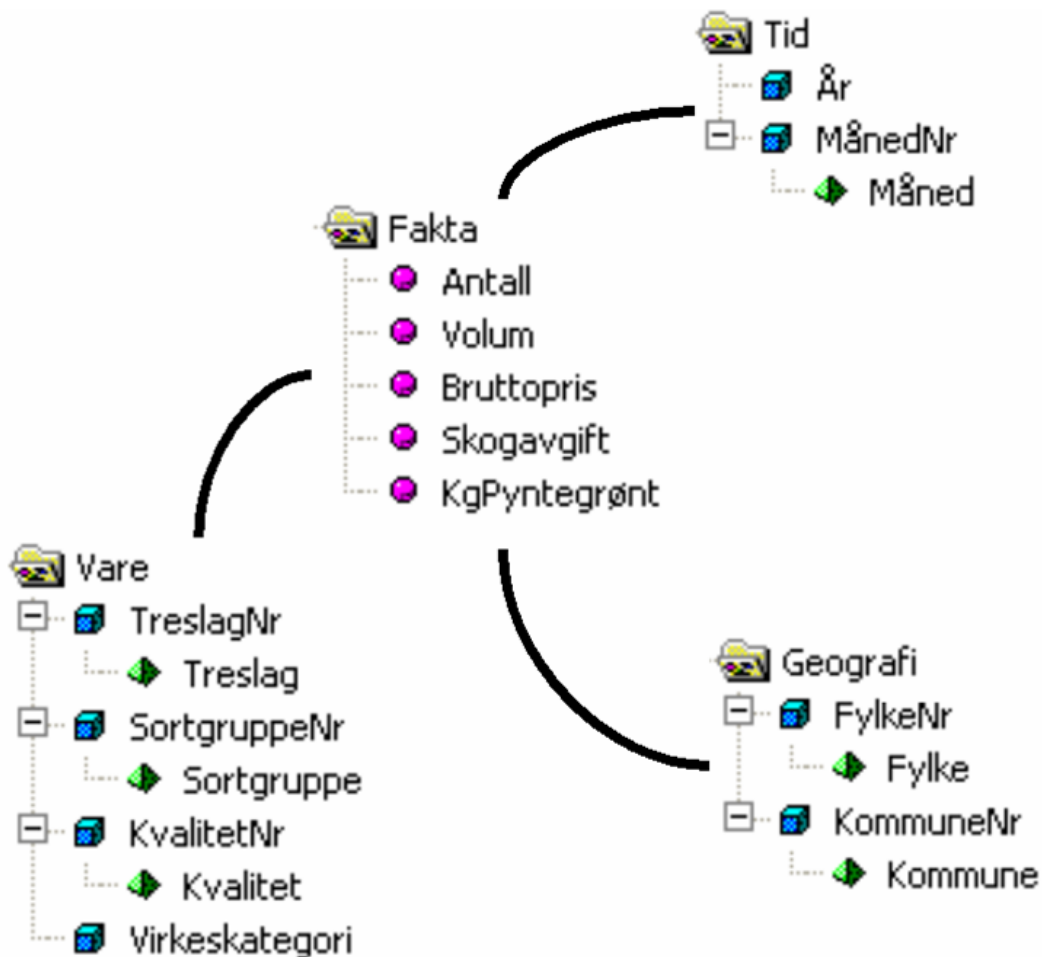


# Virkestatistikk fra SKOG-DATA AS

m/kommuner



Dataene i rapporten er hentet fra databasen som inneholder virkesdata med tilhørende innbetalinger av skogavgift. Rapporten er laget med Business Objects, som er sluttbrukerverktøyet i Skog-Data sine nye datavarehus-løsninger. Business Objects er ett meget sterkt rapportverktøy som kan presentere store mengder data effektivt.

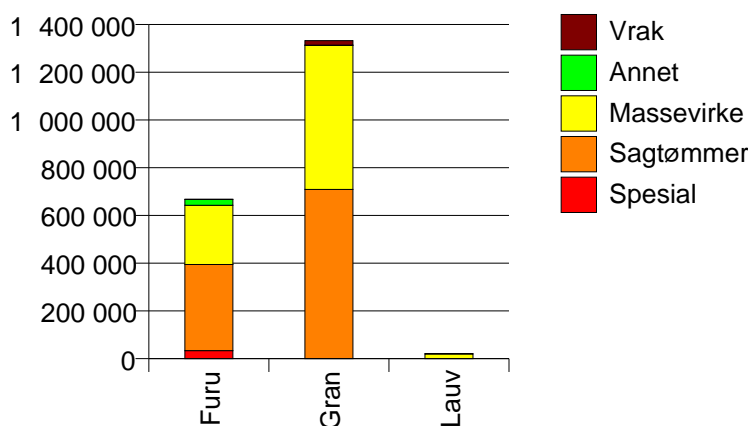
Rapportene kan lastes ned fra [www.skogdata.no/statistikk](http://www.skogdata.no/statistikk)

For mer informasjon, kontakt: [alexanderh@skogdata.no](mailto:alexanderh@skogdata.no)

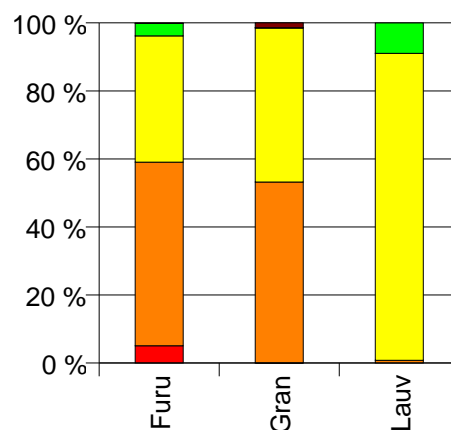
## Volum

	Spesial	Sagtømmer	Massevirke	Annet	Vrak	Sum:
Furu	34 000	360 591	247 896	24 561	1 071	668 119
Gran	664	708 682	603 776	456	18 958	1 332 536
Lauv		172	19 407	1 925		21 504
Sum:	34 664	1 069 445	871 079	26 942	20 029	2 022 159

Volum (kbm)



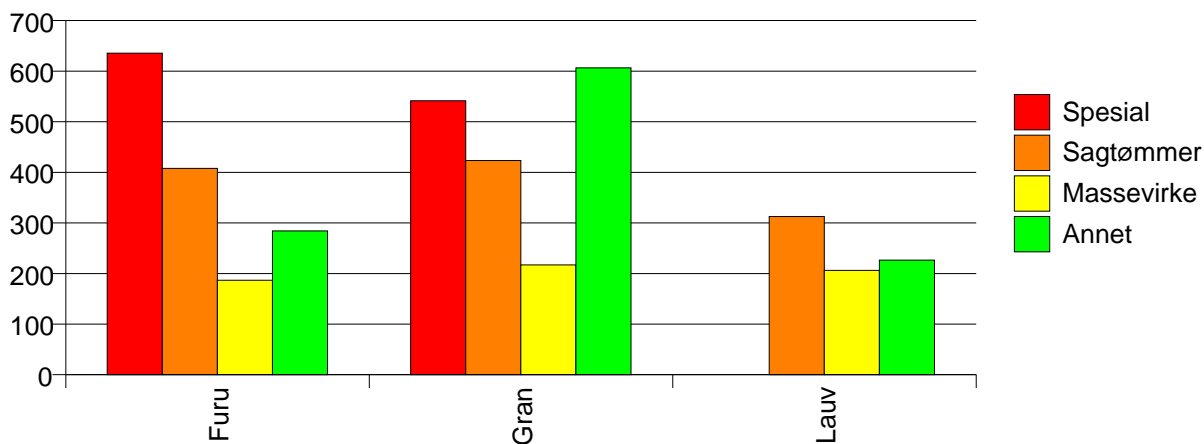
Volum (prosentfordelt)



## Gjennomsnittspris (kr/kbm)

	Spesial	Sagtømmer	Massevirke	Annet	Vrak	Snitt:
Furu	636	408	187	284	0	332
Gran	541	424	217	606	0	324
Lauv		313	206	227		209
Snitt:	634	418	208	286	0	325

Gjennomsnittspris (kr/kbm)

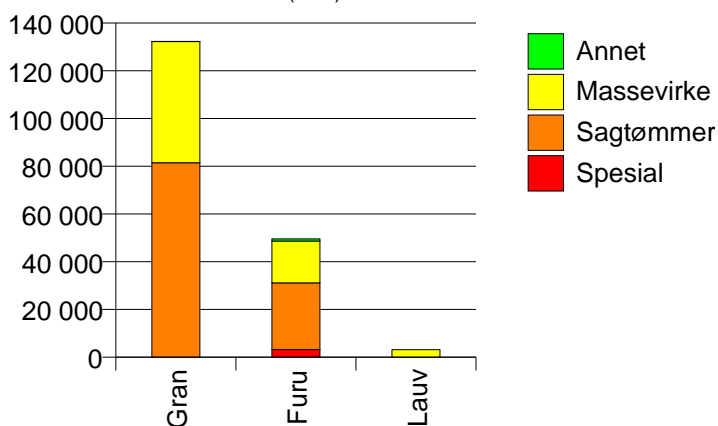


## 402 KONGSVINGER

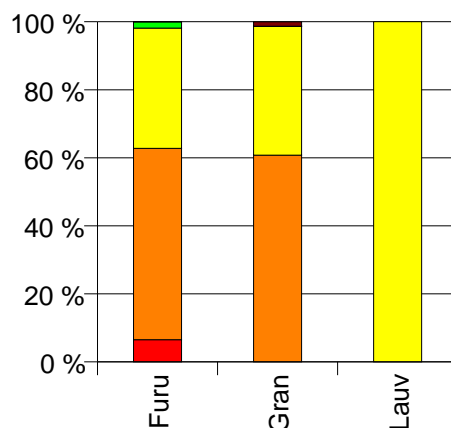
Volum (kbm)

	Spesial	Sagtømmer	Massevirke	Annet	Vrak	Sum:
Furu	3 240	27 903	17 537	914	14	49 608
Gran	43	81 446	50 765	73	1 752	134 079
Lauv			3 129			3 129
Sum:	3 283	109 349	71 431	987	1 766	186 816

Volum (kbm)



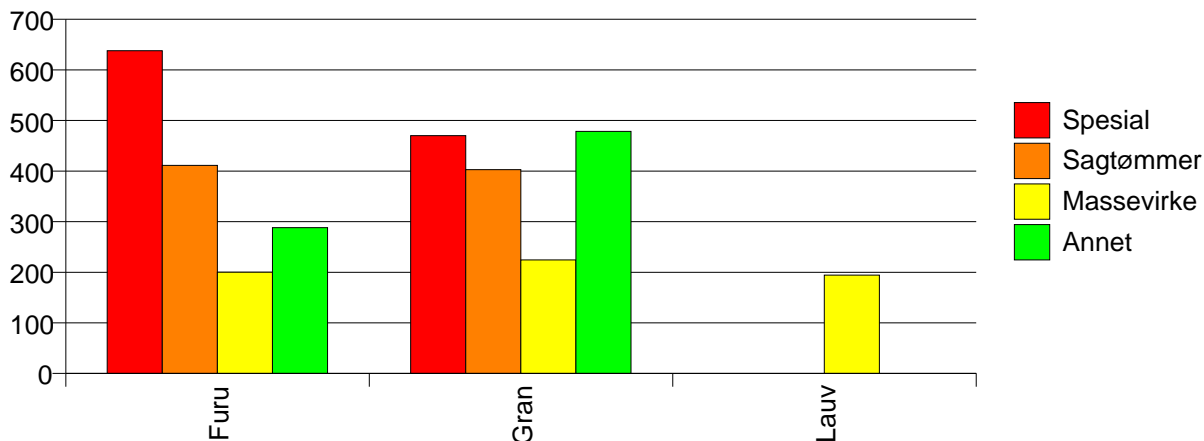
Volum (prosentfordelt)



Gjennomsnittspris (kr/kbm)

	Spesial	Sagtømmer	Massevirke	Annet	Vrak	Snitt
Furu	638	411	200	288	0	349
Gran	470	403	225	478	0	330
Lauv			194			194
Snitt	636	405	217	302	0	333

Gjennomsnittspris (kr/kbm)

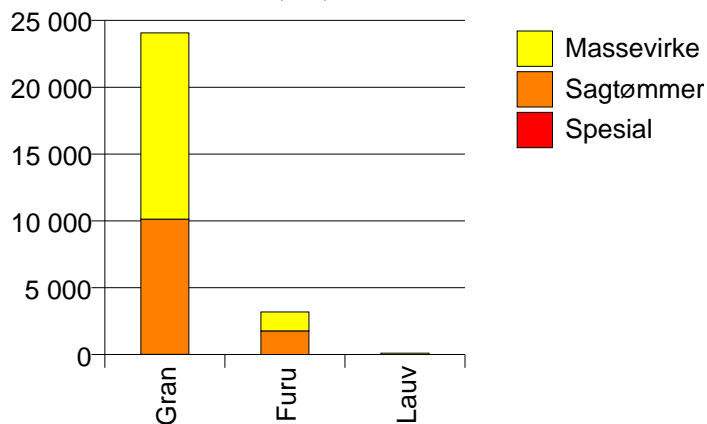


## 403 HAMAR

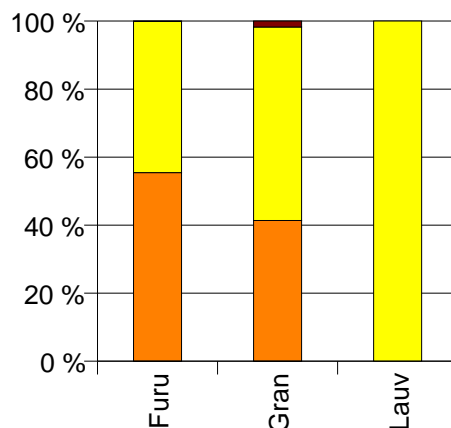
### Volum (kbm)

	Spesial	Sagtømmer	Massevirke	Vrak	Sum:
Furu	2	1 767	1 419	3	3 191
Gran	- 16	10 117	13 933	431	24 465
Lauv			103		103
Sum:	- 14	11 884	15 455	434	27 759

Volum (kbm)



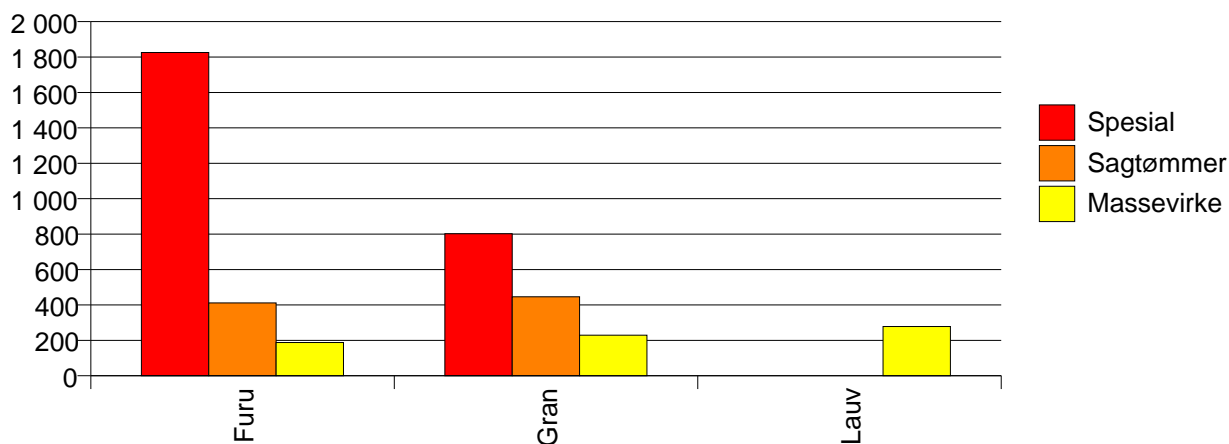
Volum (prosentfordelt)



### Gjennomsnittspris (kr/kbm)

	Spesial	Sagtømmer	Massevirke	Vrak	Snitt
Furu	1 826	412	188	0	313
Gran	803	446	230	0	315
Lauv			278		278
Snitt	656	441	226	0	314

Gjennomsnittspris (kr/kbm)

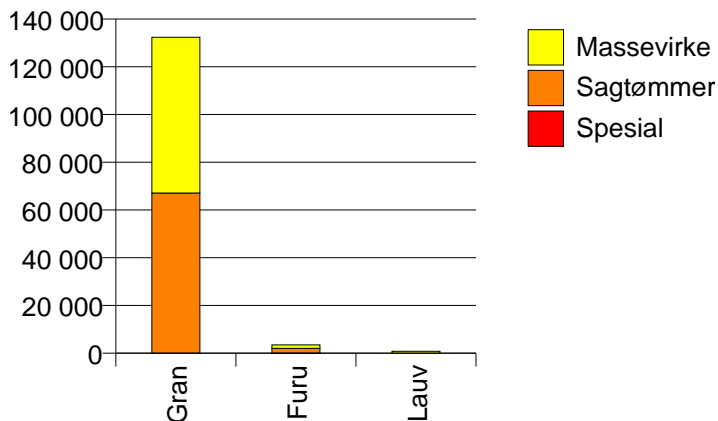


## 412 RINGSAKER

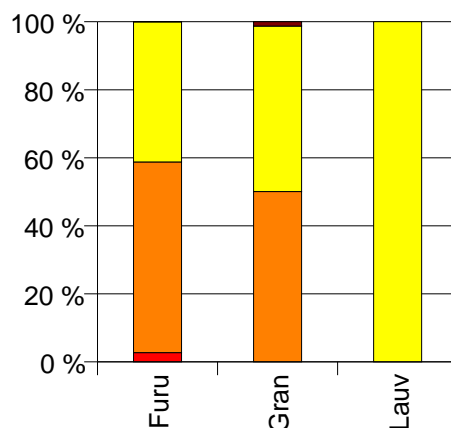
Volum (kbm)

	Spesial	Sagtømmer	Massevirke	Vrak	Sum:
Furu	95	1 957	1 439	1	3 492
Gran	18	67 125	65 222	1 715	134 080
Lauv			799		799
Sum:	113	69 082	67 460	1 716	138 371

Volum (kbm)



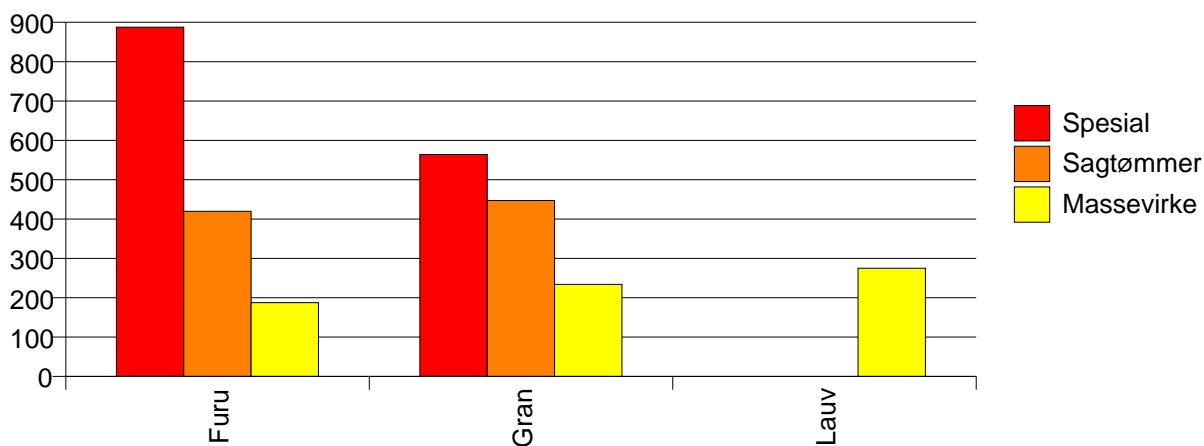
Volum (prosentfordelt)



Gjennomsnittspris (kr/kbm)

	Spesial	Sagtømmer	Massevirke	Vrak	Snitt
Furu	887	420	188	0	337
Gran	564	447	234	0	338
Lauv			275		275
Snitt	836	446	234	0	337

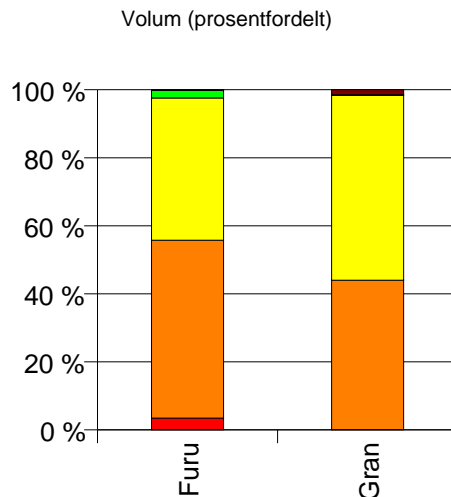
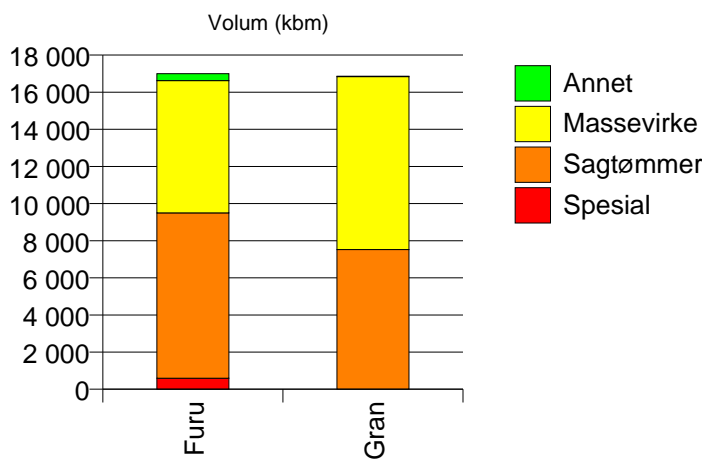
Gjennomsnittspris (kr/kbm)



## 415 LØTEN

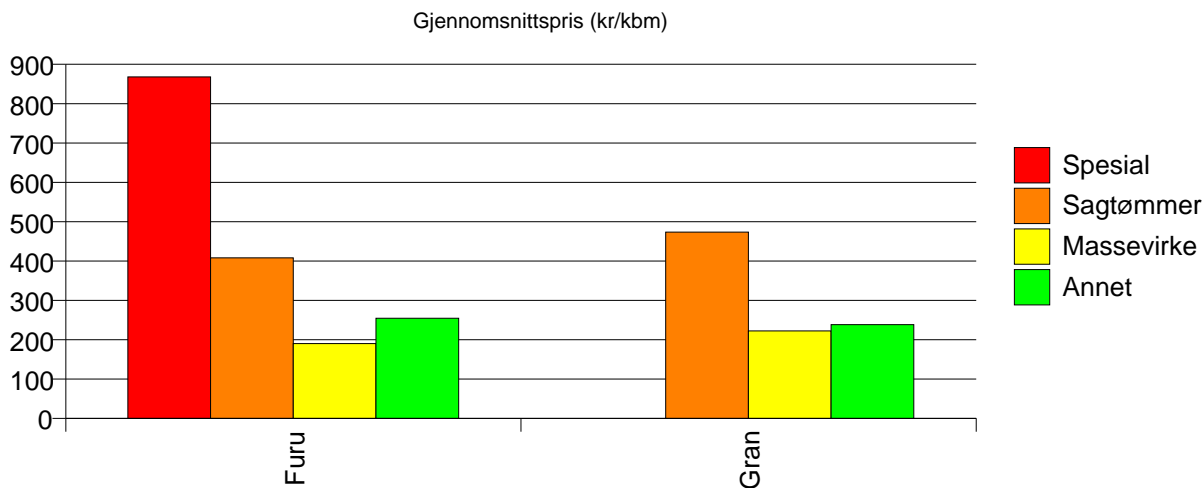
### Volum (kbm)

	Spesial	Sagtømmer	Massevirke	Annet	Vrak	Sum:
Furu	592	8 907	7 129	372	38	17 038
Gran		7 526	9 314	20	251	17 111
Sum:	592	16 433	16 443	392	289	34 149



### Gjennomsnittspris (kr/kbm)

	Spesial	Sagtømmer	Massevirke	Annet	Vrak	Snitt
Furu	868	408	190	255	0	329
Gran		473	223	238	0	330
Snitt	868	438	209	254	0	329

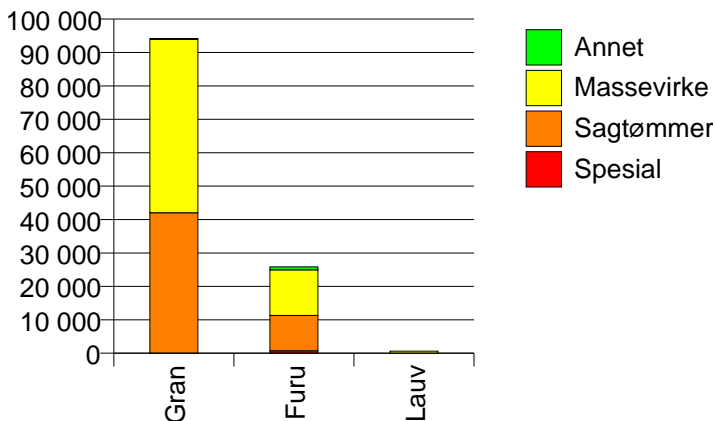


## 417 STANGE

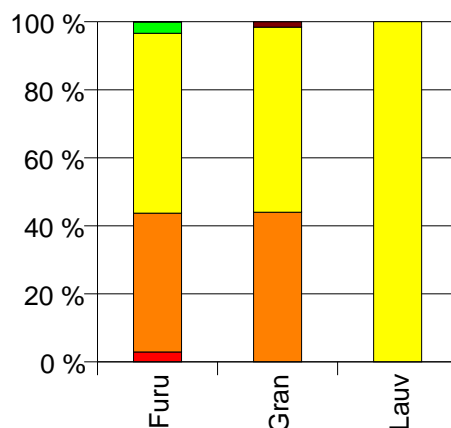
Volum (kbm)

	Spesial	Sagtømmer	Massevirke	Annet	Vrak	Sum:
Furu	757	10 543	13 658	861	12	25 831
Gran	29	42 027	51 994	14	1 522	95 586
Lauv			602			602
Sum:	786	52 570	66 254	875	1 534	122 019

Volum (kbm)



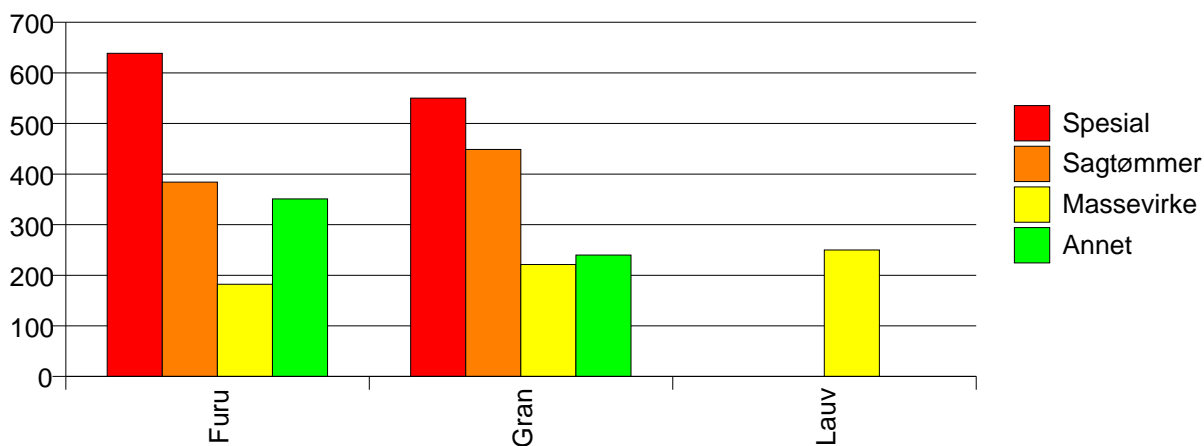
Volum (prosentfordelt)



Gjennomsnittspris (kr/kbm)

	Spesial	Sagtømmer	Massevirke	Annet	Vrak	Snitt
Furu	639	384	182	351	0	284
Gran	550	449	221	240	0	318
Lauv			250			250
Snitt	635	436	214	349	0	310

Gjennomsnittspris (kr/kbm)

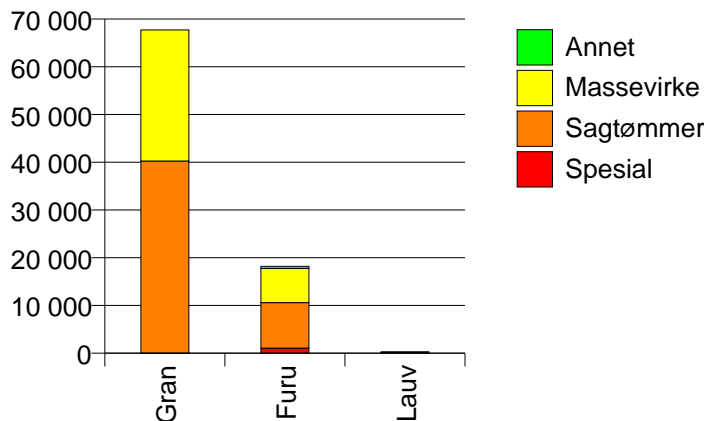


## 418 NORD-ODAL

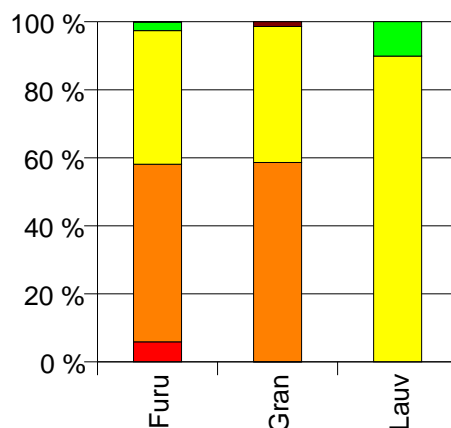
### Volum (kbm)

	Spesial	Sagtømmer	Massevirke	Annet	Vrak	Sum:
Furu	1 078	9 511	7 158	461	12	18 220
Gran	29	40 239	27 463		959	68 690
Lauv			214	24		238
Sum:	1 107	49 750	34 835	485	971	87 148

Volum (kbm)



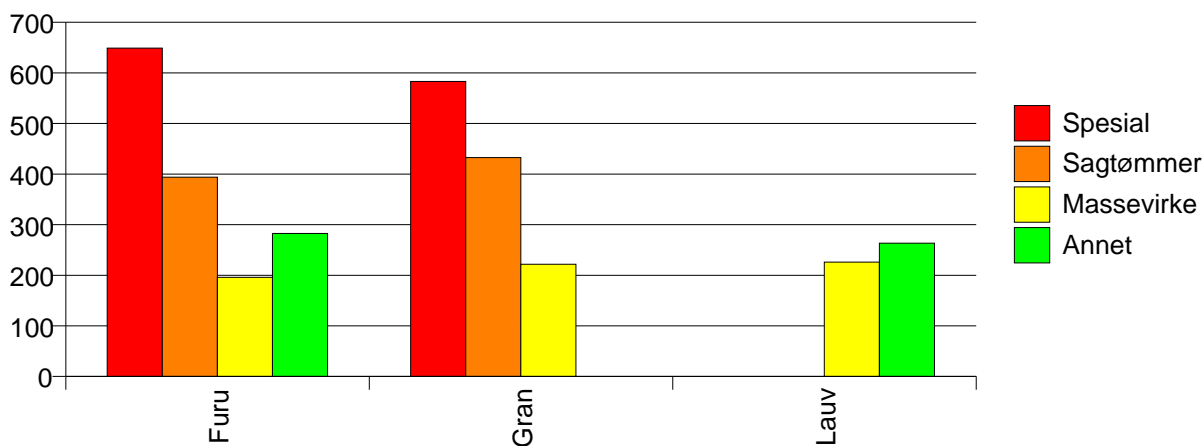
Volum (prosentfordelt)



### Gjennomsnittspris (kr/kbm)

	Spesial	Sagtømmer	Massevirke	Annet	Vrak	Snitt
Furu	649	394	196	283	0	328
Gran	583	433	222		0	342
Lauv			226	264		230
Snitt	647	425	217	282	0	339

Gjennomsnittspris (kr/kbm)



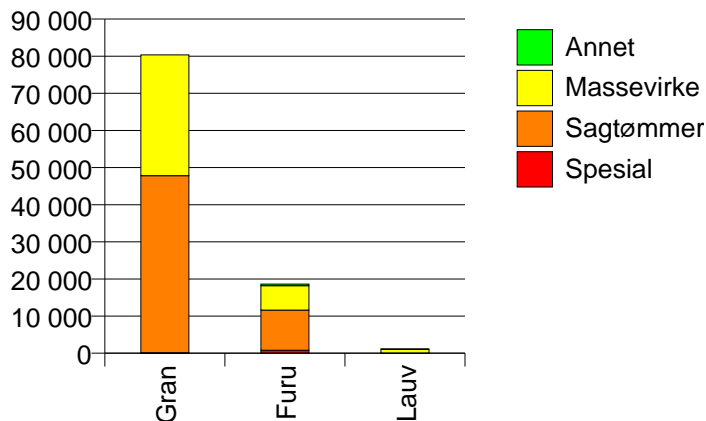


## 419 SØR-ODAL

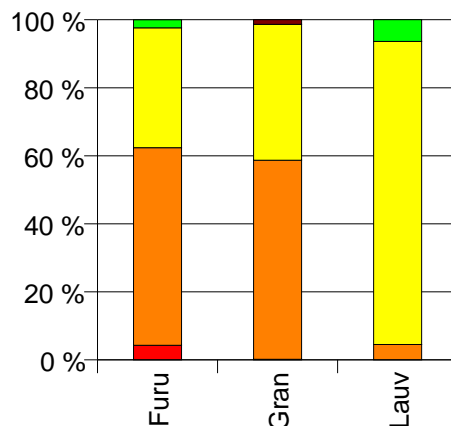
### Volum (kbm)

	Spesial	Sagtømmer	Massevirke	Annet	Vrak	Sum:
Furu	802	10 815	6 570	436	3	18 626
Gran	137	47 682	32 554		1 088	81 461
Lauv		52	1 022	73		1 147
Sum:	939	58 549	40 146	509	1 091	101 234

Volum (kbm)



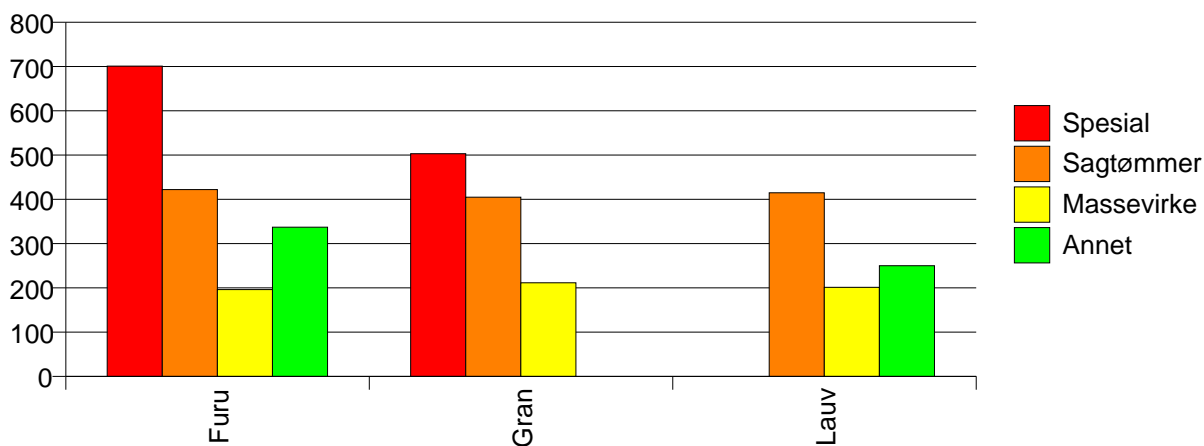
Volum (prosentfordelt)



### Gjennomsnittspris (kr/kbm)

	Spesial	Sagtømmer	Massevirke	Annet	Vrak	Snitt
Furu	701	422	196	337	0	352
Gran	503	405	212		0	322
Lauv		415	201	250		214
Snitt	672	408	209	325	0	327

Gjennomsnittspris (kr/kbm)

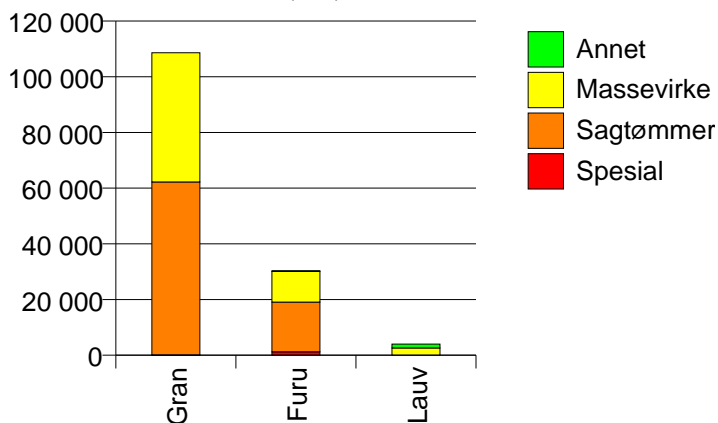


## 420 EIDSKOG

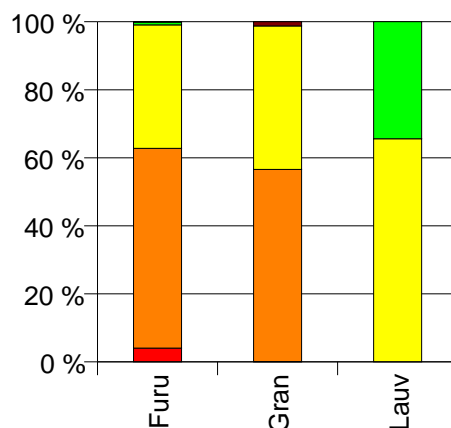
### Volum (kbm)

	Spesial	Sagtømmer	Massevirke	Annet	Vrak	Sum:
Furu	1 227	17 837	11 034	261	14	30 373
Gran	120	62 106	46 381		1 366	109 973
Lauv			2 624	1 377		4 001
Sum:	1 347	79 943	60 039	1 638	1 380	144 347

Volum (kbm)



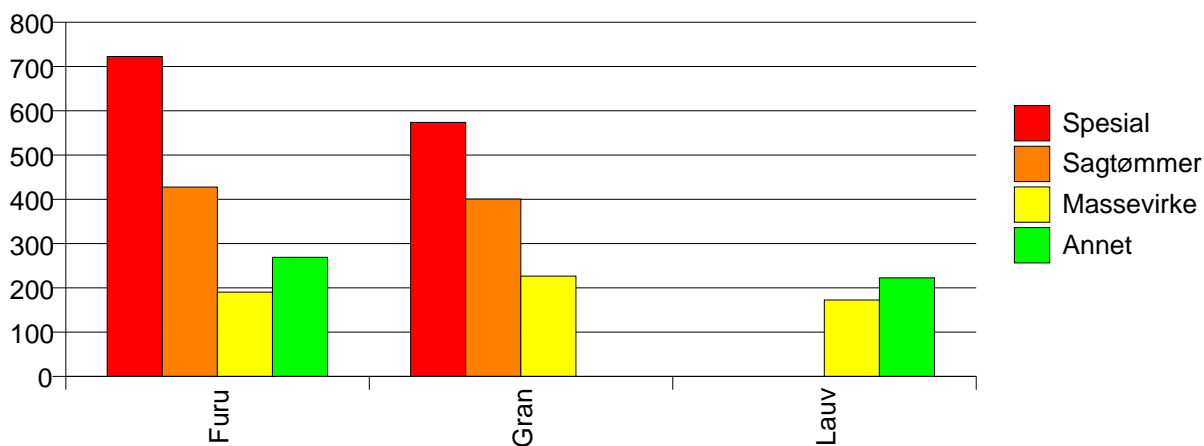
Volum (prosentfordelt)



### Gjennomsnittspris (kr/kbm)

	Spesial	Sagtømmer	Massevirke	Annet	Vrak	Snitt
Furu	723	428	190	269	0	352
Gran	574	401	227		0	322
Lauv			173	223		190
Snitt	710	407	218	230	0	325

Gjennomsnittspris (kr/kbm)

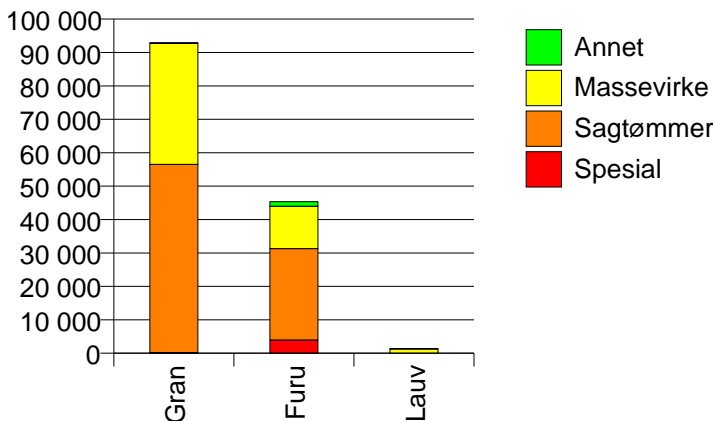


## 423 GRUE

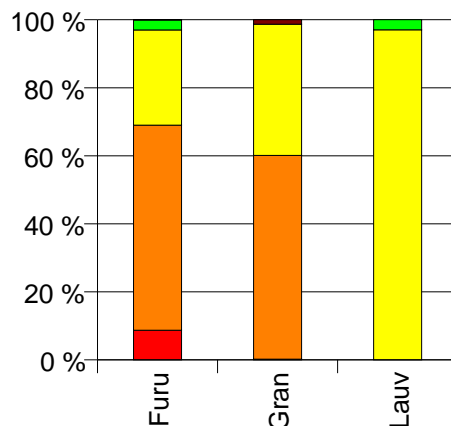
Volum (kbm)

	Spesial	Sagtømmer	Massevirke	Annet	Vrak	Sum:
Furu	3 960	27 354	12 700	1 334	31	45 379
Gran	203	56 330	36 271	15	1 221	94 040
Lauv			1 316	40		1 356
Sum:	4 163	83 684	50 287	1 389	1 252	140 775

Volum (kbm)



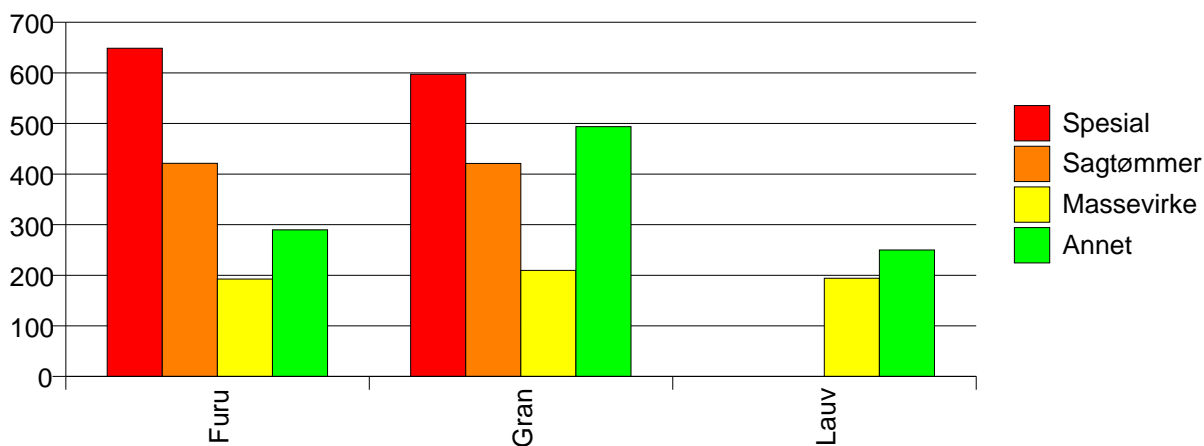
Volum (prosentfordelt)



Gjennomsnittspris (kr/kbm)

	Spesial	Sagtømmer	Massevirke	Annet	Vrak	Snitt
Furu	649	421	193	290	0	373
Gran	597	421	210	494	0	334
Lauv			194	250		196
Snitt	646	421	205	291	0	346

Gjennomsnittspris (kr/kbm)

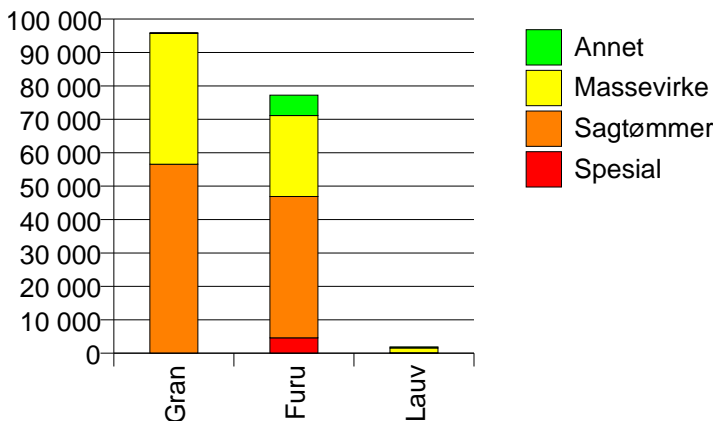


## 425 ÅSNES

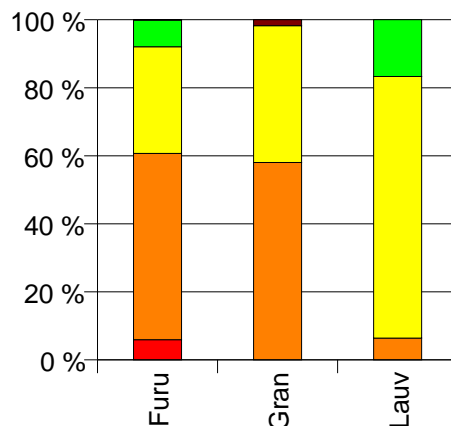
Volum (kbm)

	Spesial	Sagtømmer	Massevirke	Annet	Vrak	Sum:
Furu	4 598	42 301	24 227	6 098	32	77 256
Gran	35	56 541	39 212	31	1 686	97 505
Lauv		120	1 444	313		1 877
Sum:	4 633	98 962	64 883	6 442	1 718	176 638

Volum (kbm)



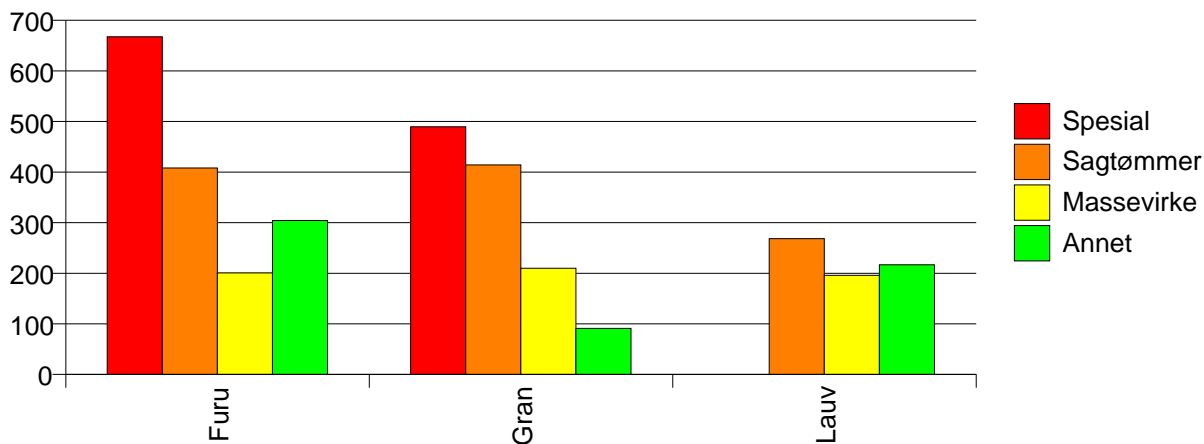
Volum (prosentfordelt)



Gjennomsnittspris (kr/kbm)

	Spesial	Sagtømmer	Massevirke	Annet	Vrak	Snitt
Furu	667	408	201	304	0	350
Gran	490	414	210	91	0	325
Lauv		269	196	217		204
Snitt	666	411	206	299	0	335

Gjennomsnittspris (kr/kbm)

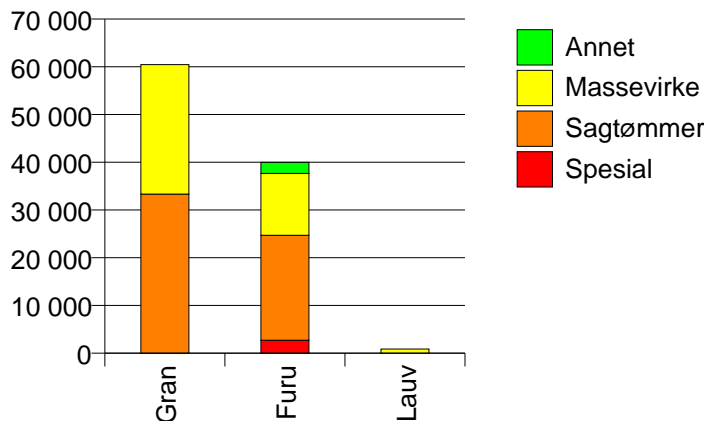


## 426 VÅLER I SOLØR

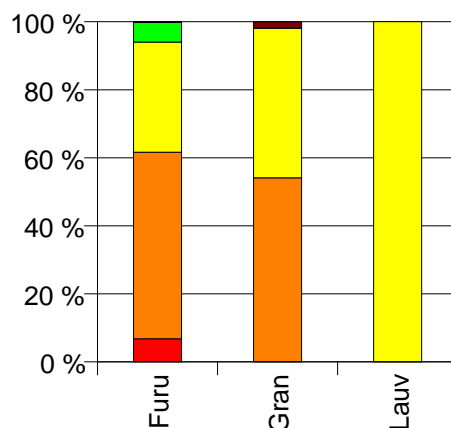
Volum (kbm)

	Spesial	Sagtømmer	Massevirke	Annet	Vrak	Sum:
Furu	2 729	21 973	12 974	2 322	70	40 068
Gran		33 350	27 106		1 169	61 625
Lauv			874			874
Sum:	2 729	55 323	40 954	2 322	1 239	102 567

Volum (kbm)



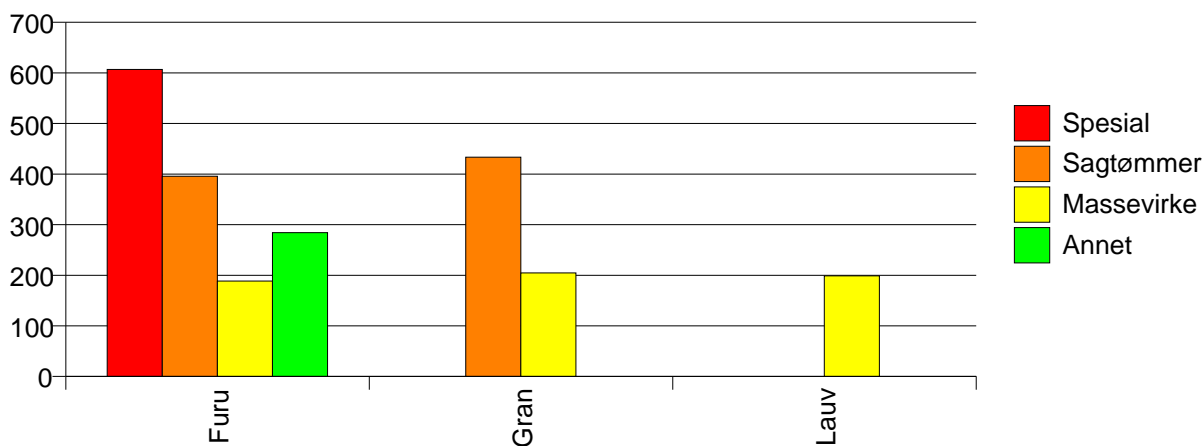
Volum (prosentfordelt)



Gjennomsnittspris (kr/kbm)

	Spesial	Sagtømmer	Massevirke	Annet	Vrak	Snitt
Furu	607	396	189	284	0	336
Gran		433	205		0	325
Lauv			199			199
Snitt	607	418	199	284	0	328

Gjennomsnittspris (kr/kbm)

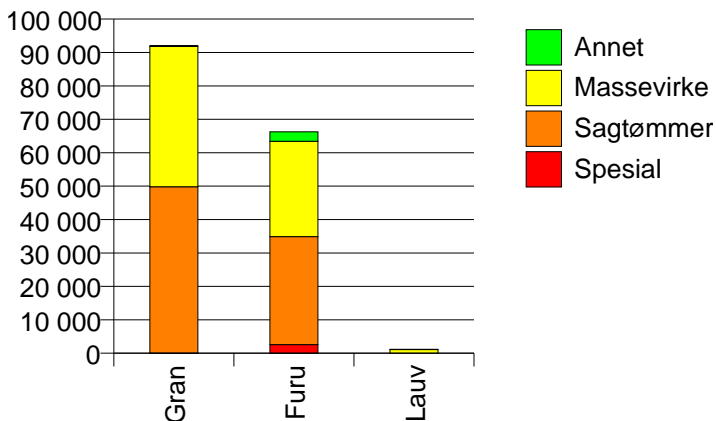


## 427 ELVERUM

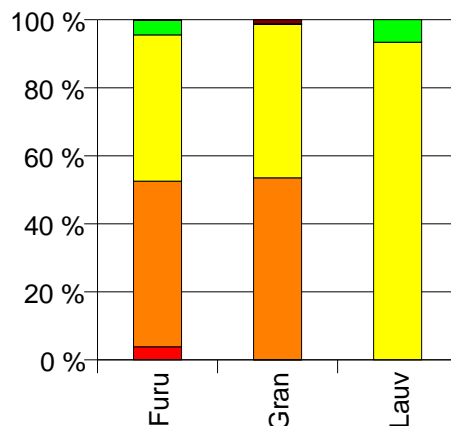
Volum (kbm)

	Spesial	Sagtømmer	Massevirke	Annet	Vrak	Sum:
Furu	2 555	32 340	28 546	2 829	125	66 395
Gran	48	49 784	42 065	108	1 114	93 119
Lauv			1 116	79		1 195
Sum:	2 603	82 124	71 727	3 016	1 239	160 709

Volum (kbm)



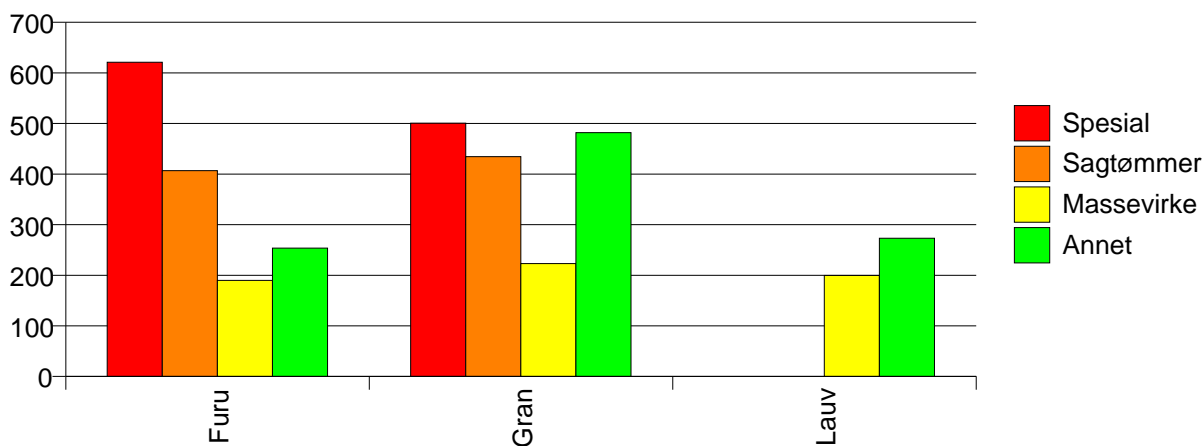
Volum (prosentfordelt)



Gjennomsnittspris (kr/kbm)

	Spesial	Sagtømmer	Massevirke	Annet	Vrak	Snitt
Furu	621	407	190	254	0	315
Gran	501	434	223	482	0	334
Lauv			200	273		205
Snitt	619	424	210	262	0	325

Gjennomsnittspris (kr/kbm)

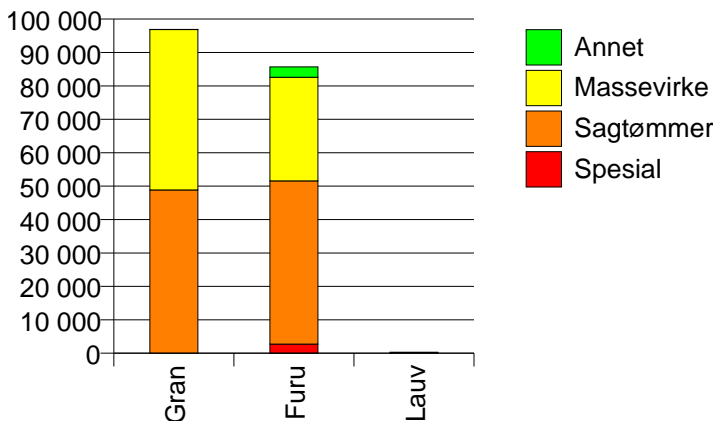


## 428 TRYSIL

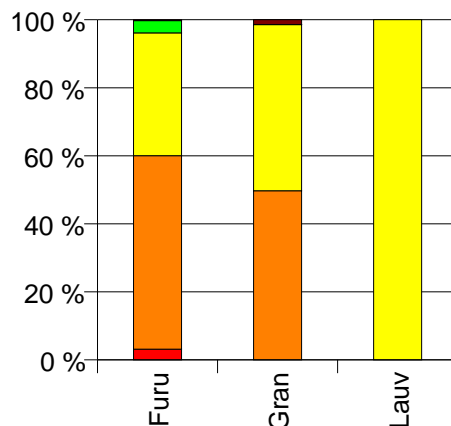
Volum (kbm)

	Spesial	Sagtømmer	Massevirke	Annet	Vrak	Sum:
Furu	2 717	48 861	30 998	3 101	211	85 888
Gran	18	48 860	47 985	48	1 375	98 286
Lauv			314			314
Sum:	2 735	97 721	79 297	3 149	1 586	184 488

Volum (kbm)



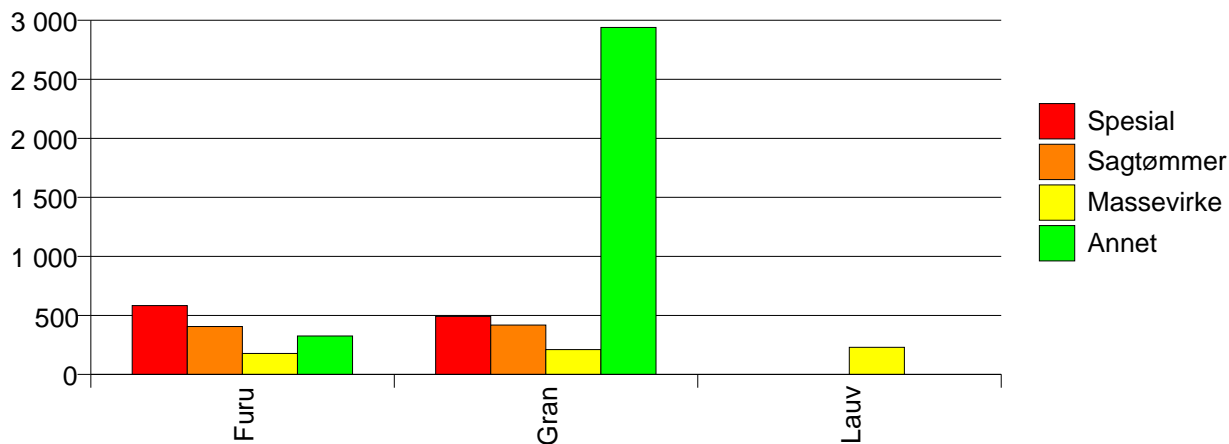
Volum (prosentfordelt)



Gjennomsnittspris (kr/kbm)

	Spesial	Sagtømmer	Massevirke	Annet	Vrak	Snitt
Furu	583	406	178	326	0	326
Gran	492	418	211	2 940	0	312
Lauv			229			229
Snitt	582	412	198	366	0	318

Gjennomsnittspris (kr/kbm)

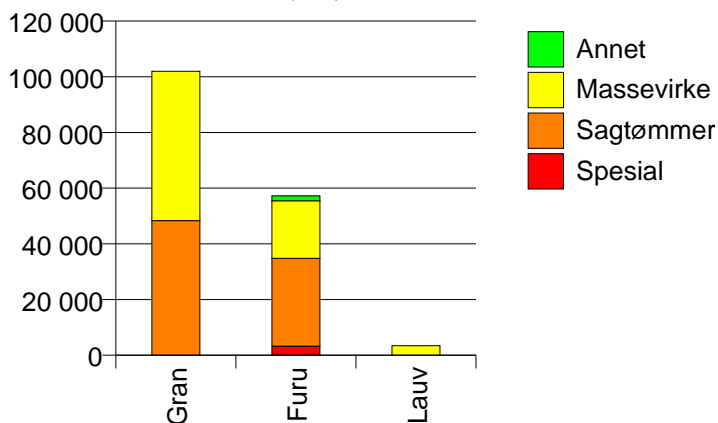


# 429 ÅMOT

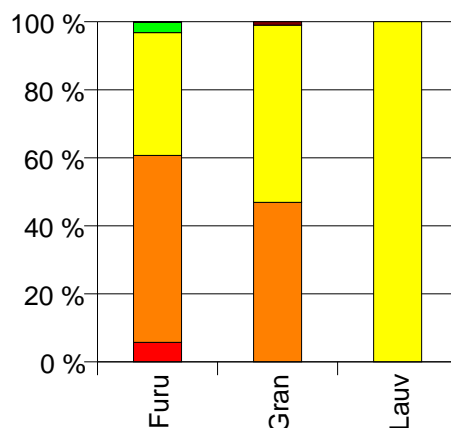
Volum (kbm)

	Spesial	Sagtømmer	Massevirke	Annet	Vrak	Sum:
Furu	3 296	31 493	20 698	1 749	74	57 310
Gran		48 321	53 658		1 025	103 004
Lauv			3 416			3 416
Sum:	3 296	79 814	77 772	1 749	1 099	163 730

Volum (kbm)



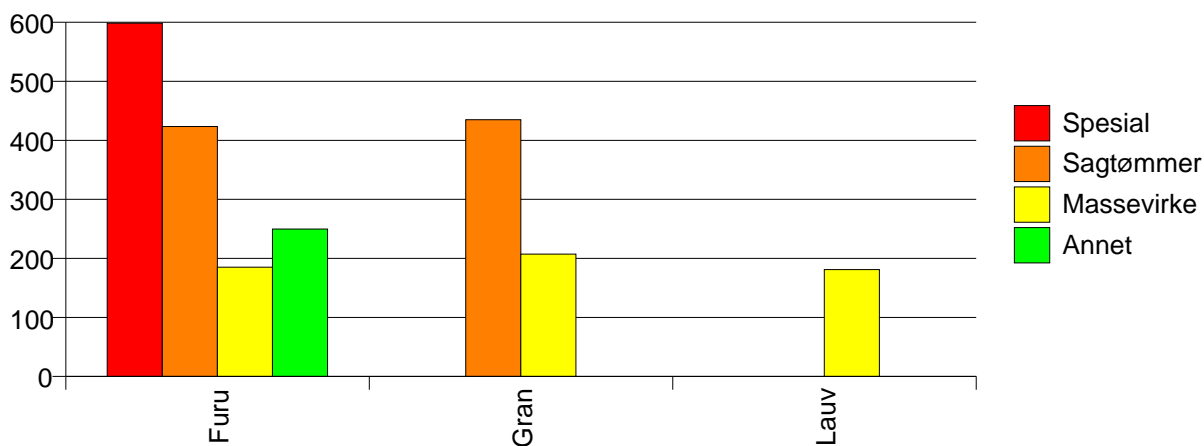
Volum (prosentfordelt)



Gjennomsnittspris (kr/kbm)

	Spesial	Sagtømmer	Massevirke	Annet	Vrak	Snitt
Furu	598	423	185	250	0	342
Gran		435	207		0	312
Lauv			181			181
Snitt	598	430	200	250	0	320

Gjennomsnittspris (kr/kbm)



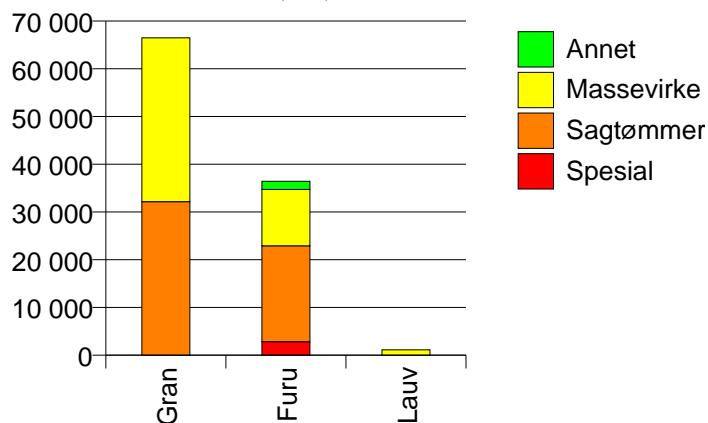


## 430 STOR-ELVDAL

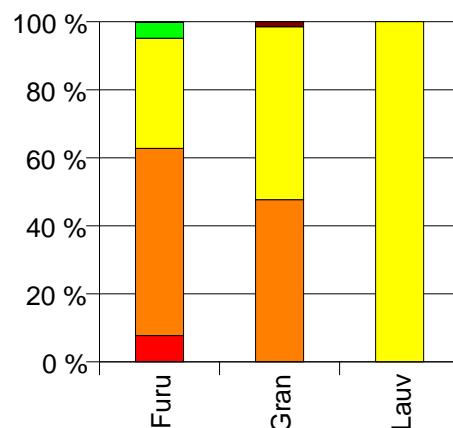
Volum (kbm)

	Spesial	Sagtømmer	Massevirke	Annet	Vrak	Sum:
Furu	2 826	20 094	11 817	1 695	76	36 508
Gran		32 177	34 331		982	67 490
Lauv			1 127			1 127
Sum:	2 826	52 271	47 275	1 695	1 058	105 125

Volum (kbm)



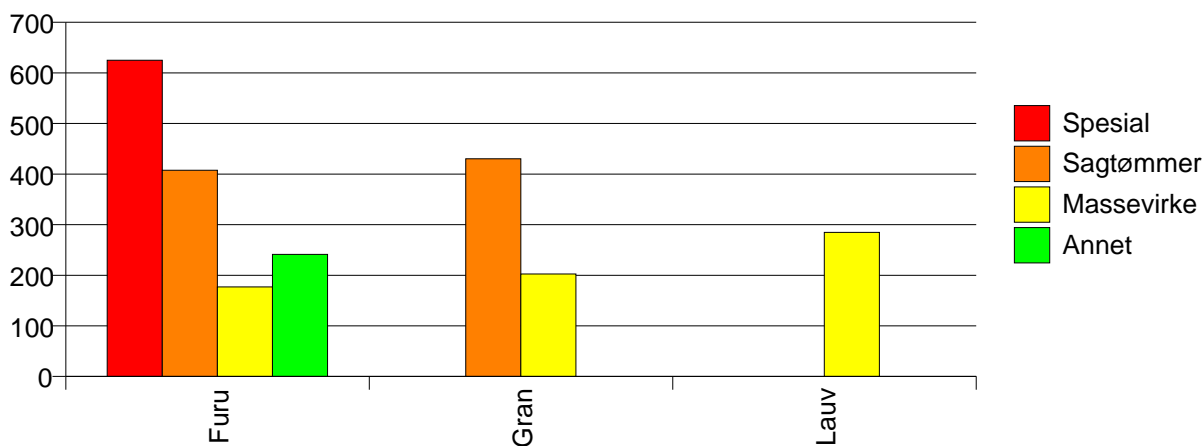
Volum (prosentfordelt)



Gjennomsnittspris (kr/kbm)

	Spesial	Sagtømmer	Massevirke	Annet	Vrak	Snitt
Furu	625	408	177	241	0	341
Gran		430	203		0	308
Lauv			285			285
Snitt	625	422	198	241	0	319

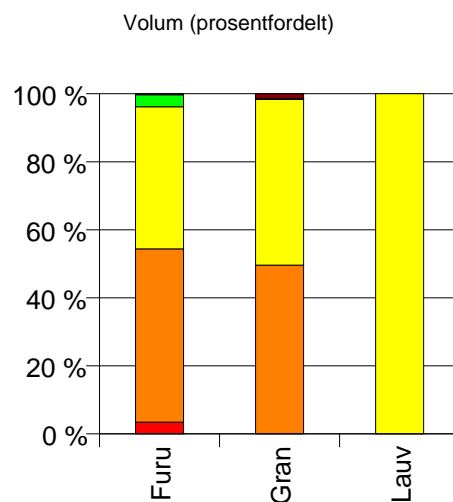
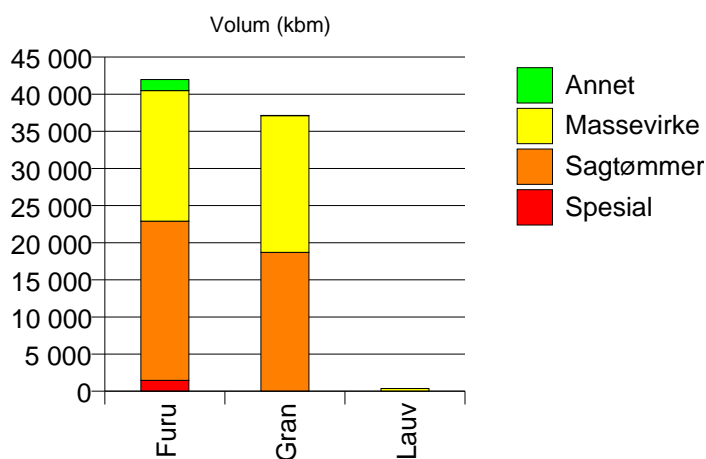
Gjennomsnittspris (kr/kbm)



## 432 RENDALEN

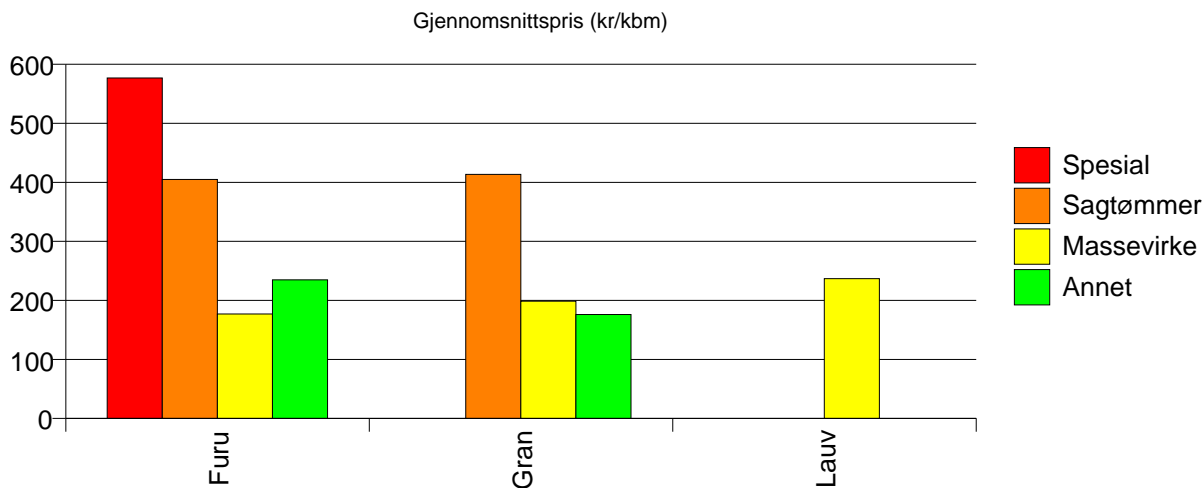
Volum (kbm)

	Spesial	Sagtømmer	Massevirke	Annet	Vrak	Sum:
Furu	1 467	21 433	17 585	1 490	119	42 094
Gran		18 708	18 394	47	554	37 703
Lauv			363			363
Sum:	1 467	40 141	36 342	1 537	673	80 160



Gjennomsnittspris (kr/kbm)

	Spesial	Sagtømmer	Massevirke	Annet	Vrak	Snitt
Furu	577	405	177	235	0	309
Gran		413	199	176	0	302
Lauv			237			237
Snitt	577	409	189	233	0	305

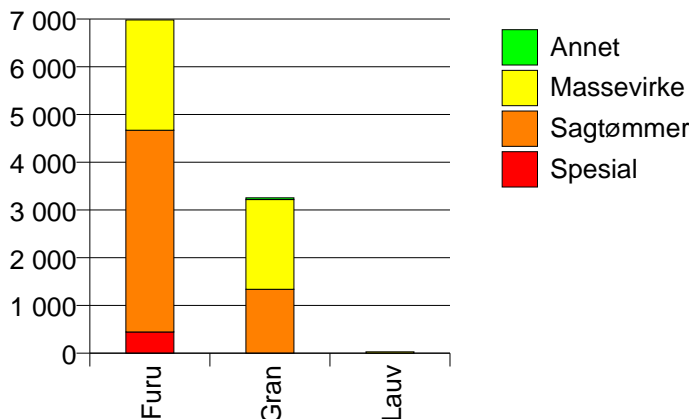


## 434 ENGERDAL

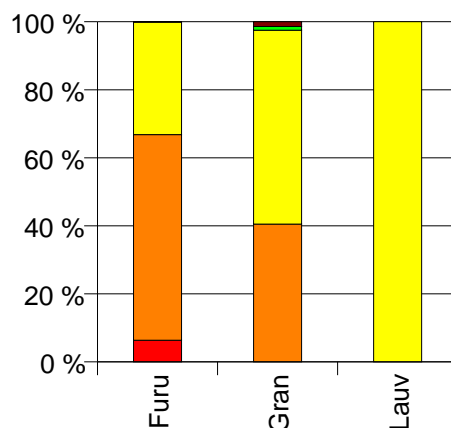
### Volum (kbm)

	Spesial	Sagtømmer	Massevirke	Annet	Vrak	Sum:
Furu	445	4 226	2 312		8	6 991
Gran		1 338	1 882	36	46	3 302
Lauv			30			30
Sum:	445	5 564	4 224	36	54	10 323

Volum (kbm)



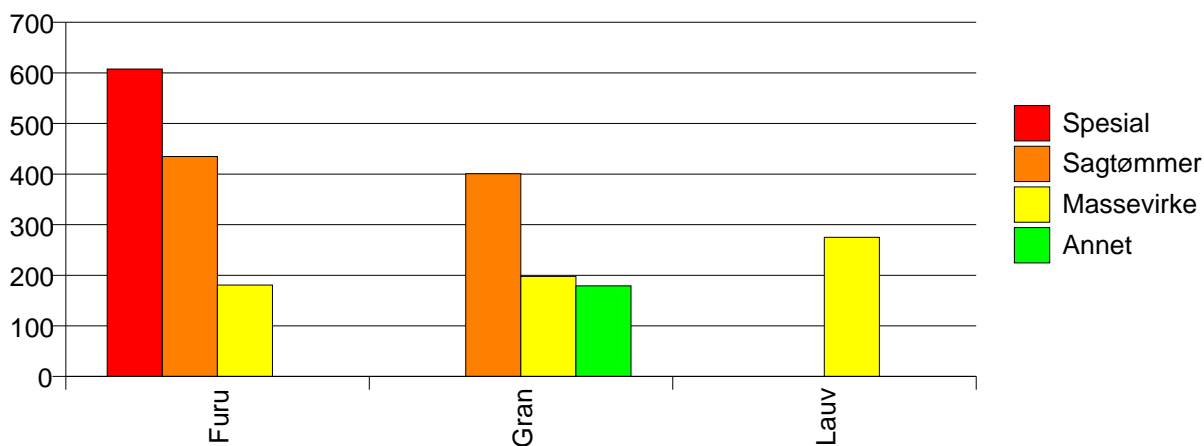
Volum (prosentfordelt)



### Gjennomsnittspris (kr/kbm)

	Spesial	Sagtømmer	Massevirke	Annet	Vrak	Snitt
Furu	607	435	181		0	361
Gran		401	198	179	0	277
Lauv			275			275
Snitt	607	427	189	179	0	334

Gjennomsnittspris (kr/kbm)

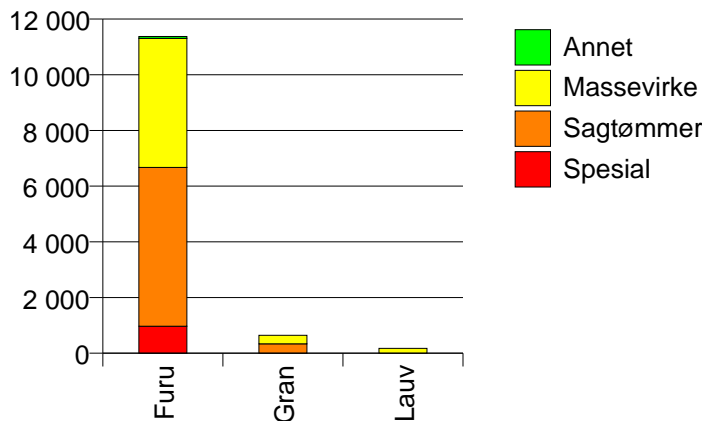


## 436 TOLGA

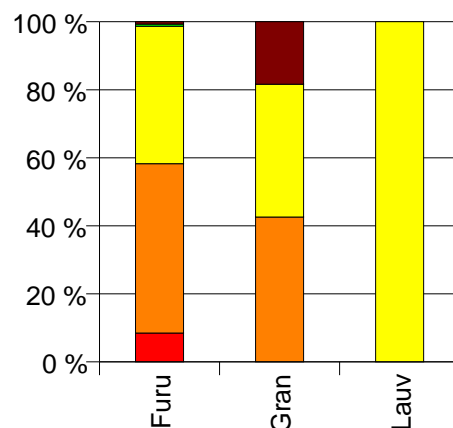
Volum (kbm)

	Spesial	Sagtømmer	Massevirke	Annet	Vrak	Sum:
Furu	971	5 703	4 632	71	79	11 456
Gran		336	308		145	789
Lauv			176			176
Sum:	971	6 039	5 116	71	224	12 421

Volum (kbm)



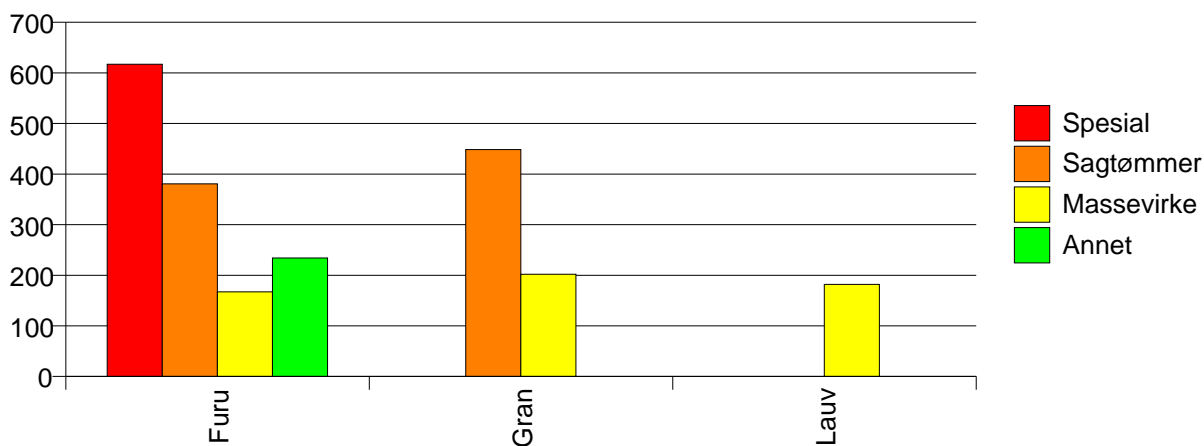
Volum (prosentfordelt)



Gjennomsnittspris (kr/kbm)

	Spesial	Sagtømmer	Massevirke	Annet	Vrak	Snitt
Furu	617	381	167	234	0	311
Gran		448	202		0	270
Lauv			182			182
Snitt	617	384	170	234	0	306

Gjennomsnittspris (kr/kbm)

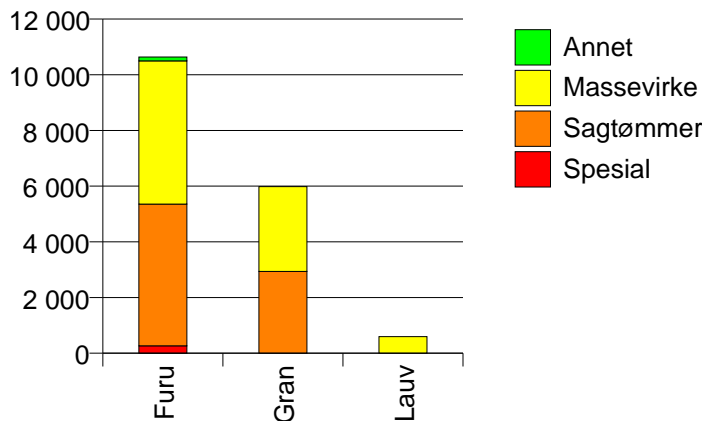


## 437 TYNSET

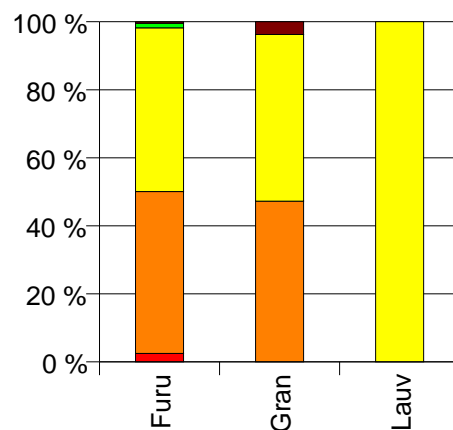
Volum (kbm)

	Spesial	Sagtømmer	Massevirke	Annet	Vrak	Sum:
Furu	267	5 087	5 146	140	50	10 690
Gran		2 937	3 047		232	6 216
Lauv			595			595
Sum:	267	8 024	8 788	140	282	17 501

Volum (kbm)



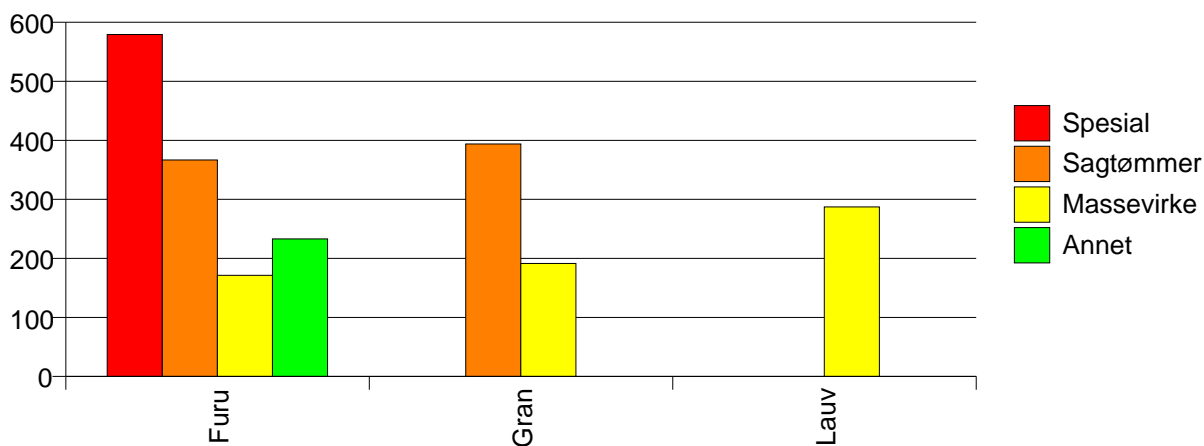
Volum (prosentfordelt)



Gjennomsnittspris (kr/kbm)

	Spesial	Sagtømmer	Massevirke	Annet	Vrak	Snitt
Furu	579	367	171	233	0	274
Gran		394	192		0	280
Lauv			287			287
Snitt	579	377	186	233	0	277

Gjennomsnittspris (kr/kbm)

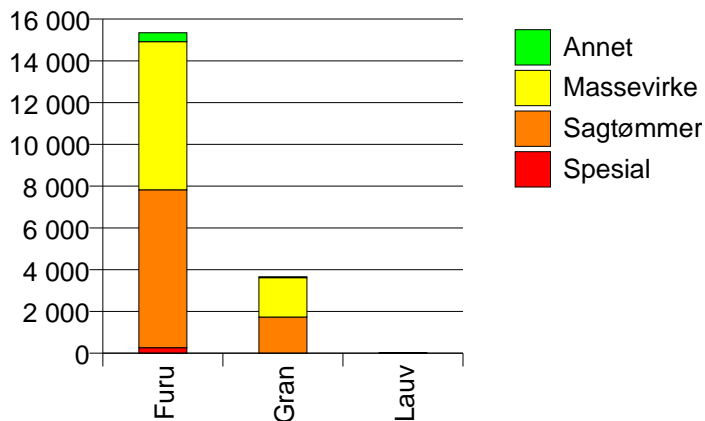


## 438 ALVDAL

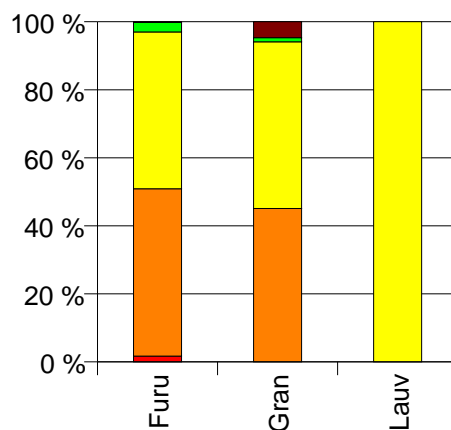
### Volum (kbm)

	Spesial	Sagtømmer	Massevirke	Annet	Vrak	Sum:
Furu	264	7 562	7 091	427	32	15 376
Gran		1 732	1 884	46	180	3 842
Lauv			21			21
Sum:	264	9 294	8 996	473	212	19 239

Volum (kbm)



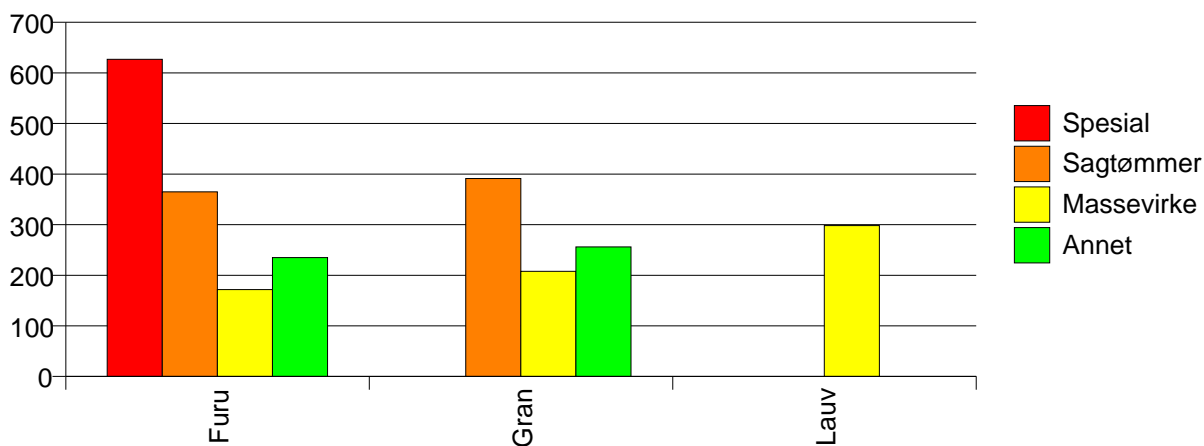
Volum (prosentfordelt)



### Gjennomsnittspris (kr/kbm)

	Spesial	Sagtømmer	Massevirke	Annet	Vrak	Snitt
Furu	627	365	172	235	0	276
Gran		391	208	256	0	281
Lauv			298			298
Snitt	627	370	180	237	0	277

Gjennomsnittspris (kr/kbm)

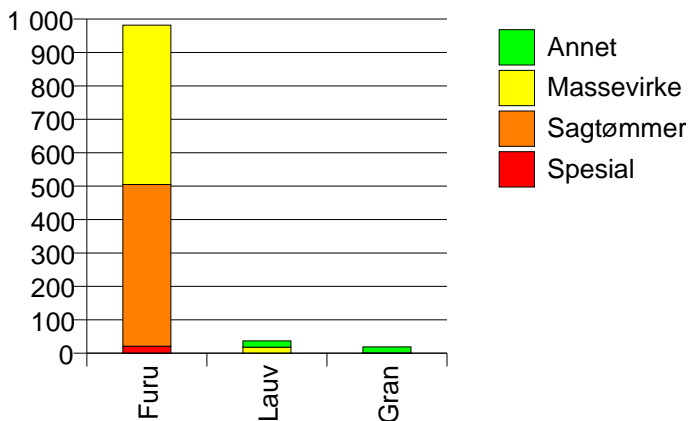


## 439 FOLLDAL

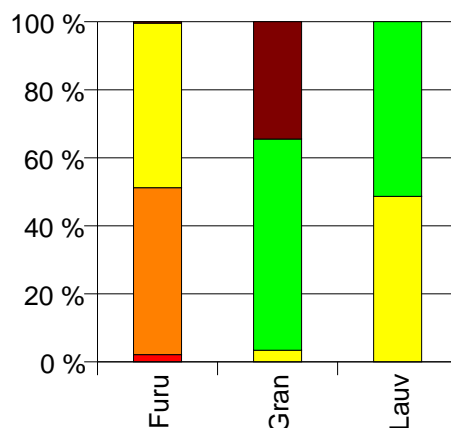
### Volum (kbm)

	Spesial	Sagtømmer	Massevirke	Annet	Vrak	Sum:
Furu	21	484	477		4	986
Gran			1	18	10	29
Lauv			18	19		37
Sum:	21	484	496	37	14	1 052

Volum (kbm)



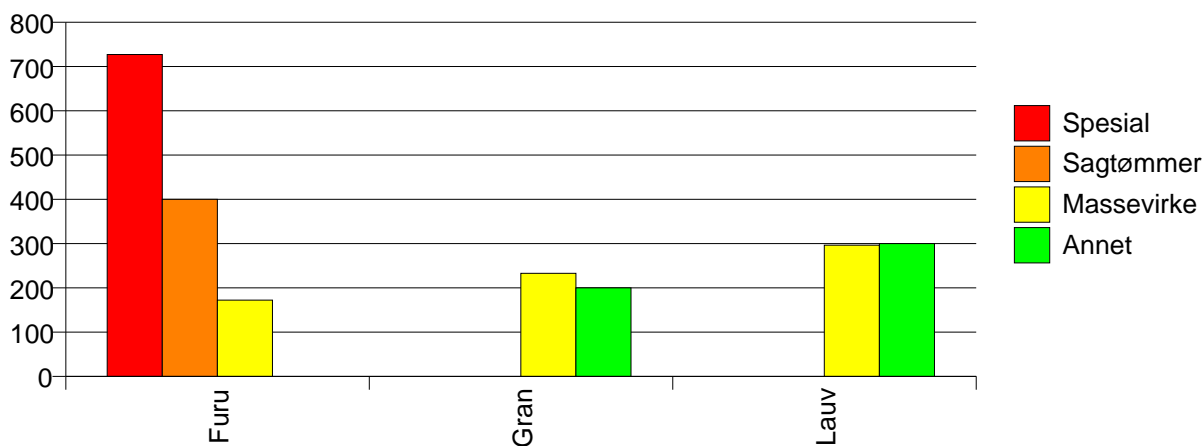
Volum (prosentfordelt)



### Gjennomsnittspris (kr/kbm)

	Spesial	Sagtømmer	Massevirke	Annet	Vrak	Snitt
Furu	727	400	172		0	295
Gran			233	200	0	132
Lauv			297	300		298
Snitt	727	400	177	251	0	291

Gjennomsnittspris (kr/kbm)

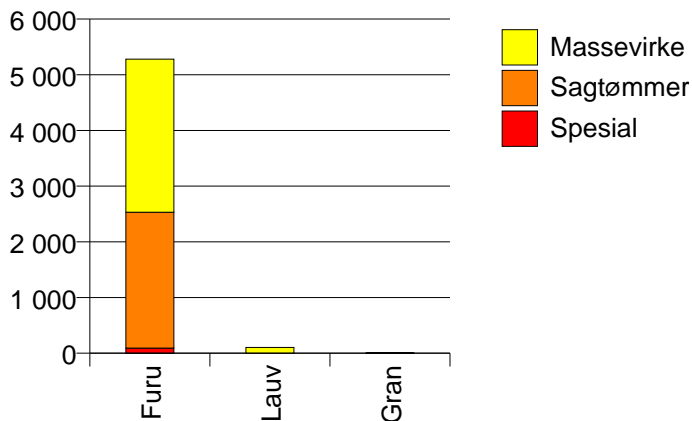


# 441 OS

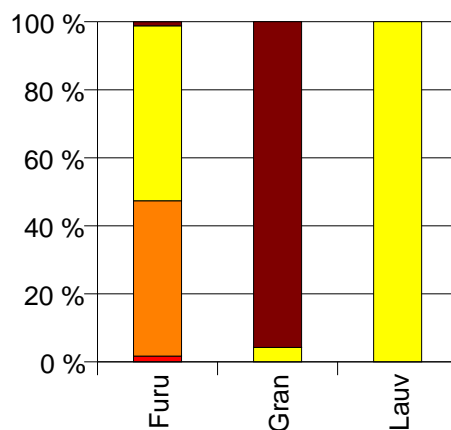
## Volum (kbm)

	Spesial	Sagtømmer	Massevirke	Vrak	Sum:
Furu	91	2 440	2 749	63	5 343
Gran		0	6	135	141
Lauv			104		104
Sum:	91	2 440	2 859	198	5 588

Volum (kbm)



Volum (prosentfordelt)



## Gjennomsnittspris (kr/kbm)

	Spesial	Sagtømmer	Massevirke	Vrak	Snitt
Furu	594	367	171	0	266
Gran		#DIV/0	188	0	8
Lauv			298		298
Snitt	594	367	176	0	260

Gjennomsnittspris (kr/kbm)

