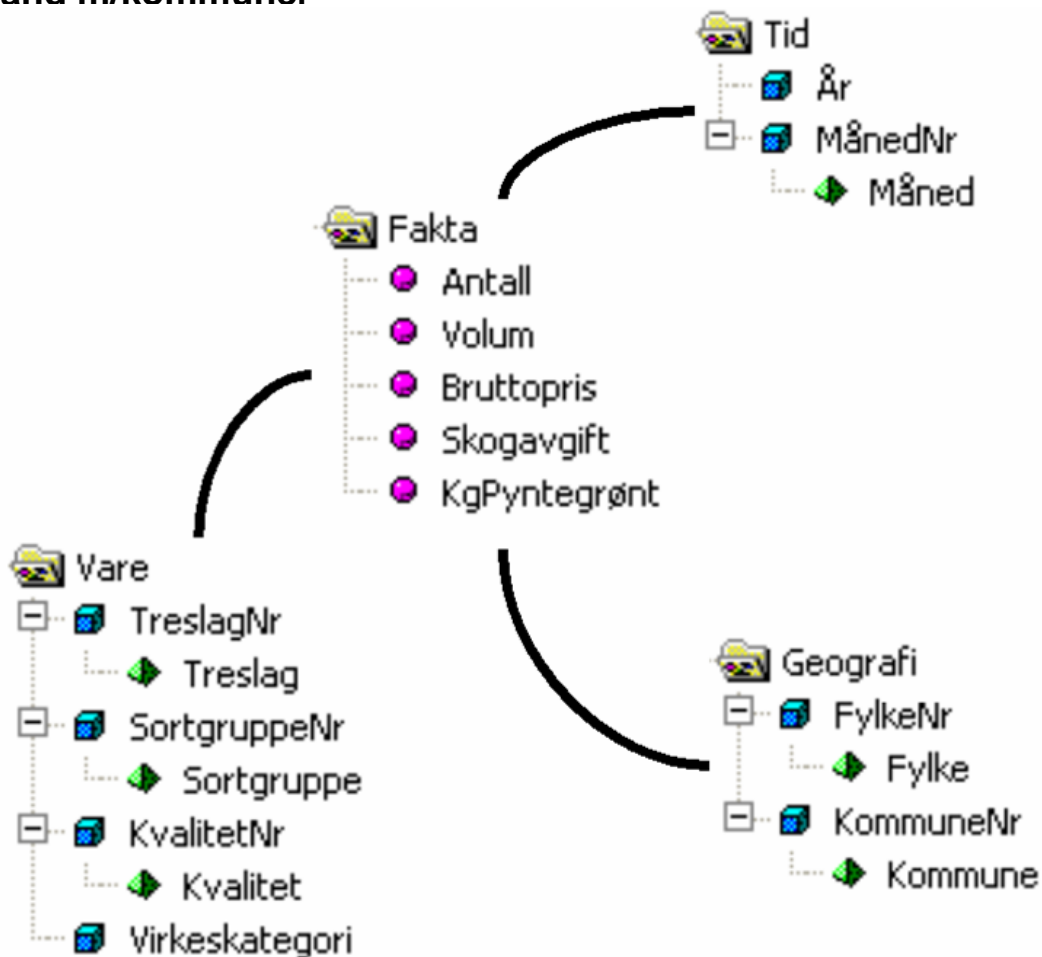


Virkestatistikk fra SKOG-DATA AS

Roaaland m/kommuner



Dataene i rapporten er hentet fra databasen som inneholder virkesdata med tilhørende innbetalinger av skogavgift. Rapporten er laget med Business Objects, som er sluttbrukerverktøyet i Skog-Data sine nye datavarehus-løsninger. Business Objects er ett meget sterkt rapportverktøy som kan presentere store mengder data effektivt.

Rapportene kan lastes ned fra www.skogdata.no/statistikk

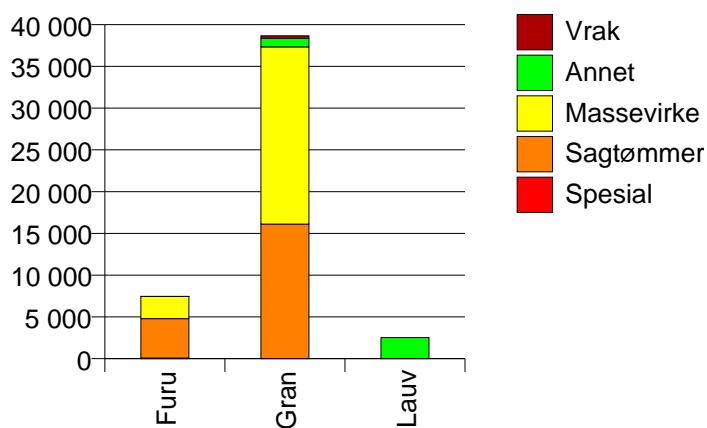
For mer informasjon, kontakt: alexanderh@skogdata.no

Rogaland

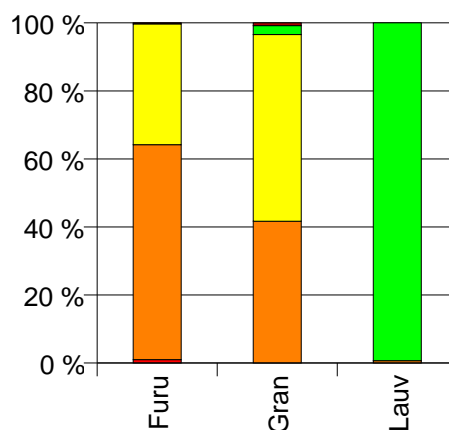
Volum

	Spesial	Sagtømmer	Massevirke	Annet	Vrak	Sum:
Furu	74	4 722	2 652		22	7 470
Gran		16 120	21 210	1 006	315	38 651
Lauv		17		2 520		2 537
Sum:	74	20 859	23 862	3 526	337	48 658

Volum (kbm)



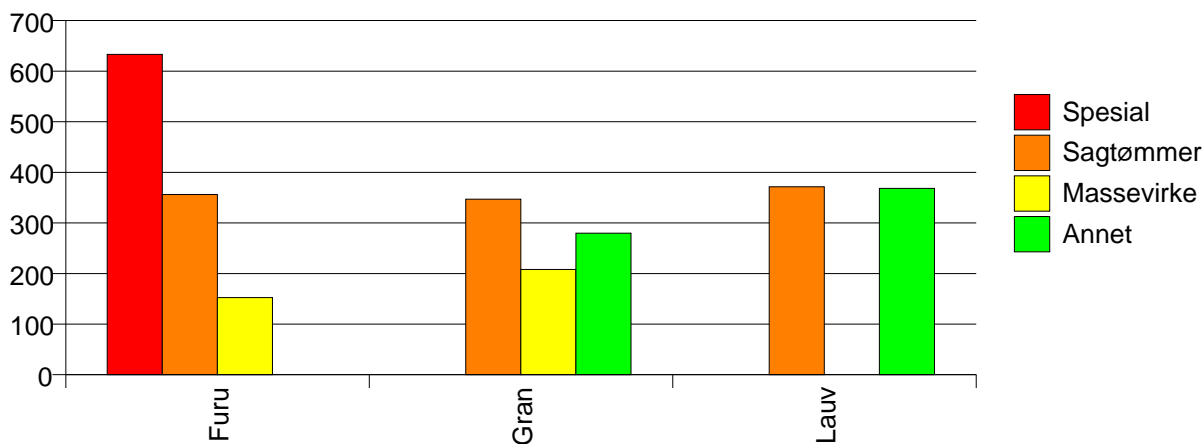
Volum (prosentfordelt)



Gjennomsnittspris (kr/kbm)

	Spesial	Sagtømmer	Massevirke	Annet	Vrak	Snitt:
Furu	633	356	153		0	286
Gran		347	208	280	0	266
Lauv		371		368		368
Snitt:	633	349	202	343	0	274

Gjennomsnittspris (kr/kbm)

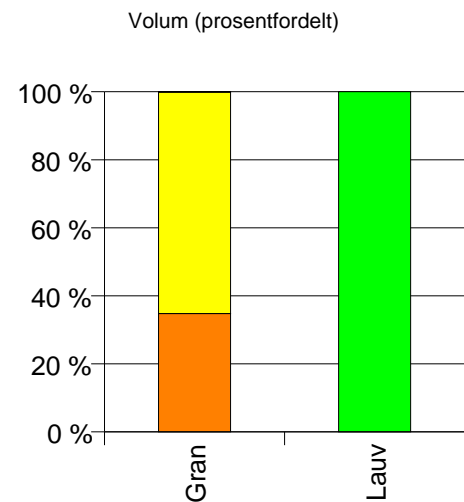
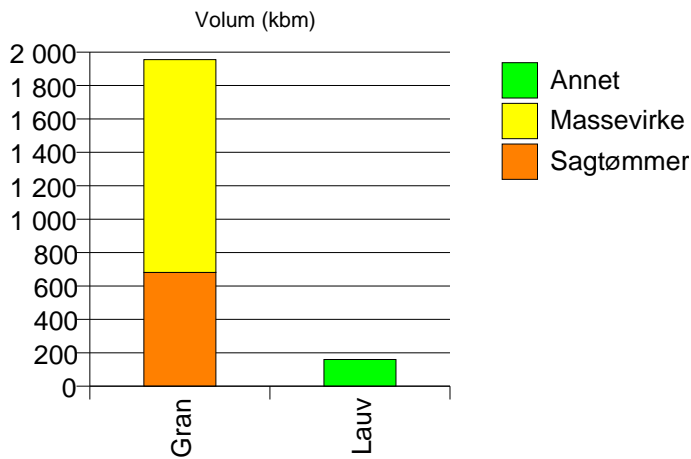




1114 BJERKREIM

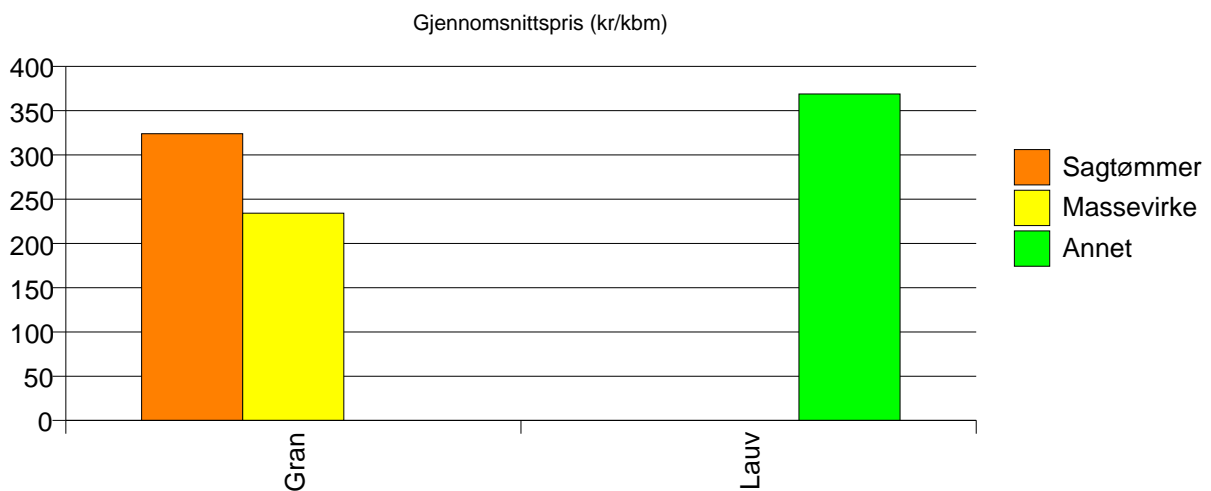
Volum (kbm)

	Sagtømmer	Massevirke	Annet	Vrak	Sum:
Gran	681	1 274		2	1 957
Lauv			160		160
Sum:	681	1 274	160	2	2 117



Gjennomsnittspris (kr/kbm)

	Sagtømmer	Massevirke	Annet	Vrak	Snitt
Gran	324	234		0	265
Lauv			369		369
Snitt	324	234	369	0	273

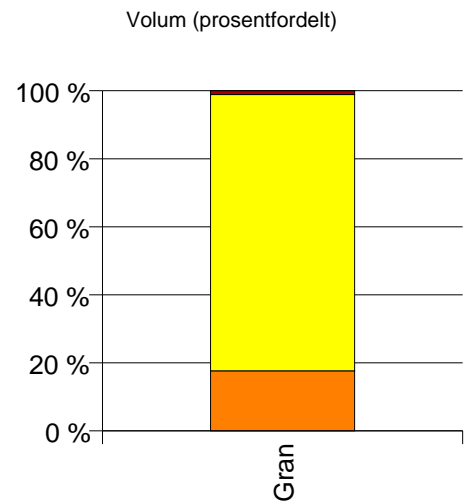
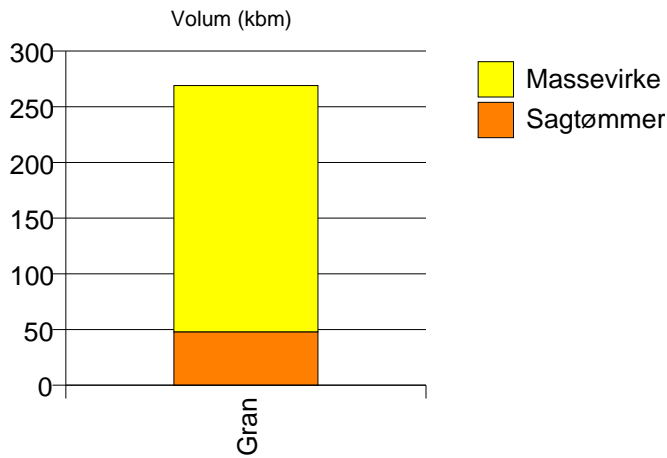




1106 HAUGESUND

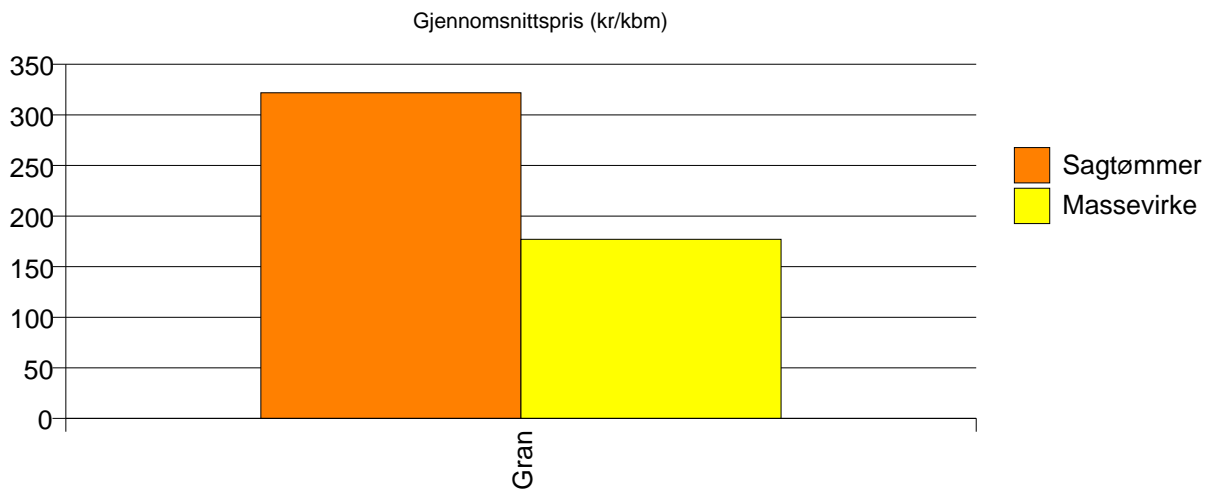
Volum (kbm)

	Sagtømmer	Massevirke	Vrak	Sum:
Gran	48	221	3	272
Sum:	48	221	3	272



Gjennomsnittspris (kr/kbm)

Gran	322	177	0	201
Snitt	322	177	0	201

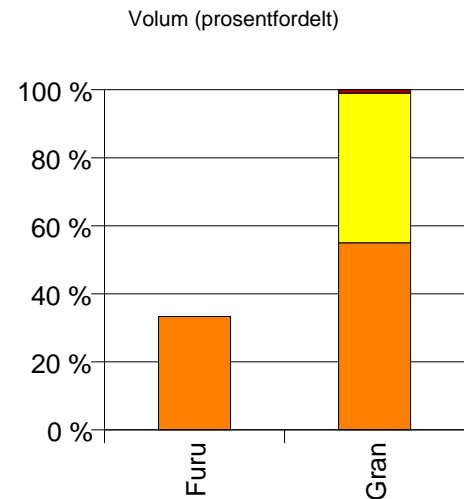
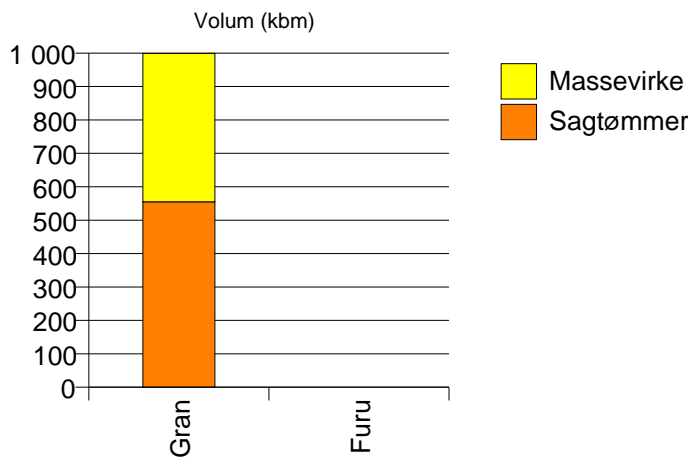




1121 TIME

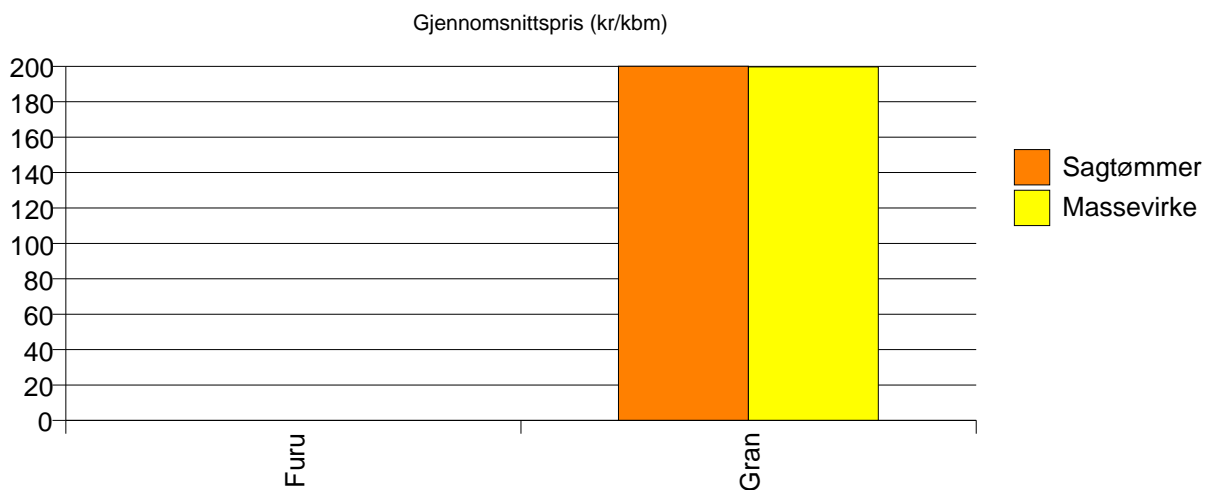
Volum (kbm)

	Sagtømmer	Massevirke	Vrak	Sum:
Furu	0			0
Gran	555	444	10	1 009
Sum:	555	444	10	1 009



Gjennomsnittspris (kr/kbm)

	Sagtømmer	Massevirke	Vrak	Snitt
Furu	#DIV/0			#DIV/0
Gran	347	200	0	279
Snitt	347	200	0	279

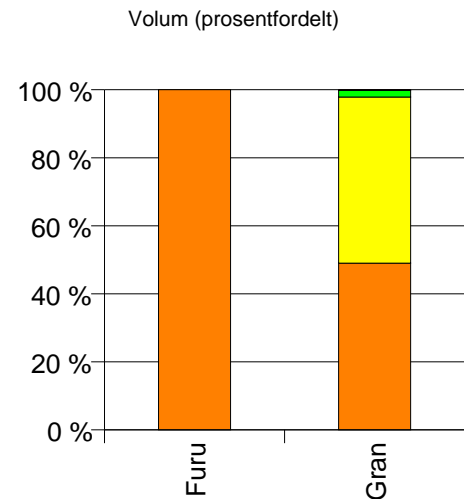
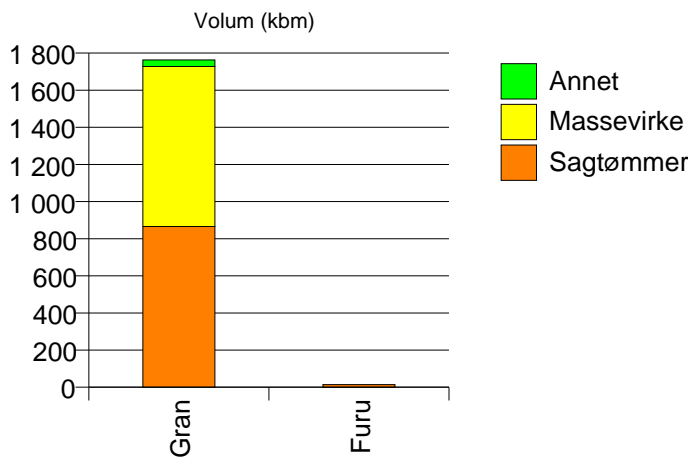




1101 EIGERSUND

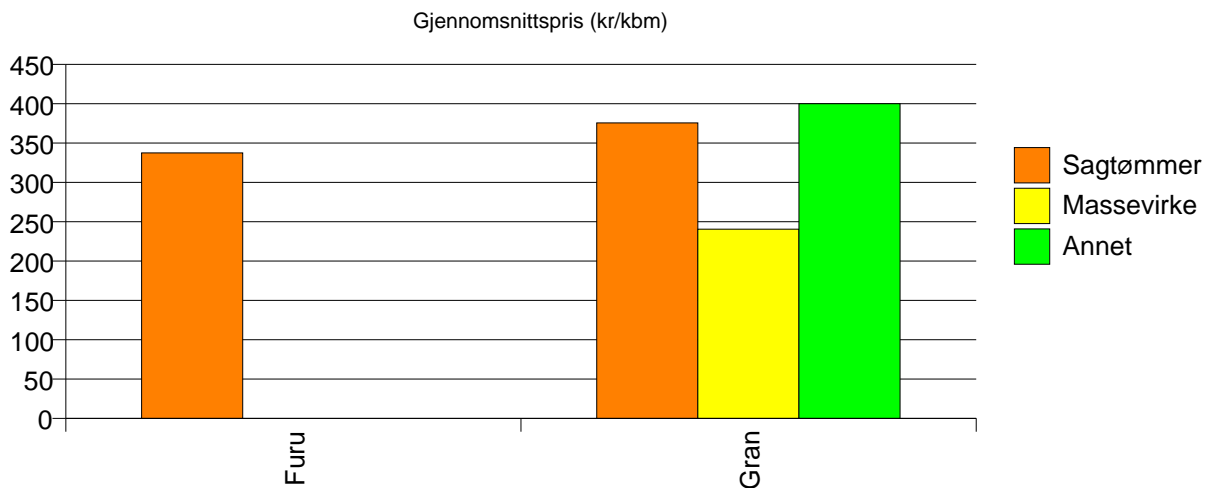
Volum (kbm)

	Sagtømmer	Massevirke	Annet	Vrak	Sum:
Furu	14				14
Gran	866	862	35	3	1 766
Sum:	880	862	35	3	1 780



Gjennomsnittspris (kr/kbm)

	Sagtømmer	Massevirke	Annet	Vrak	Snitt
Furu	338				338
Gran	376	241	400	0	310
Snitt	375	241	400	0	310

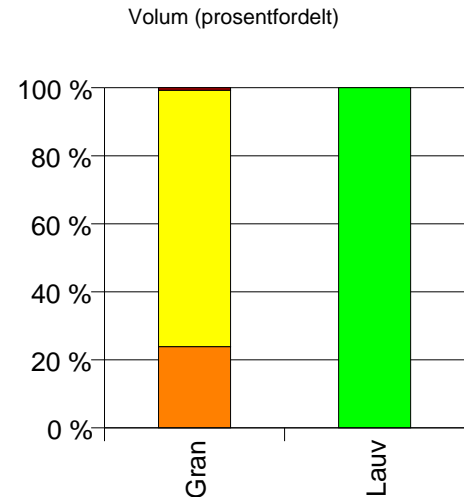
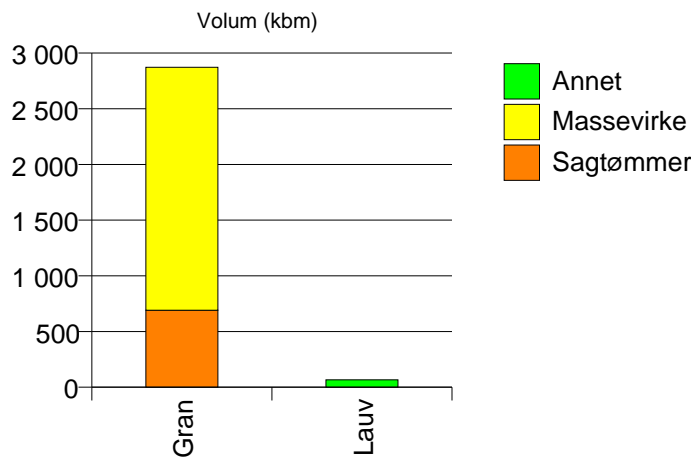




1111 SOKNDAL

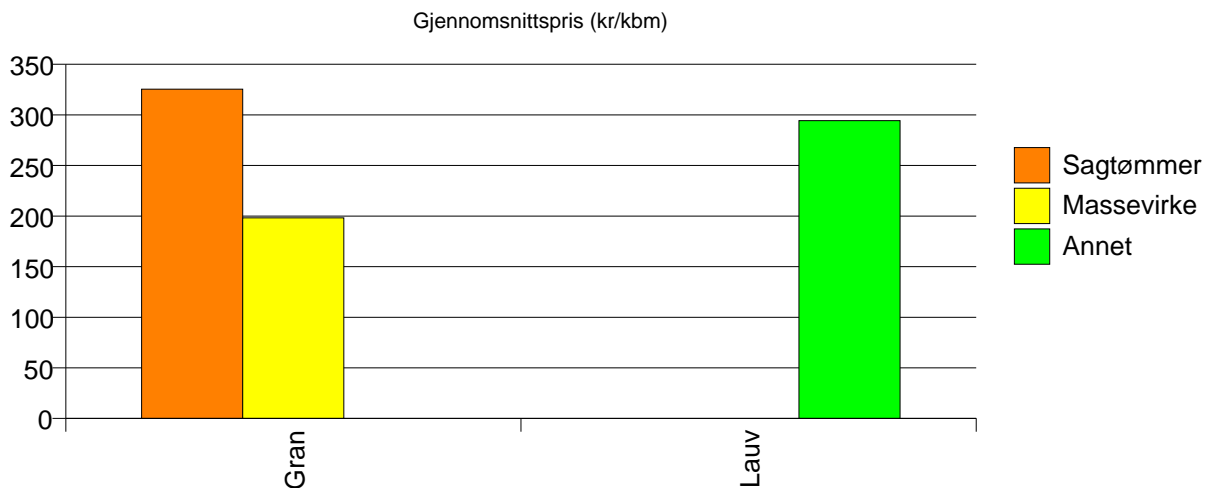
Volum (kbm)

	Sagtømmer	Massevirke	Annet	Vrak	Sum:
Gran	691	2 181		21	2 893
Lauv			67		67
Sum:	691	2 181	67	21	2 960



Gjennomsnittspris (kr/kbm)

	Sagtømmer	Massevirke	Annet	Vrak	Snitt
Gran	325	198		0	227
Lauv			294		294
Snitt	325	198	294	0	229

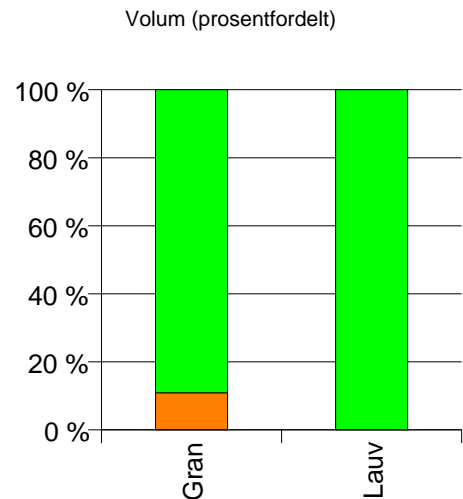
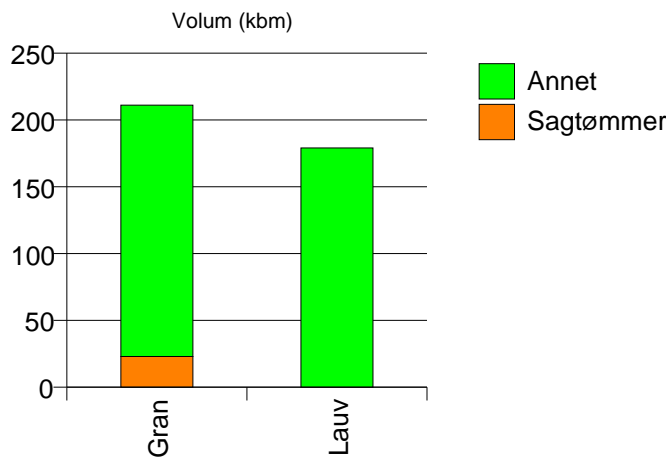




1112 LUND

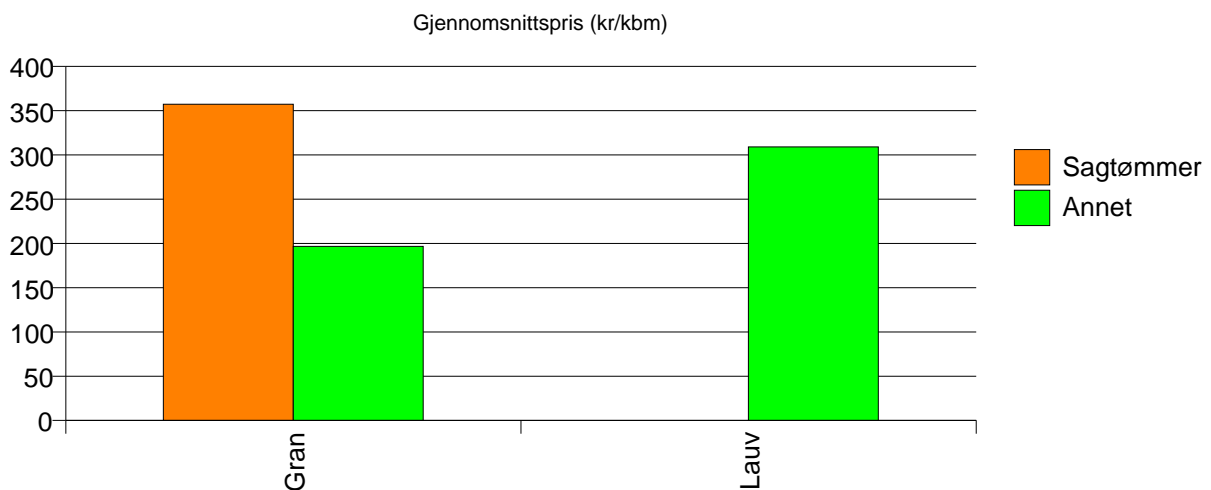
Volum (kbm)

	Sagtømmer	Annet	Sum:
Gran	23	188	211
Lauv		179	179
Sum:	23	367	390



Gjennomsnittspris (kr/kbm)

	Sagtømmer	Annet	Snitt
Gran	357	197	214
Lauv		309	309
Snitt	357	251	258

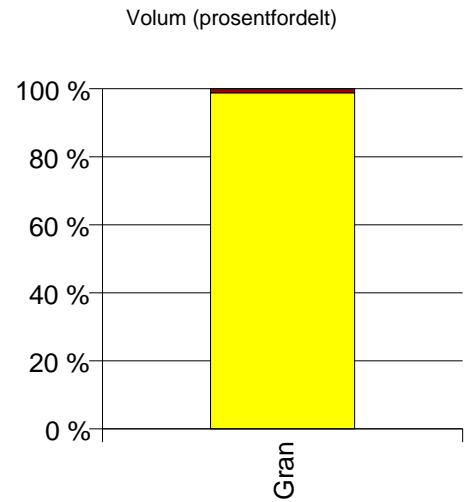
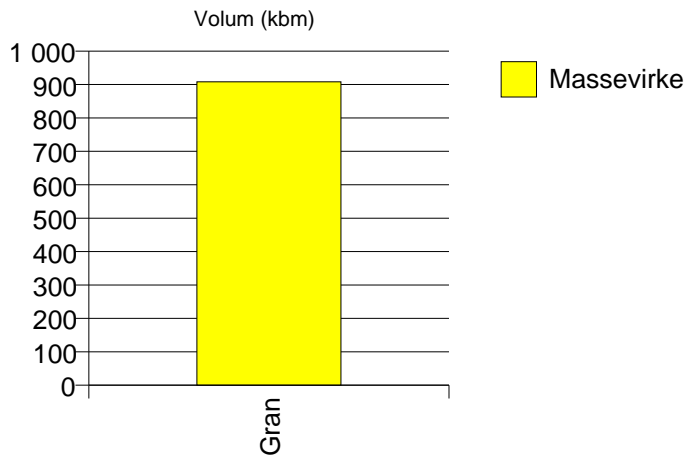




1119 HÅ


Volum (kbm)

	Massevirke	Vrak	Sum:
Gran	908	11	919
Sum:	908	11	919



Gjennomsnittspris (kr/kbm)

Gran	166	0	164
Snitt	166	0	164

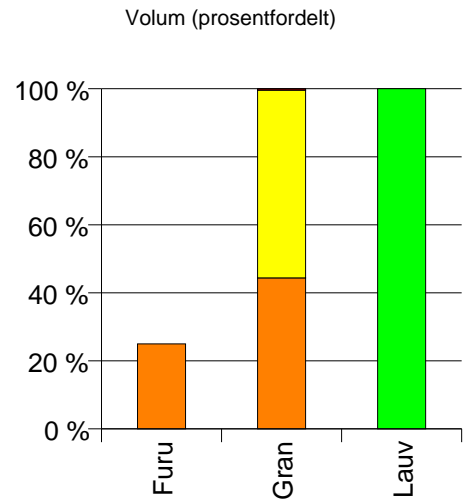
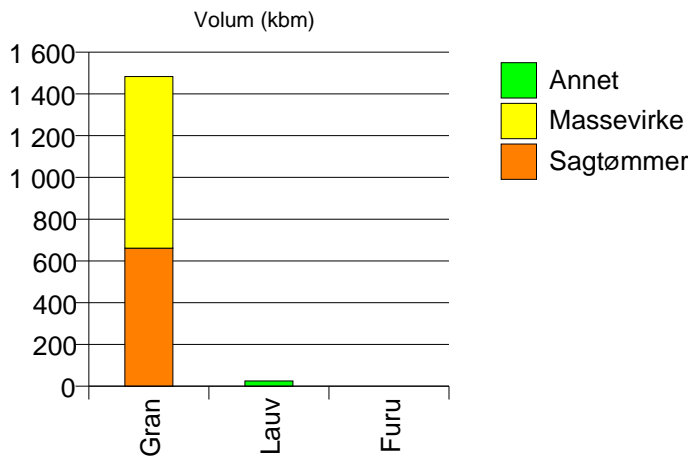




1130 STRAND

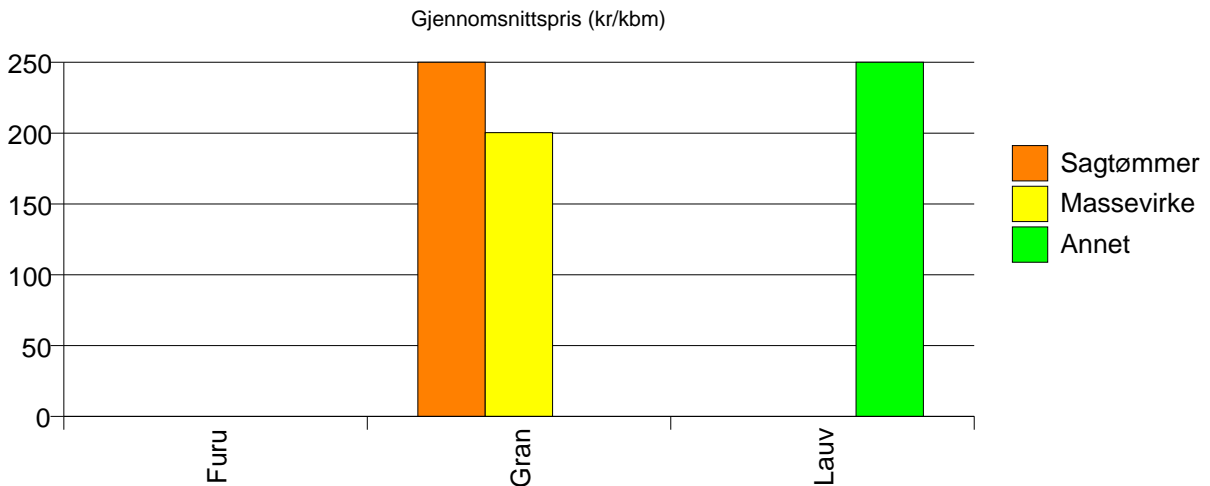
Volum (kbm)

	Sagtømmer	Massevirke	Annet	Vrak	Sum:
Furu	0				0
Gran	661	822		6	1 489
Lauv			25		25
Sum:	661	822	25	6	1 514



Gjennomsnittspris (kr/kbm)

	Sagtømmer	Massevirke	Annet	Vrak	Snitt
Furu	#DIV/0				#DIV/0
Gran	333	200		0	259
Lauv			735		735
Snitt	333	200	735	0	267

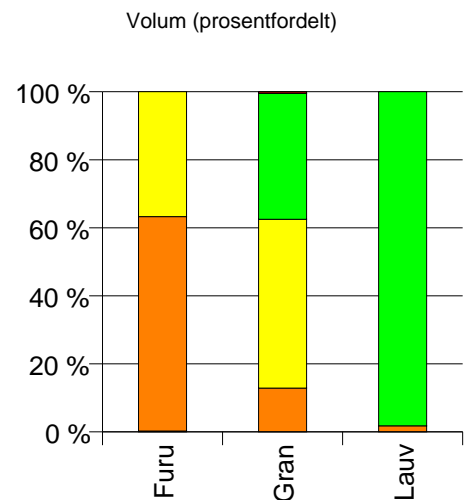
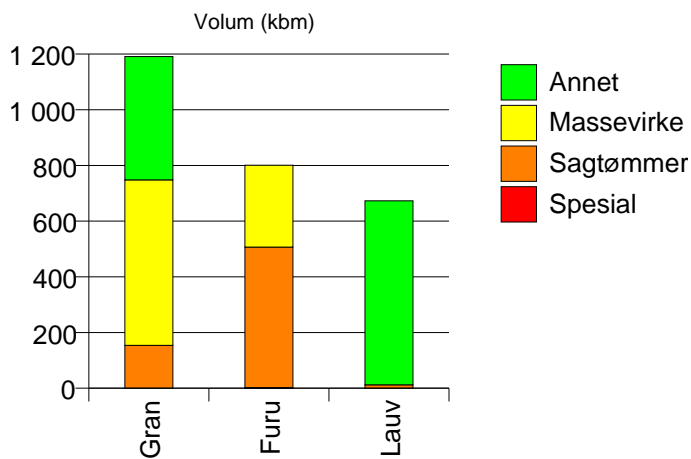




1133 HJELMELAND

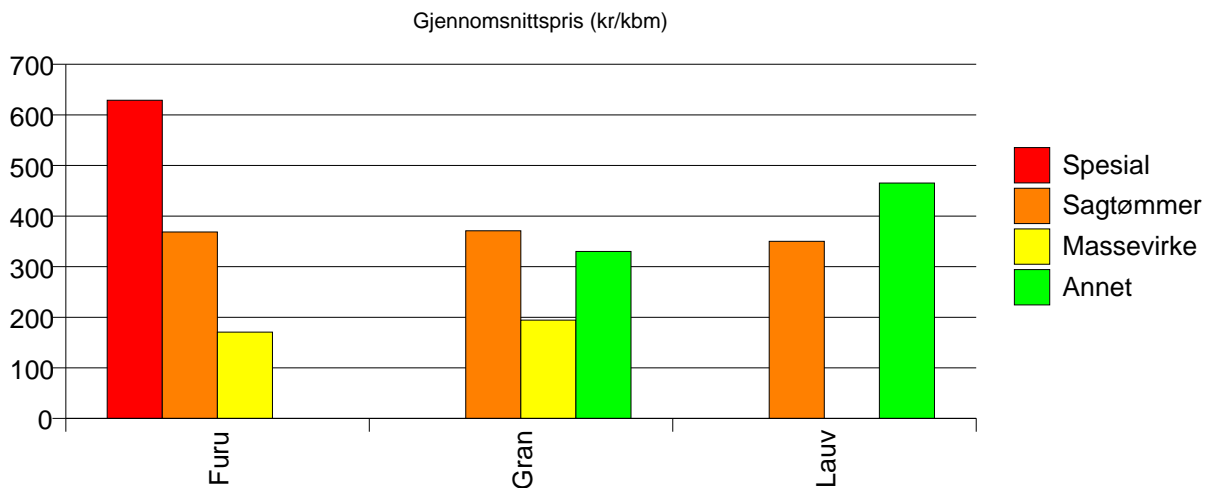
Volum (kbm)

	Spesial	Sagtømmer	Massevirke	Annet	Vrak	Sum:
Furu	2	505	294			801
Gran		154	594	443	6	1 197
Lauv		12		661		673
Sum:	2	671	888	1 104	6	2 671



Gjennomsnittspris (kr/kbm)

	Spesial	Sagtømmer	Massevirke	Annet	Vrak	Snitt
Furu	629	369	171			297
Gran		371	194	330	0	266
Lauv		350		465		463
Snitt	629	369	187	411	0	325

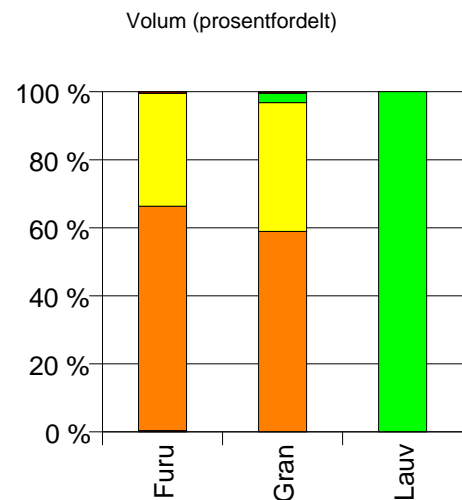
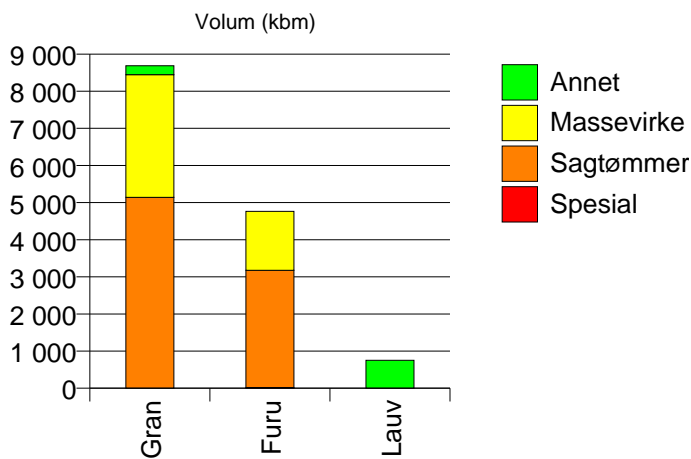




1134 SULDAL

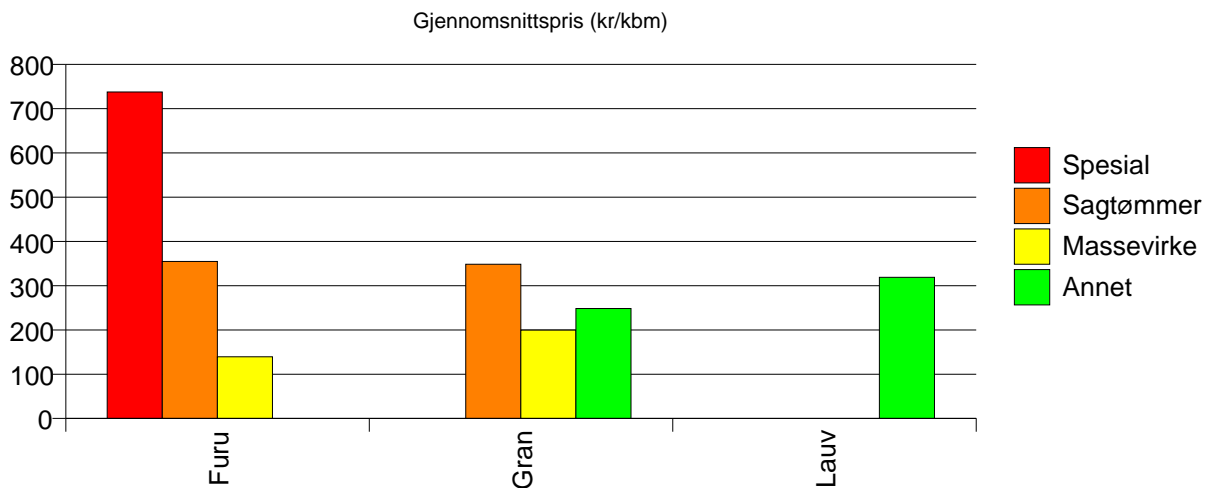
Volum (kbm)

	Spesial	Sagtømmer	Massevirke	Annet	Vrak	Sum:
Furu	18	3 158	1 589		21	4 786
Gran		5 142	3 303	242	36	8 723
Lauv				751		751
Sum:	18	8 300	4 892	993	57	14 260



Gjennomsnittspris (kr/kbm)

	Spesial	Sagtømmer	Massevirke	Annet	Vrak	Snitt
Furu	737	355	139		0	283
Gran		348	199	248	0	288
Lauv				319		319
Snitt	737	351	180	302	0	288

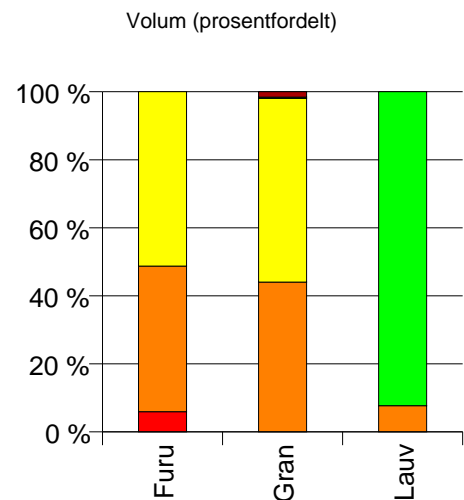
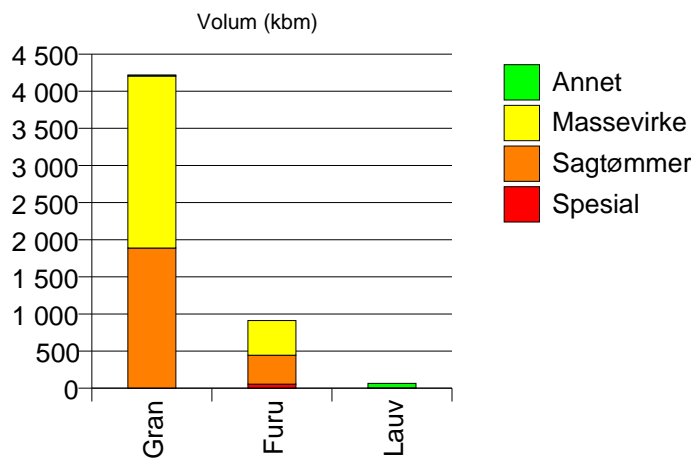




1146 TYSVÆR

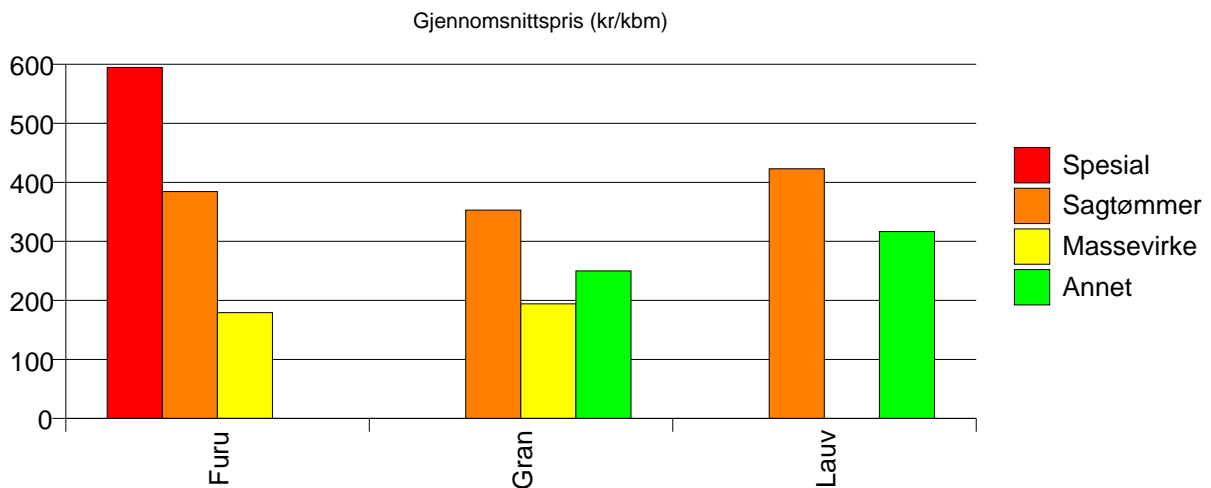
Volum (kbm)

	Spesial	Sagtømmer	Massevirke	Annet	Vrak	Sum:
Furu	54	390	467			911
Gran		1 888	2 316	15	68	4 287
Lauv		5		60		65
Sum:	54	2 283	2 783	75	68	5 263



Gjennomsnittspris (kr/kbm)

	Spesial	Sagtømmer	Massevirke	Annet	Vrak	Snitt
Furu	595	384	179			292
Gran		353	194	250	0	261
Lauv		423		317		325
Snitt	595	359	192	303	0	267

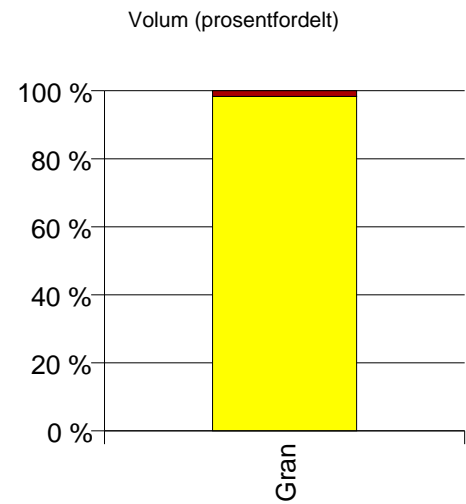
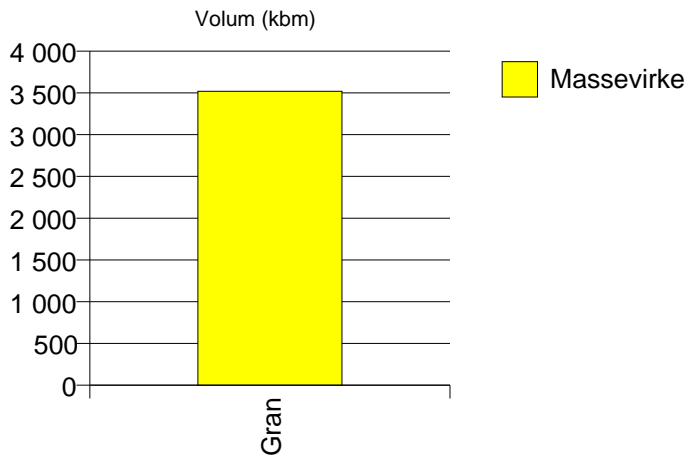




1149 KARMØY

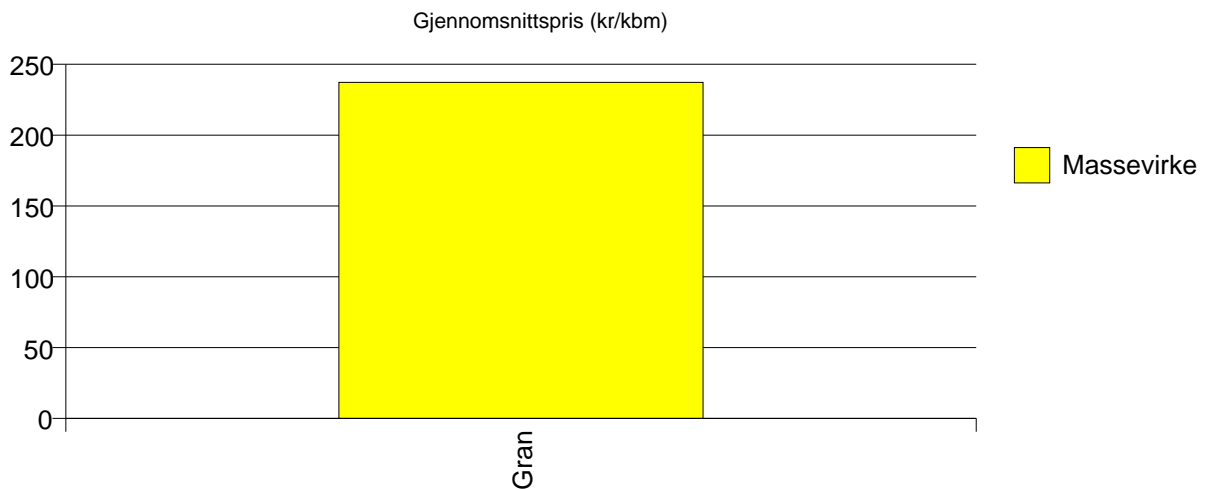
Volum (kbm)

	Massevirke	Vrak	Sum:
Gran	3 519	59	3 578
Sum:	3 519	59	3 578



Gjennomsnittspris (kr/kbm)

Gran	237	0	233
Snitt	237	0	233

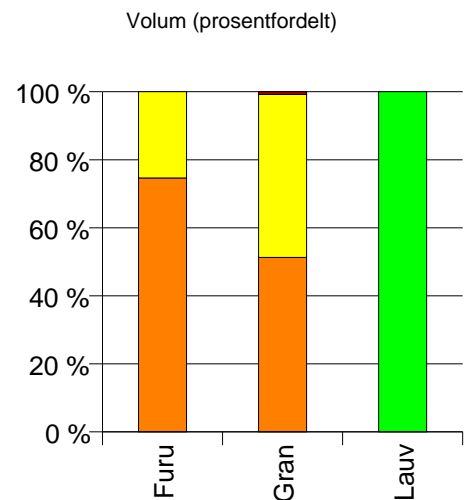
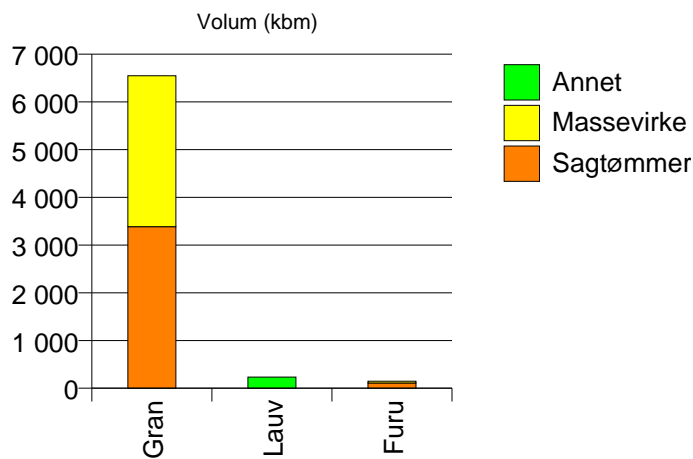




1154 VINDAFJORD

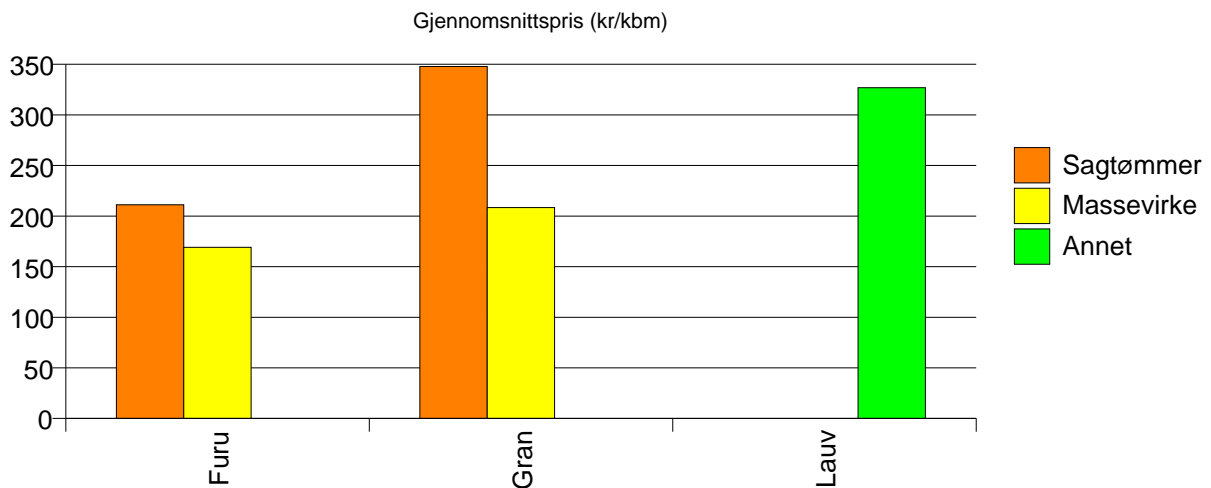
Volum (kbm)

	Sagtømmer	Massevirke	Annet	Vrak	Sum:
Furu	109	37			146
Gran	3 385	3 161		52	6 598
Lauv			232		232
Sum:	3 494	3 198	232	52	6 976



Gjennomsnittspris (kr/kbm)

	Sagtømmer	Massevirke	Annet	Vrak	Snitt
Furu	211	169			200
Gran	348	208		0	278
Lauv			327		327
Snitt	344	208	327	0	278

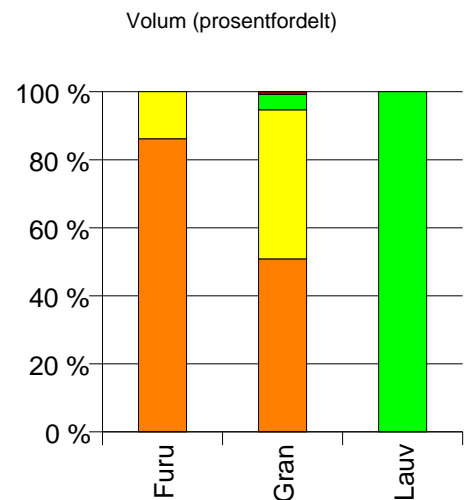
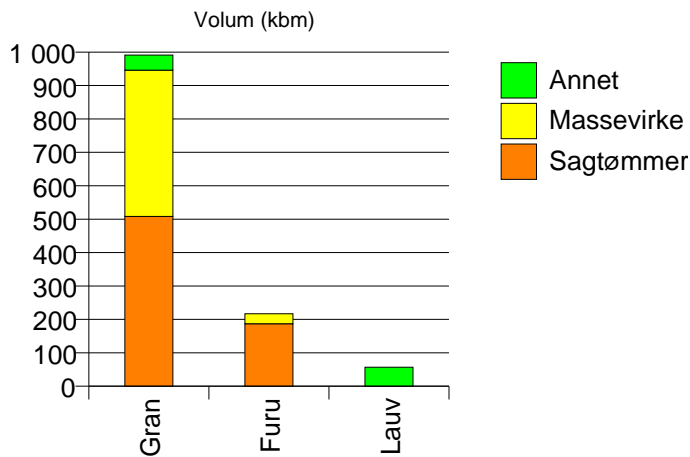




1159 ØLEN

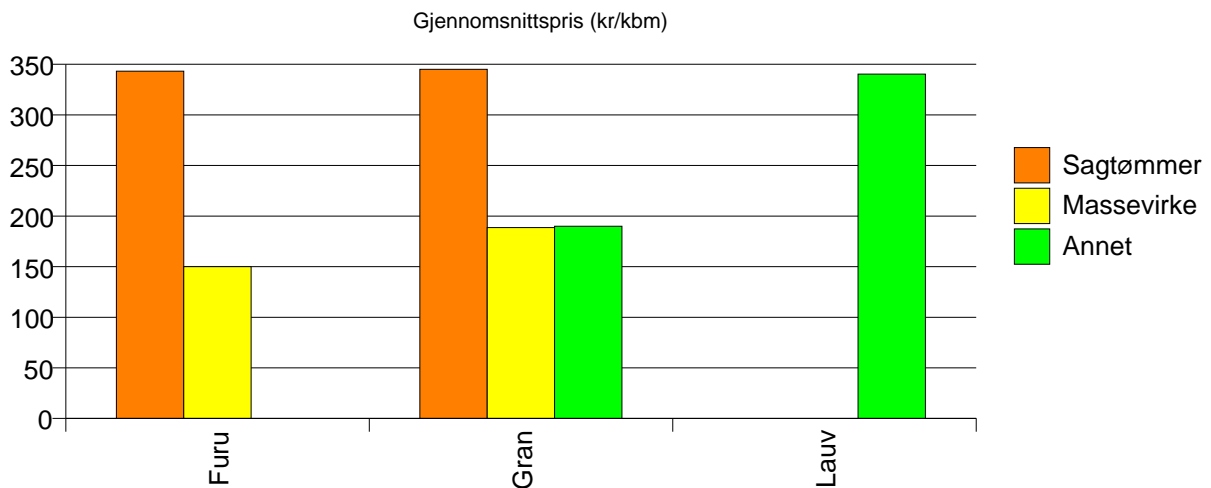
Volum (kbm)

	Sagtømmer	Massevirke	Annet	Vrak	Sum:
Furu	187	30			217
Gran	508	438	45	8	999
Lauv			57		57
Sum:	695	468	102	8	1 273



Gjennomsnittspris (kr/kbm)

	Sagtømmer	Massevirke	Annet	Vrak	Snitt
Furu	343	150			317
Gran	345	189	190	0	267
Lauv			340		340
Snitt	345	186	274	0	279

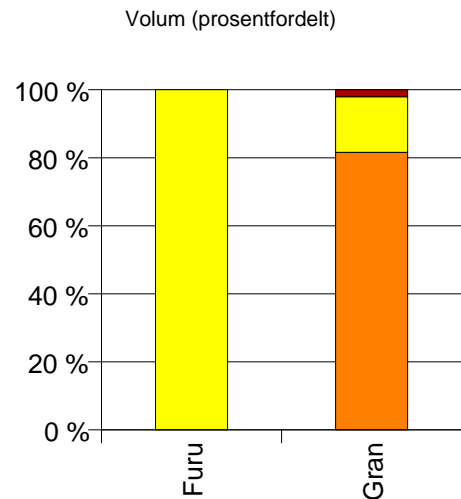
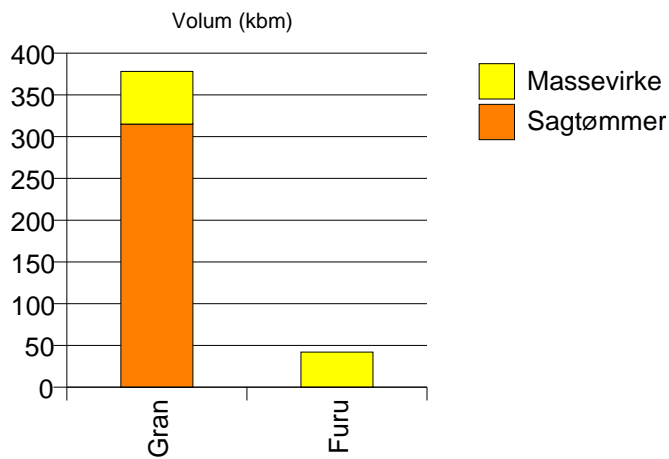




1102 SANDNES

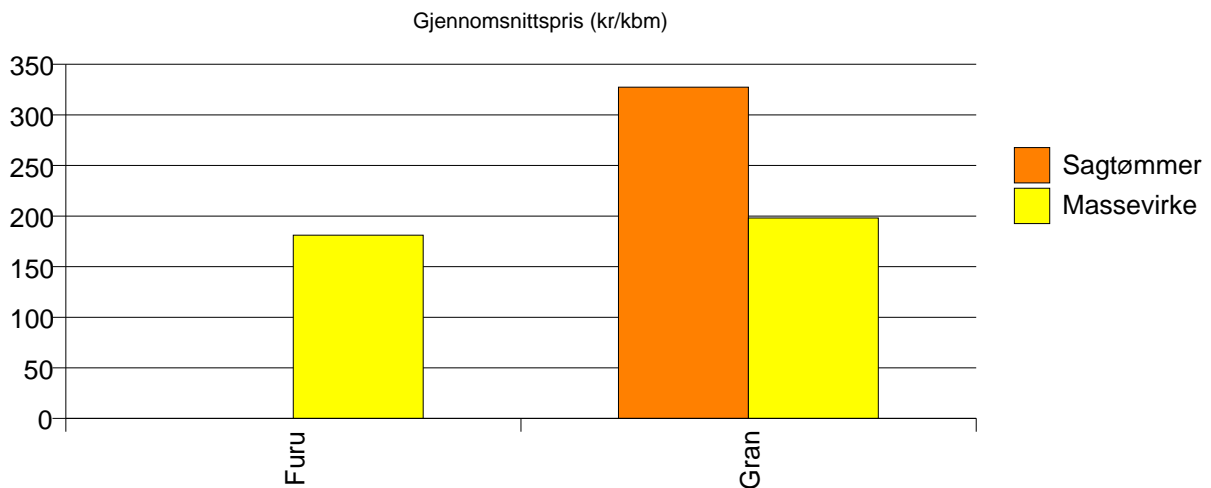
Volum (kbm)

	Sagtømmer	Massevirke	Vrak	Sum:
Furu		42		42
Gran	315	63	8	386
Sum:	315	105	8	428



Gjennomsnittspris (kr/kbm)

	Sagtømmer	Massevirke	Vrak	Snitt
Furu		181		181
Gran	327	198	0	299
Snitt	327	191	0	288

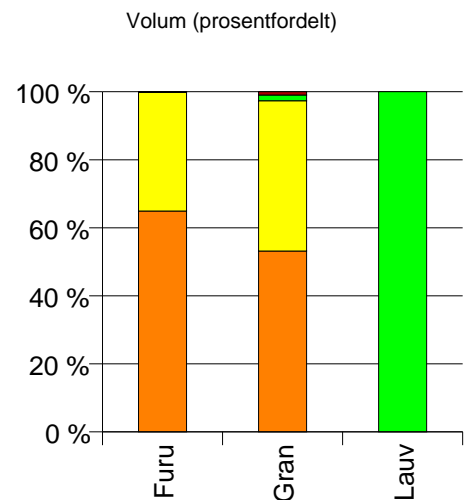
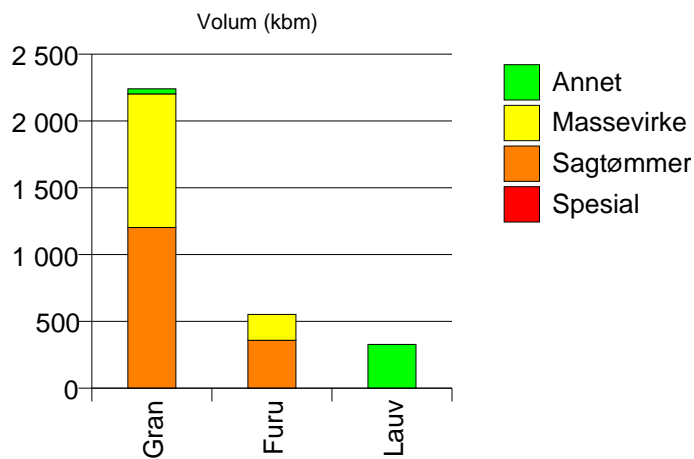




1135 SAUDA

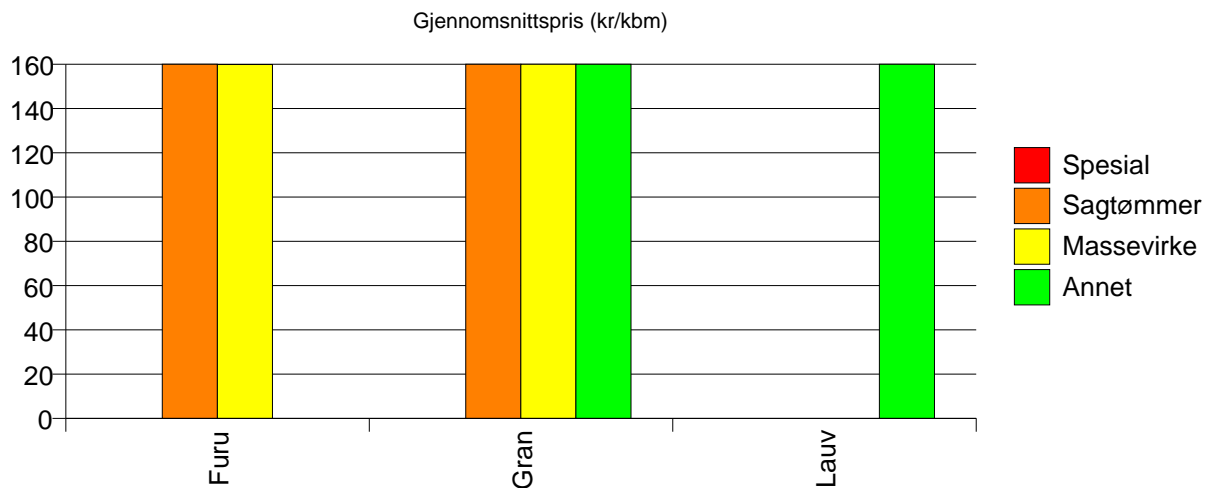
Volum (kbm)

	Spesial	Sagtømmer	Massevirke	Annet	Vrak	Sum:
Furu	0	359	193		1	553
Gran		1 203	999	38	22	2 262
Lauv				328		328
Sum:	0	1 562	1 192	366	23	3 143



Gjennomsnittspris (kr/kbm)

	Spesial	Sagtømmer	Massevirke	Annet	Vrak	Snitt
Furu	#DIV/0	376	160		0	300
Gran		346	198	313	0	277
Lauv				349		349
Snitt	#DIV/0	353	192	345	0	288

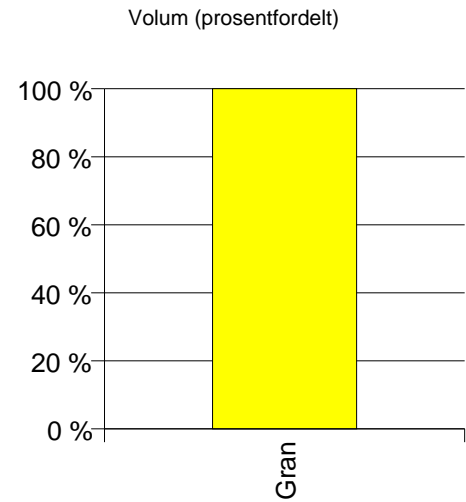
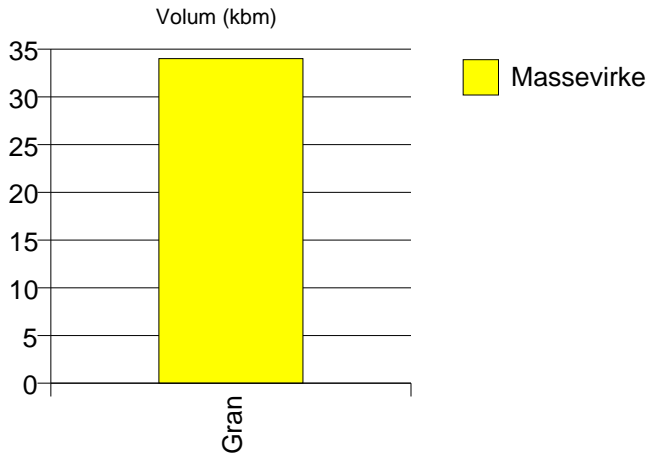




1141 FINNØY


Volum (kbm)

	Massevirke	Sum:
Gran	34	34
Sum:	34	34



Gjennomsnittspris (kr/kbm)

Gran	194	194
Snitt	194	194

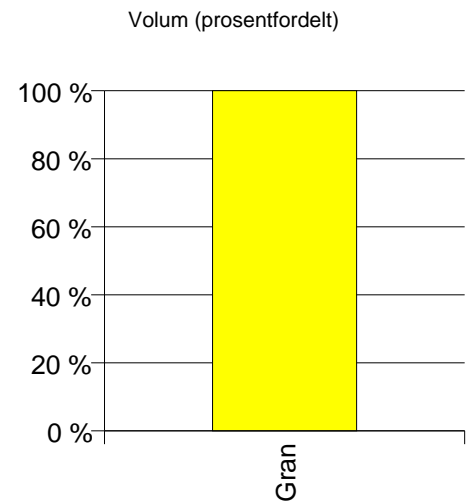
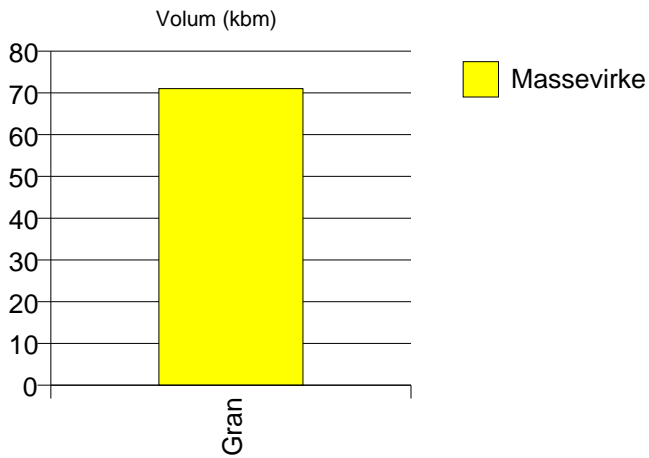




1129 FORSAND


Volum (kbm)

	Massevirke	Sum:
Gran	71	71
Sum:	71	71



Gjennomsnittspris (kr/kbm)

Gran	200	200
Snitt	200	200





1120 KLEPP

Volum (kbm)

Sum:

Sum:

Volum (kbm)

Volum (prosentfordelt)

Snitt

Gjennomsnittspris (kr/kbm)

Gjennomsnittspris (kr/kbm)