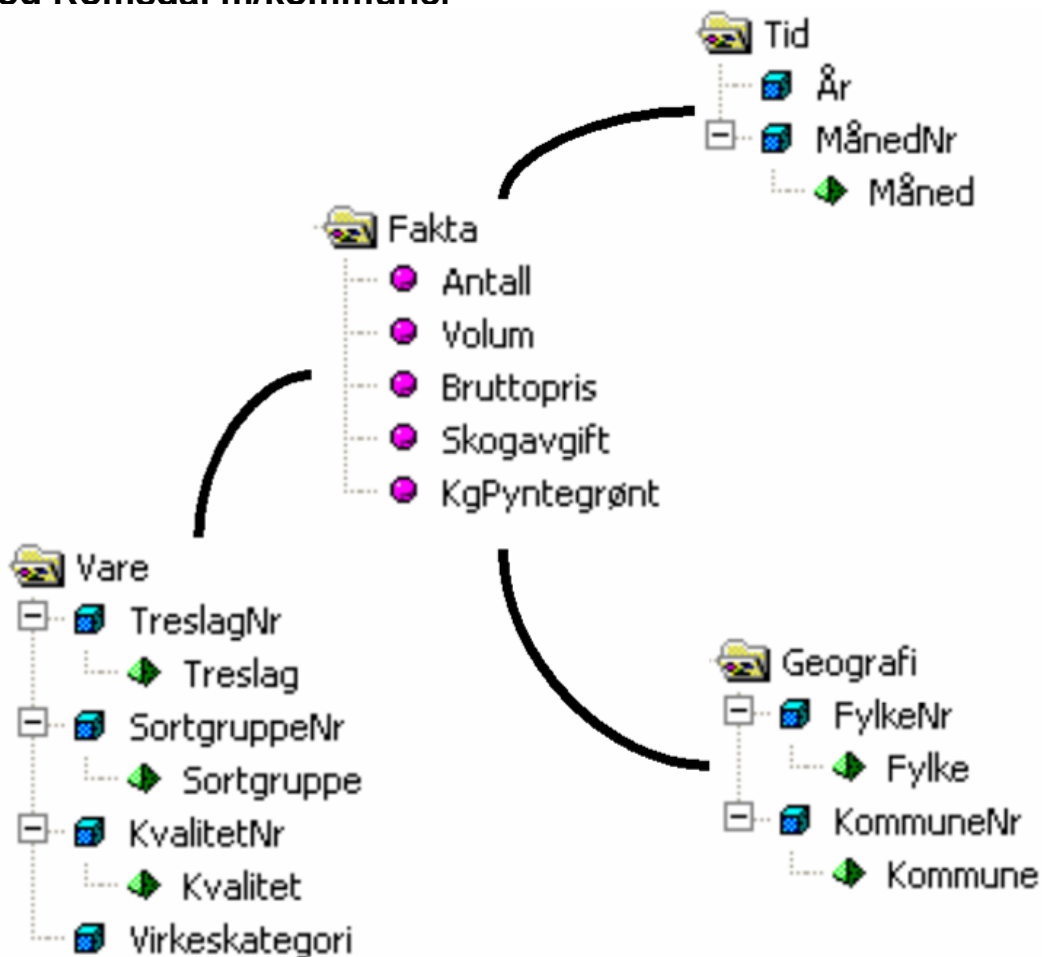




# Virkestatistikk fra SKOG-DATA AS

## Møre og Romsdal m/kommuner



Dataene i rapporten er hentet fra databasen som inneholder virkesdata med tilhørende innbetalinger av skogavgift. Rapporten er laget med Business Objects, som er sluttbrukerverktøyet i Skog-Data sine nye datavarehus-løsninger. Business Objects er ett meget sterkt rapportverktøy som kan presentere store mengder data effektivt.

Rapportene kan lastes ned fra [www.skogdata.no/statistikk](http://www.skogdata.no/statistikk)

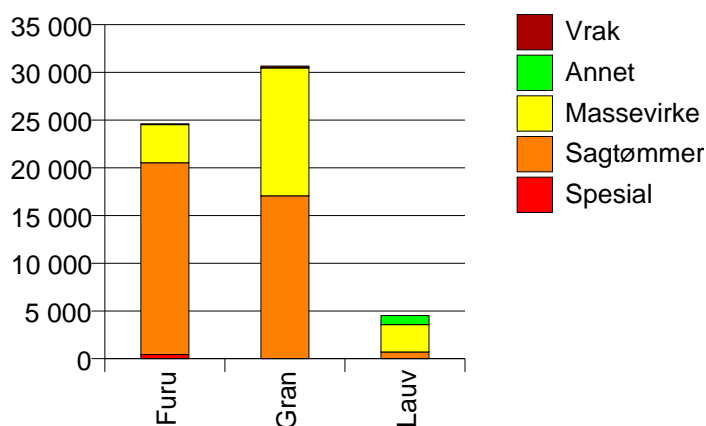
For mer informasjon, kontakt: [alexanderh@skogdata.no](mailto:alexanderh@skogdata.no)

## Møre og Romsdal

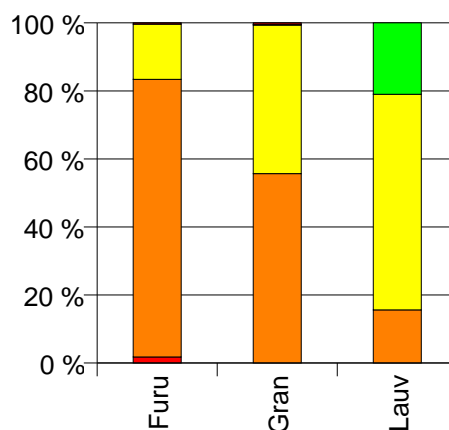
### Volum

	Spesial	Sagtømmer	Massevirke	Annet	Vrak	Sum:
Furu	437	20 081	3 995		94	24 607
Gran		17 065	13 398	23	160	30 646
Lauv		707	2 867	950		4 524
Sum:	437	37 853	20 260	973	254	59 777

Volum (kbm)



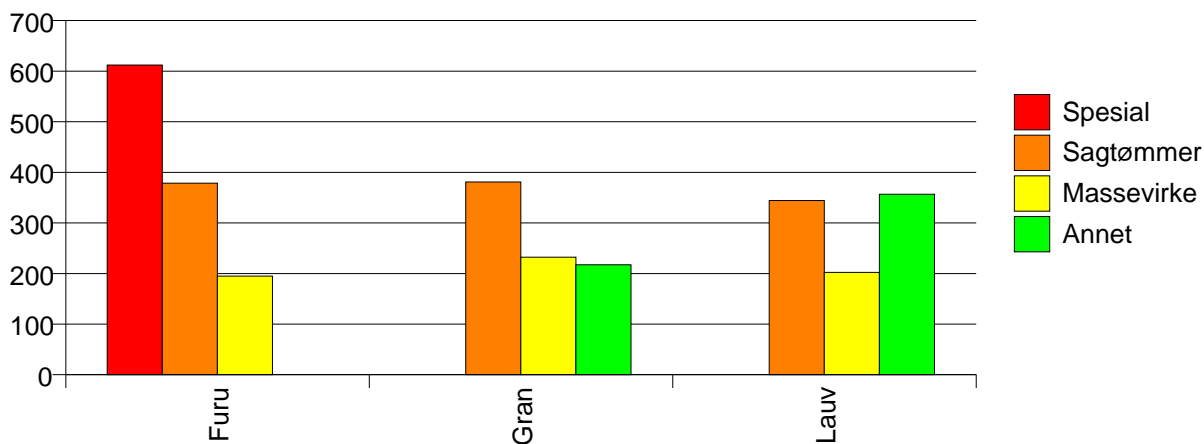
Volum (prosentfordelt)



### Gjennomsnittspris (kr/kbm)

	Spesial	Sagtømmer	Massevirke	Annet	Vrak	Snitt:
Furu	612	379	195		0	352
Gran		381	232	217	0	314
Lauv		344	202	357		257
Snitt:	612	379	221	353	0	325

Gjennomsnittspris (kr/kbm)



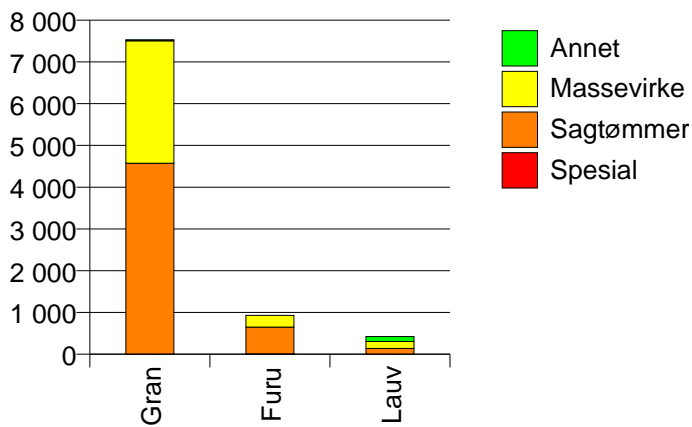


## 1539 RAUMA

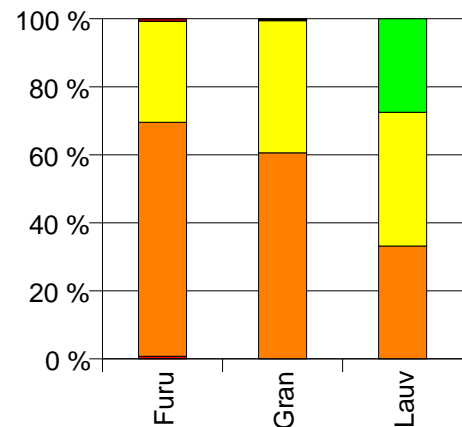
Volum (kbm)

	Spesial	Sagtømmer	Massevirke	Annet	Vrak	Sum:
Furu	7	644	278		7	936
Gran		4 573	2 932	23	20	7 548
Lauv		140	166	116		422
Sum:	7	5 357	3 376	139	27	8 906

Volum (kbm)



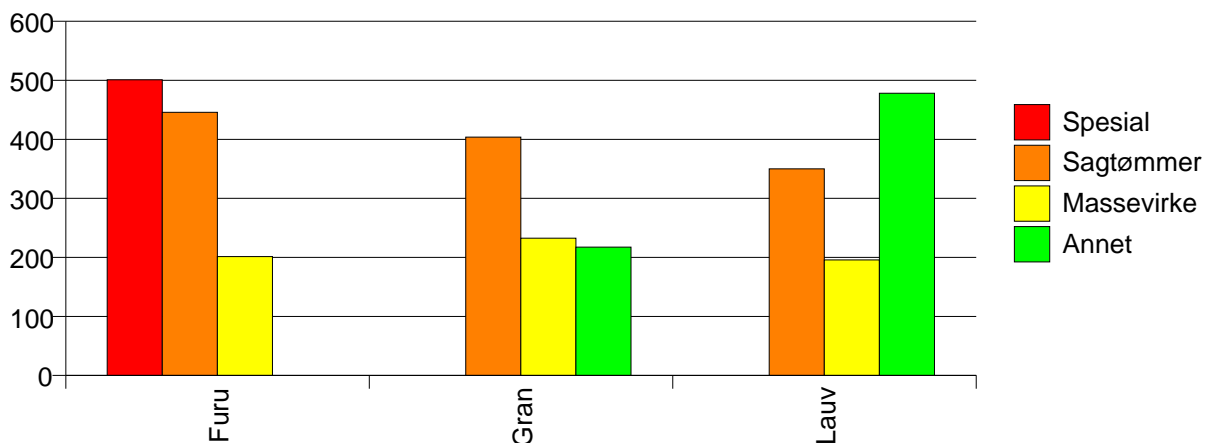
Volum (prosentfordelt)



Gjennomsnittspris (kr/kbm)

	Spesial	Sagtømmer	Massevirke	Annet	Vrak	Snitt
Furu	501	446	201		0	370
Gran		404	233	217	0	336
Lauv		350	196	478		325
Snitt	501	407	228	435	0	339

Gjennomsnittspris (kr/kbm)

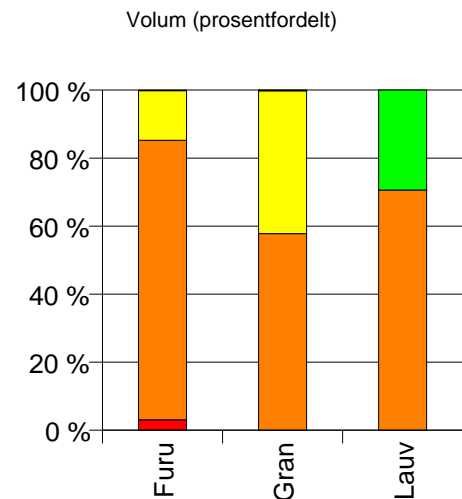
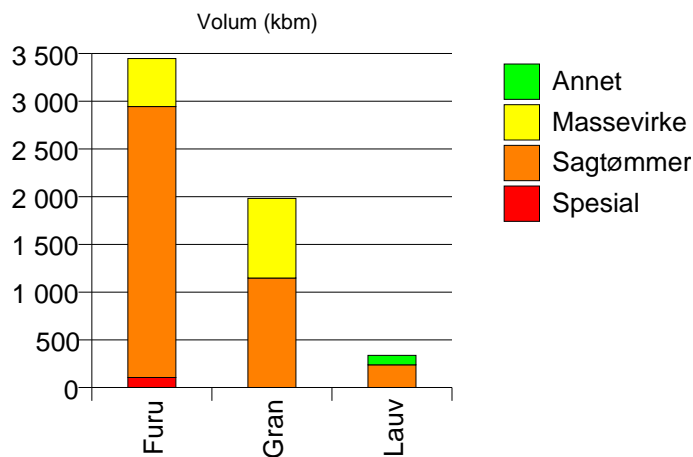




## 1543 NESSET

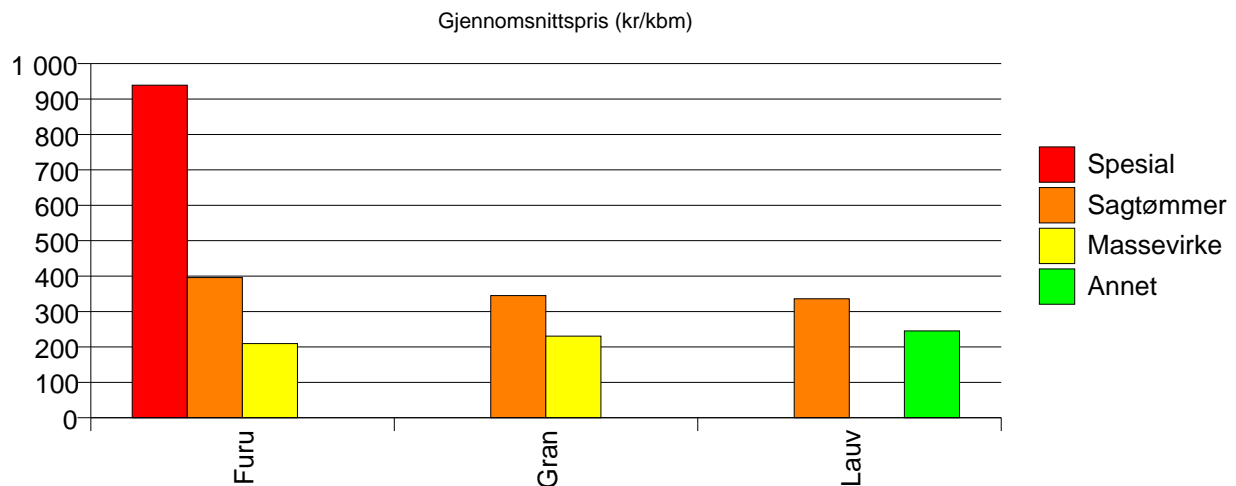
Volum (kbm)

	Spesial	Sagtømmer	Massevirke	Annet	Vrak	Sum:
Furu	106	2 837	503		6	3 452
Gran		1 147	834		4	1 985
Lauv		238		99		337
Sum:	106	4 222	1 337	99	10	5 774



Gjennomsnittspris (kr/kbm)

	Spesial	Sagtømmer	Massevirke	Annet	Vrak	Snitt
Furu	939	396	209		0	385
Gran		345	231		0	296
Lauv		336		245		309
Snitt	939	379	223	245	0	350

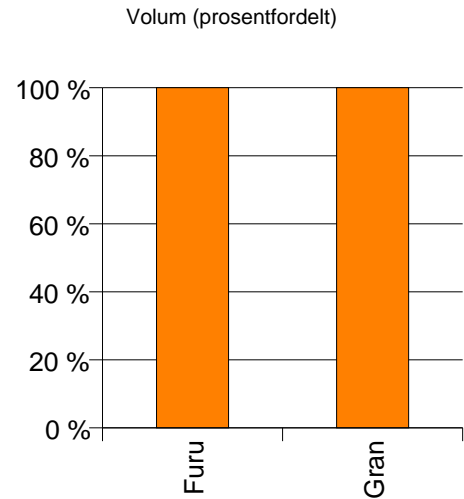
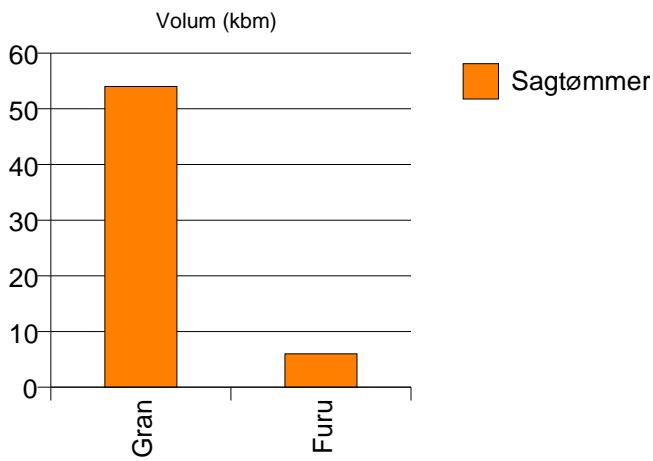




# 1551 EIDE

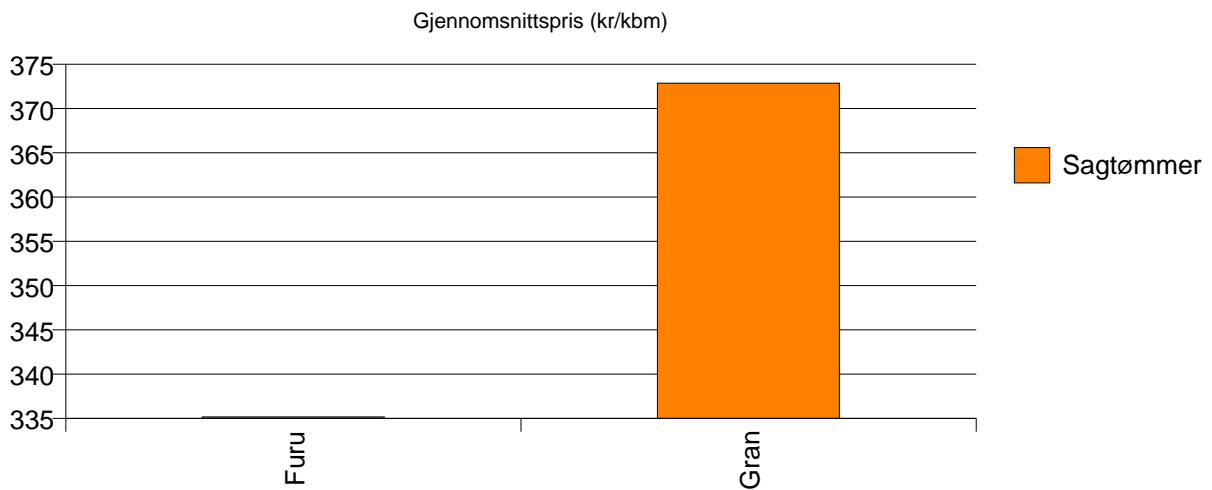
Volum (kbm)

	Sagtømmer	Sum:
Furu	6	6
Gran	54	54
Sum:	60	60



Gjennomsnittspris (kr/kbm)

	Sagtømmer	Snitt
Furu	335	335
Gran	373	373
Snitt	369	369

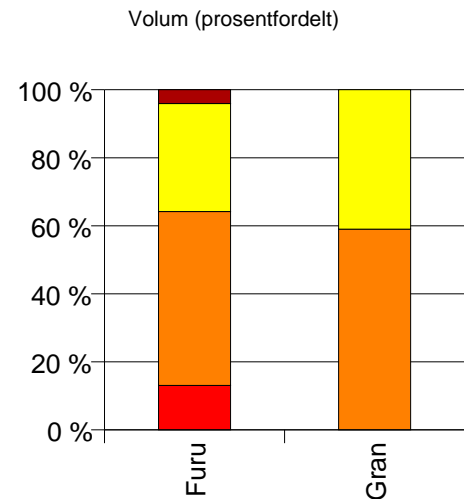
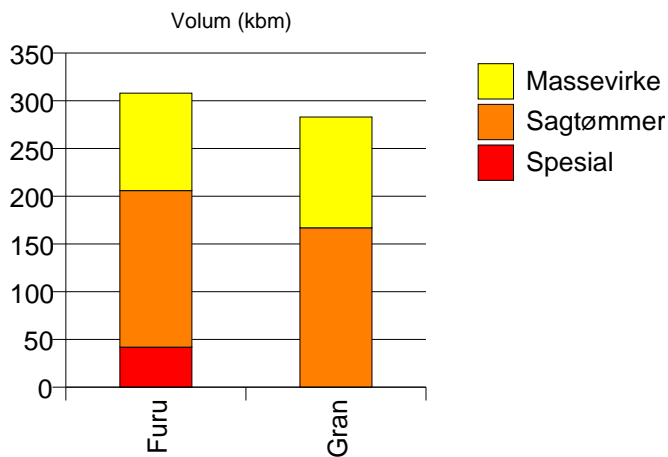




## 1557 GJEMNES

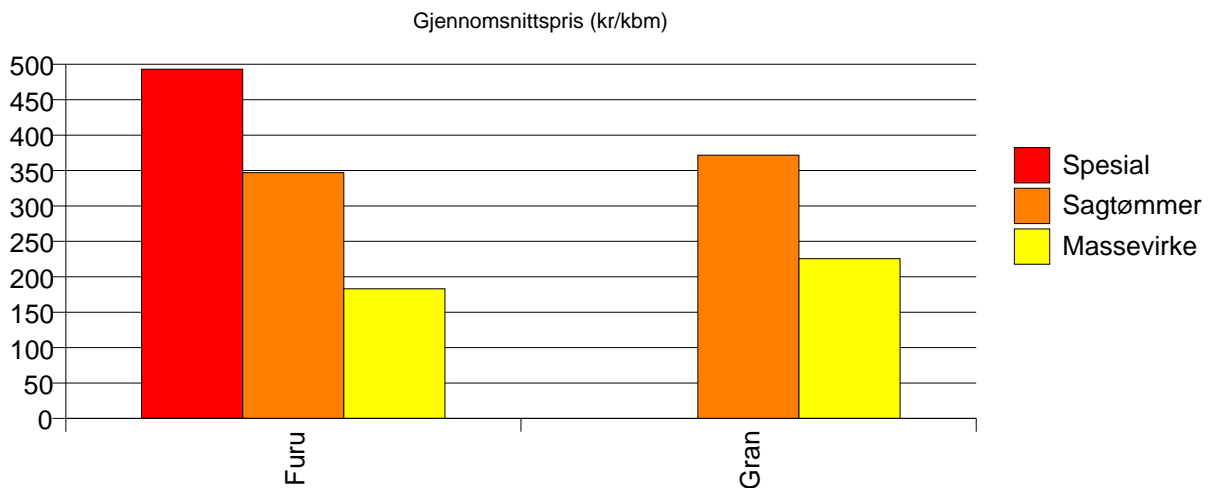
Volum (kbm)

	Spesial	Sagtømmer	Massevirke	Vrak	Sum:
Furu	42	164	102	13	321
Gran		167	116		283
Sum:	42	331	218	13	604



Gjennomsnittspris (kr/kbm)

	Spesial	Sagtømmer	Massevirke	Vrak	Snitt
Furu	493	347	183	0	300
Gran		372	226		312
Snitt	493	359	206	0	306

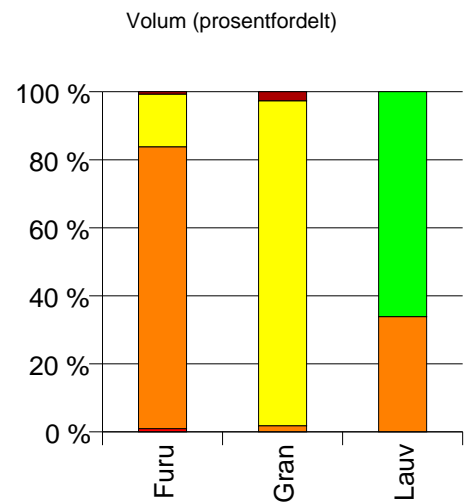
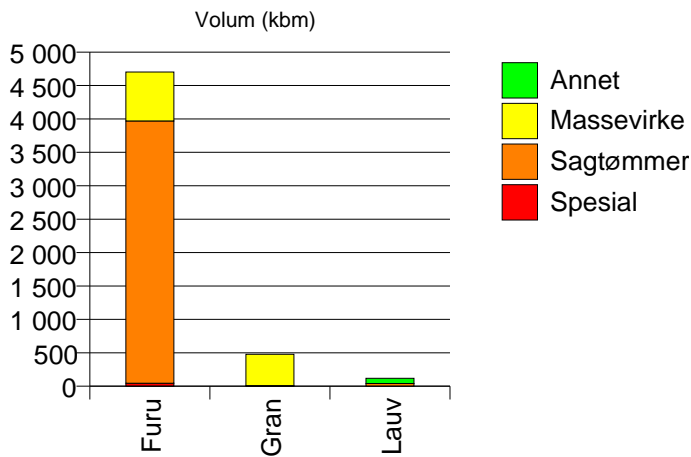




## 1560 TINGVOLL

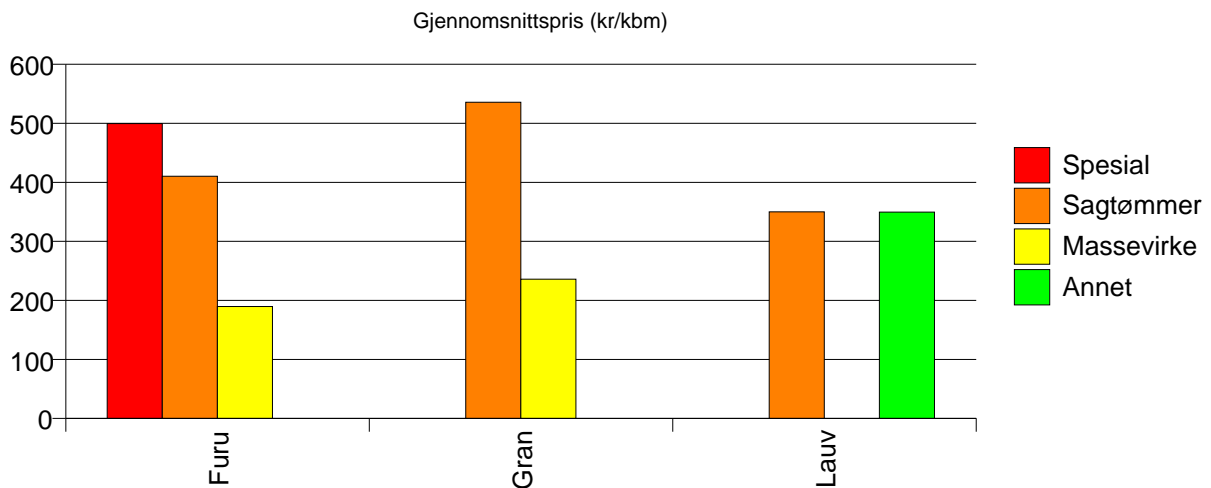
## Volum (kbm)

	Spesial	Sagtømmer	Massevirke	Annet	Vrak	Sum:
Furu	45	3 924	732		33	4 734
Gran		9	469		13	491
Lauv		40		78		118
Sum:	45	3 973	1 201	78	46	5 343



## Gjennomsnittspris (kr/kbm)

	Spesial	Sagtømmer	Massevirke	Annet	Vrak	Snitt
Furu	499	410	190		0	374
Gran		536	236		0	235
Lauv		350		349		350
Snitt	499	410	208	349	0	361



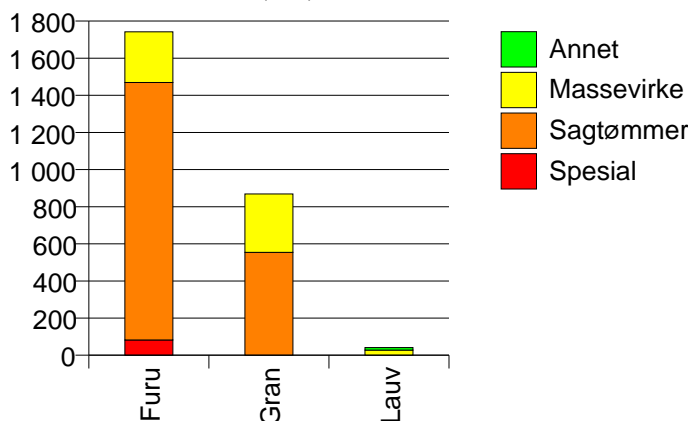


## 1563 SUNNDAL

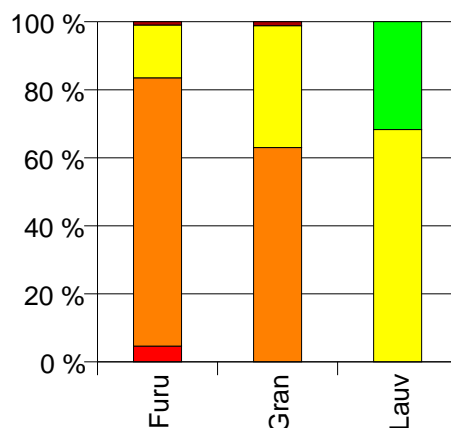
## Volum (kbm)

	Spesial	Sagtømmer	Massevirke	Annet	Vrak	Sum:
Furu	82	1 387	273		17	1 759
Gran		554	315		10	879
Lauv			28	13		41
Sum:	82	1 941	616	13	27	2 679

Volum (kbm)



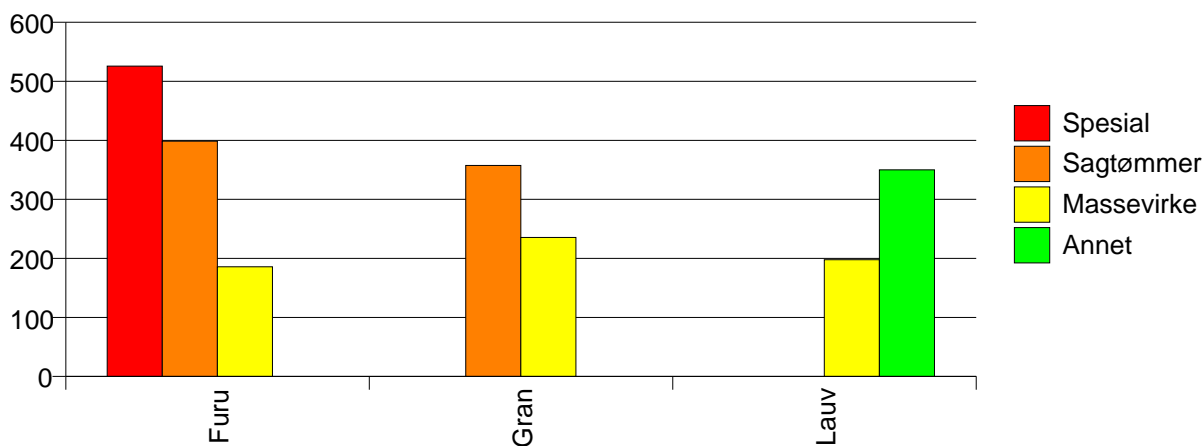
Volum (prosentfordelt)



## Gjennomsnittspris (kr/kbm)

	Spesial	Sagtømmer	Massevirke	Annet	Vrak	Snitt
Furu	526	399	186		0	368
Gran		358	236		0	310
Lauv			198	350		246
Snitt	526	387	212	350	0	347

Gjennomsnittspris (kr/kbm)



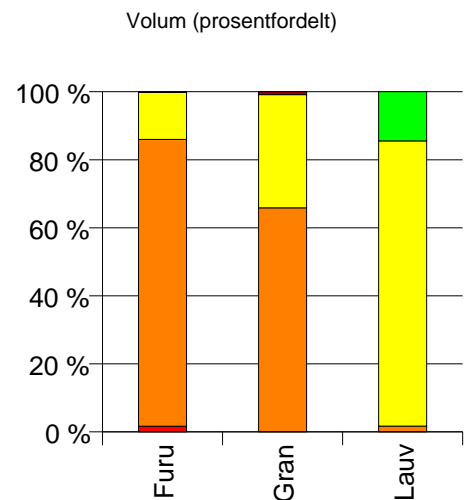
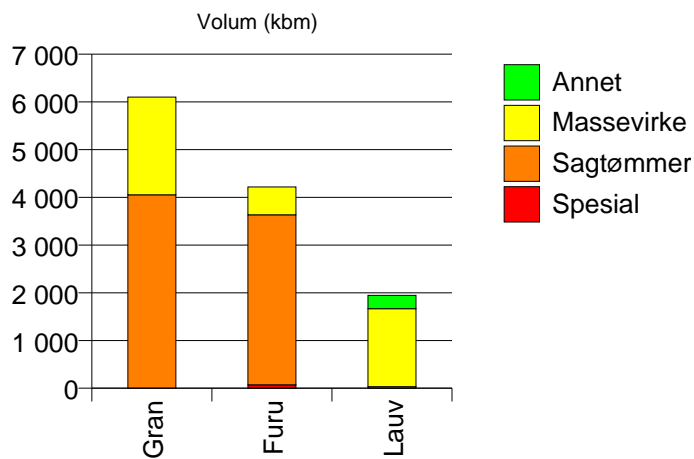




## 1566 SURNADAL

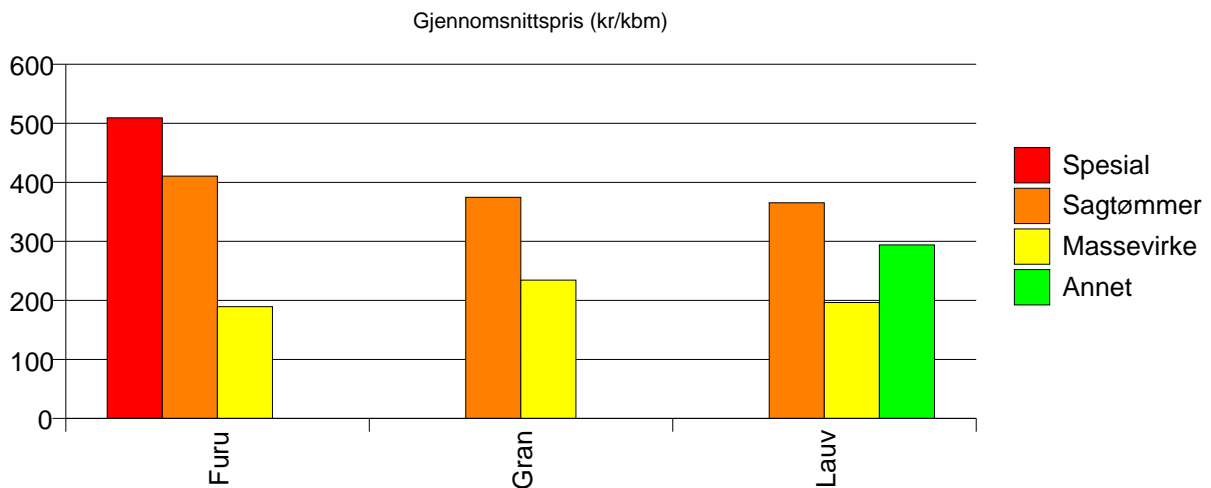
Volum (kbm)

	Spesial	Sagtømmer	Massevirke	Annet	Vrak	Sum:
Furu	70	3 563	584		9	4 226
Gran		4 053	2 046		52	6 151
Lauv		33	1 632	281		1 946
Sum:	70	7 649	4 262	281	61	12 323



Gjennomsnittspris (kr/kbm)

	Spesial	Sagtømmer	Massevirke	Annet	Vrak	Snitt
Furu	509	411	189		0	381
Gran		375	234		0	325
Lauv		365	196	294		213
Snitt	509	391	214	294	0	326

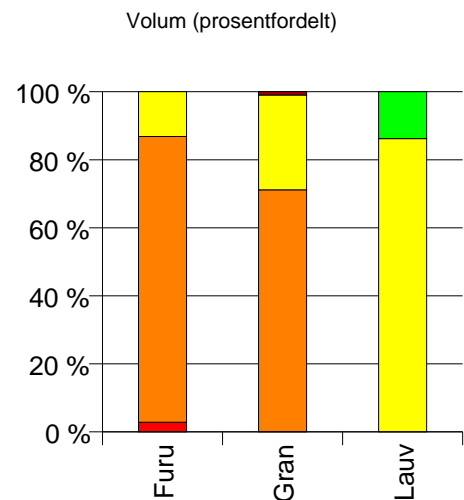
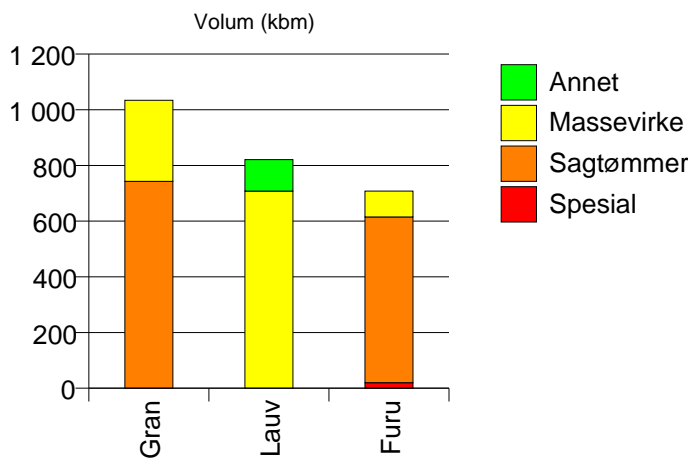




## 1567 RINDAL

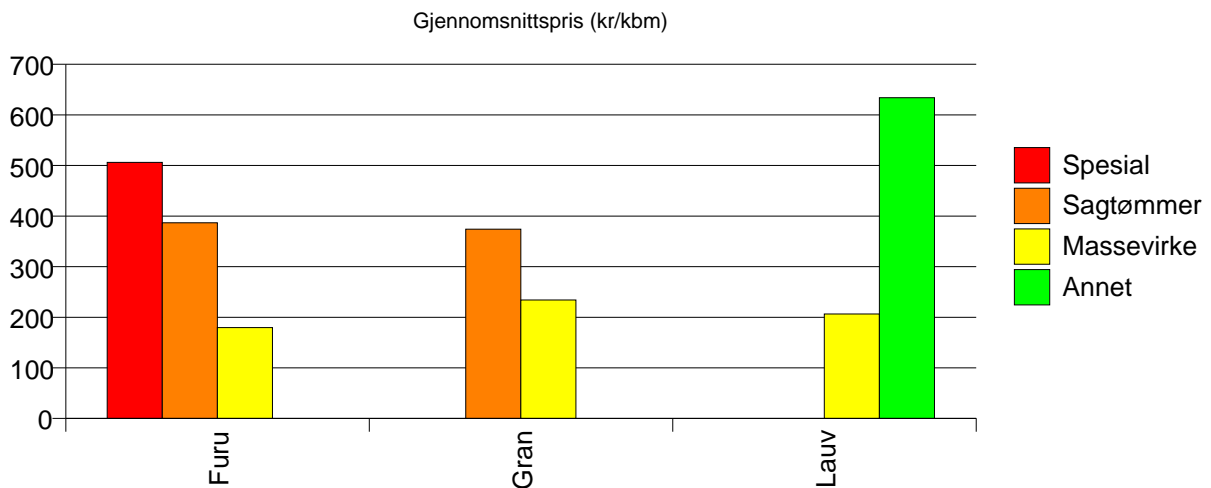
## Volum (kbm)

	Spesial	Sagtømmer	Massevirke	Annet	Vrak	Sum:
Furu	20	595	93			708
Gran		743	291		10	1 044
Lauv			708	113		821
Sum:	20	1 338	1 092	113	10	2 573



## Gjennomsnittspris (kr/kbm)

	Spesial	Sagtømmer	Massevirke	Annet	Vrak	Snitt
Furu	506	387	180			363
Gran		374	234		0	332
Lauv			206	634		265
Snitt	506	380	212	634	0	319

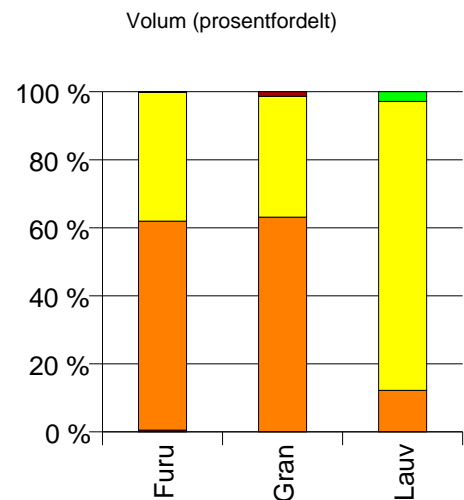
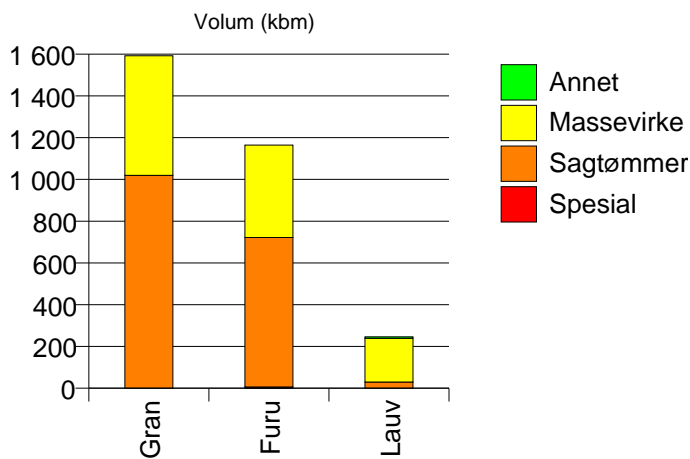




## 1569 AURE

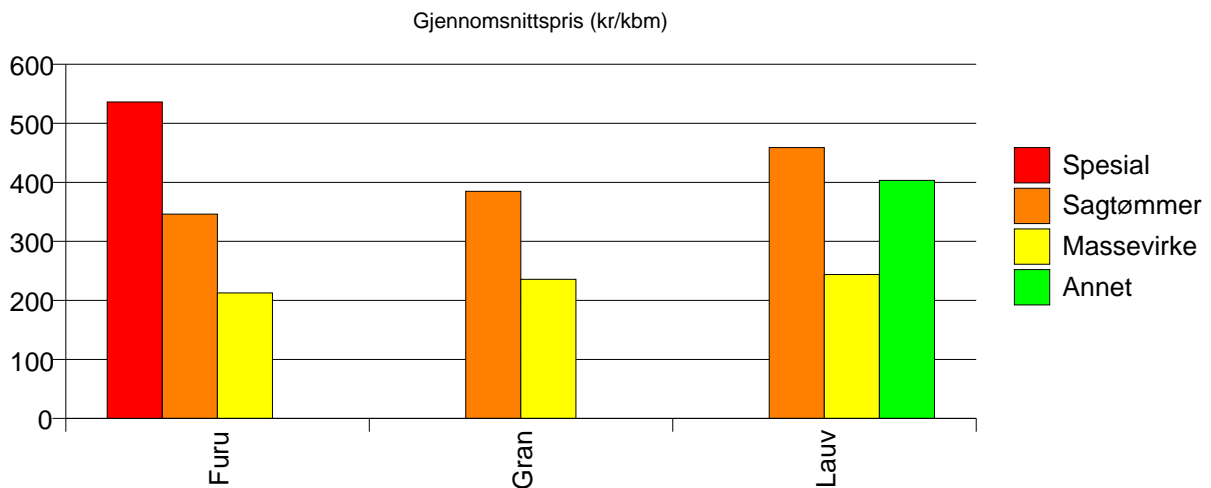
Volum (kbm)

	Spesial	Sagtømmer	Massevirke	Annet	Vrak	Sum:
Furu	6	716	442		1	1 165
Gran		1 019	573		22	1 614
Lauv		30	209	7		246
Sum:	6	1 765	1 224	7	23	3 025



Gjennomsnittspris (kr/kbm)

	Spesial	Sagtømmer	Massevirke	Annet	Vrak	Snitt
Furu	536	346	213		0	296
Gran		385	236		0	327
Lauv		459	244	403		275
Snitt	536	370	229	403	0	311

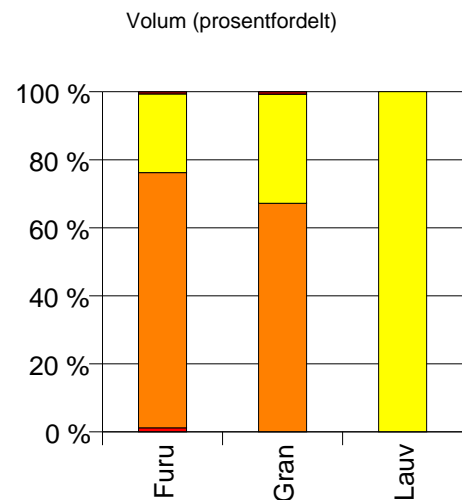
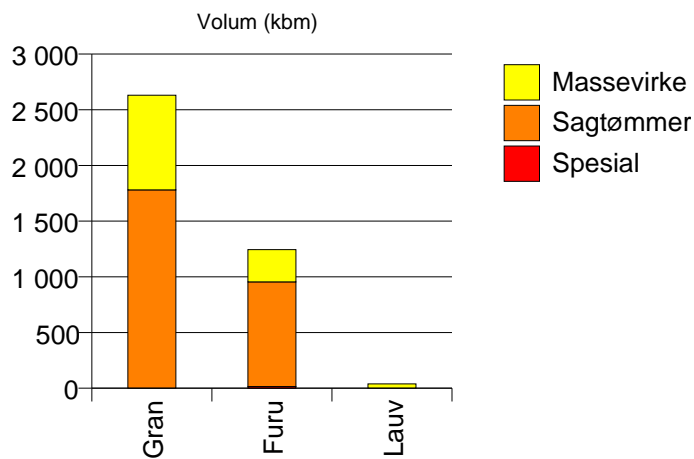




## 1571 HALSA

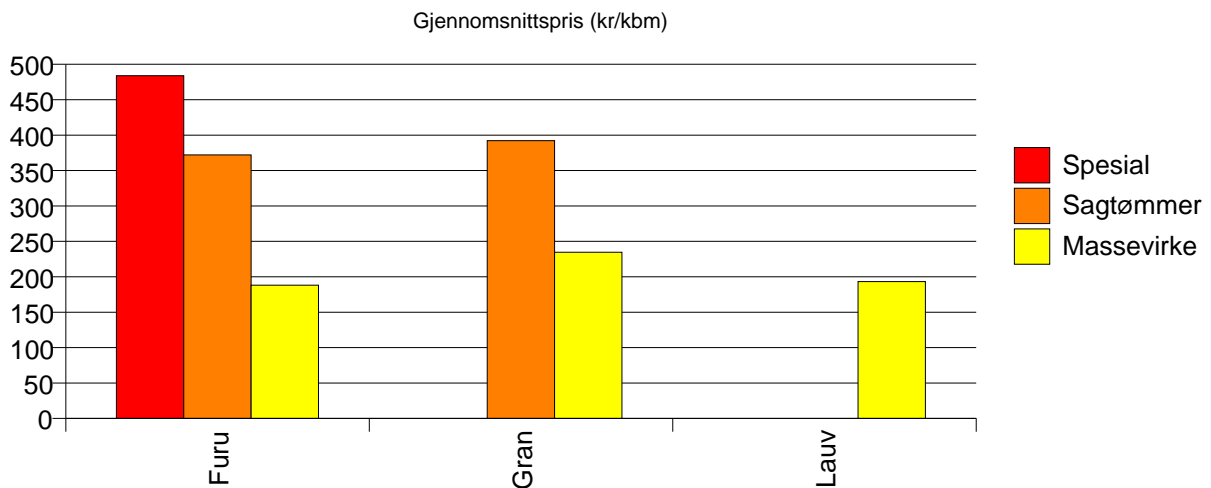
## Volum (kbm)

	Spesial	Sagtømmer	Massevirke	Vrak	Sum:
Furu	15	940	290	8	1 253
Gran		1 781	850	19	2 650
Lauv			39		39
Sum:	15	2 721	1 179	27	3 942



## Gjennomsnittspris (kr/kbm)

	Spesial	Sagtømmer	Massevirke	Vrak	Snitt
Furu	484	372	188	0	328
Gran		392	235	0	339
Lauv			193		193
Snitt	484	385	222	0	334

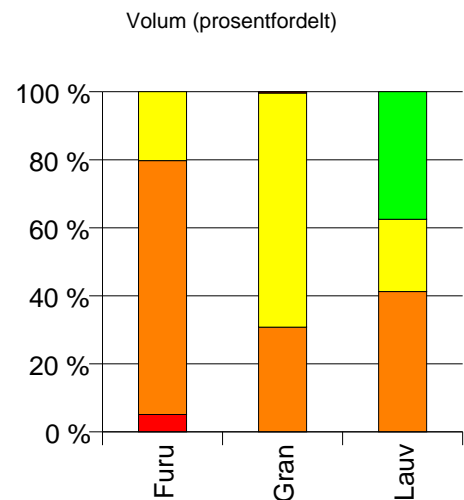
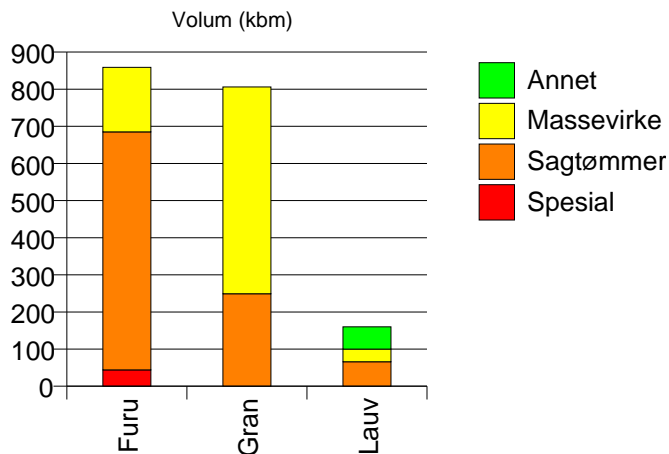




## 1502 MOLDE

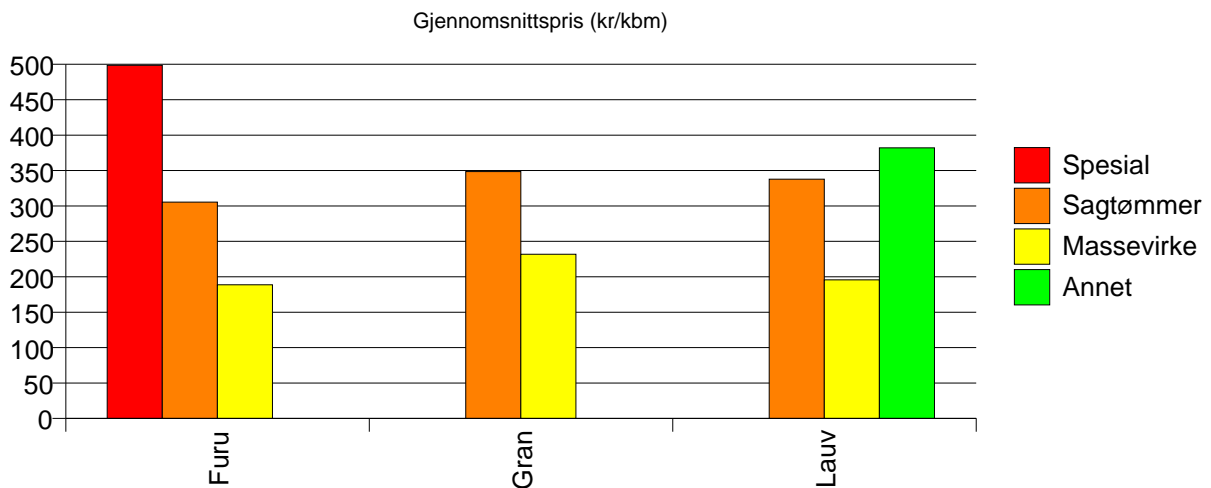
Volum (kbm)

	Spesial	Sagtømmer	Massevirke	Annet	Vrak	Sum:
Furu	44	641	174			859
Gran		249	557		3	809
Lauv		66	34	60		160
Sum:	44	956	765	60	3	1 828



Gjennomsnittspris (kr/kbm)

	Spesial	Sagtømmer	Massevirke	Annet	Vrak	Snitt
Furu	499	305	189			292
Gran		348	232		0	267
Lauv		338	196	382		324
Snitt	499	319	220	382	0	284

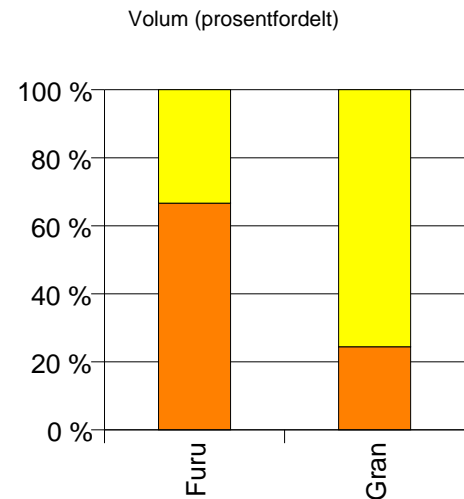
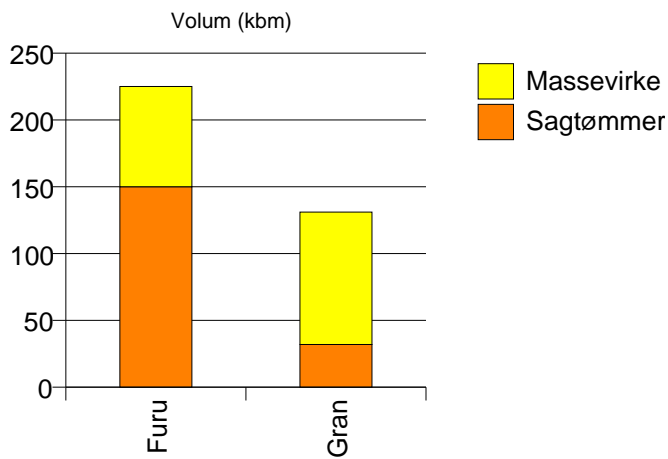




## 1511 VANYLVEN

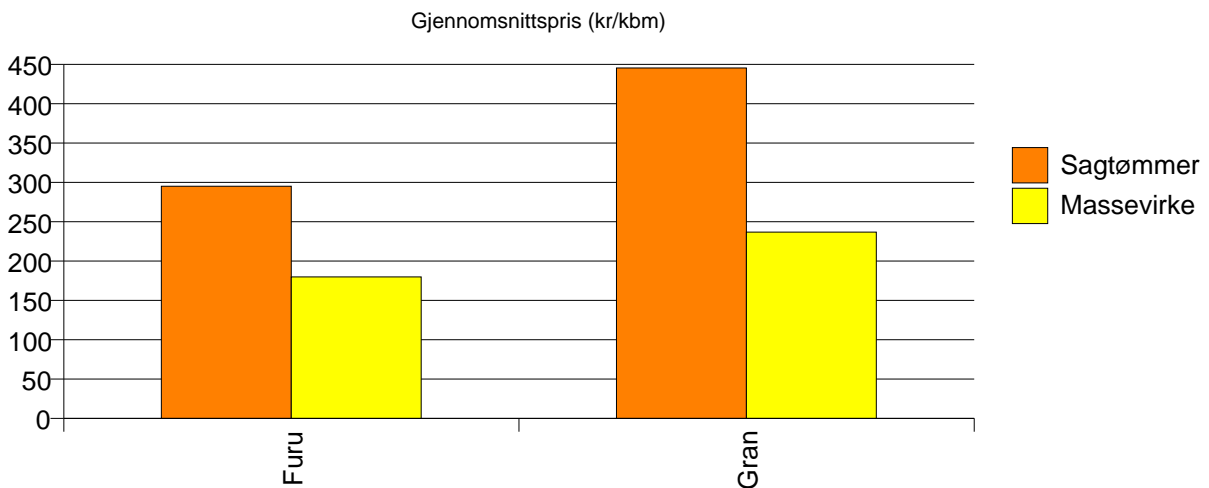
Volum (kbm)

	Sagtømmer	Massevirke	Sum:
Furu	150	75	225
Gran	32	99	131
Sum:	182	174	356



Gjennomsnittspris (kr/kbm)

	Sagtømmer	Massevirke	Snitt
Furu	295	180	257
Gran	445	237	288
Snitt	321	212	268

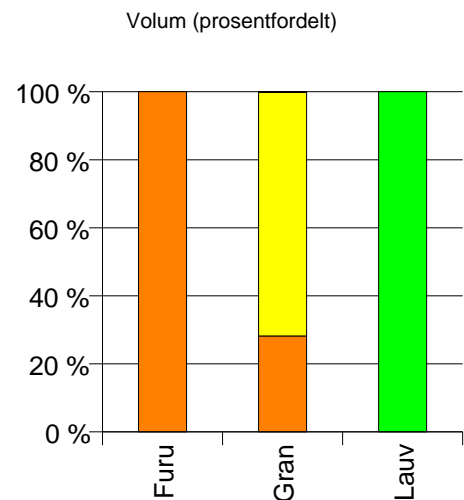
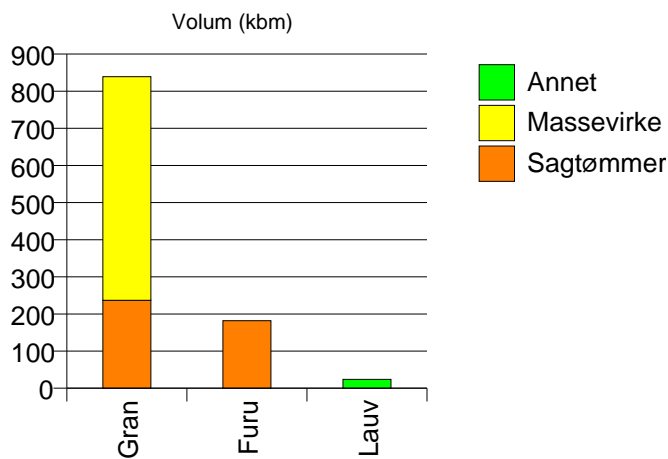




## 1519 VOLDA

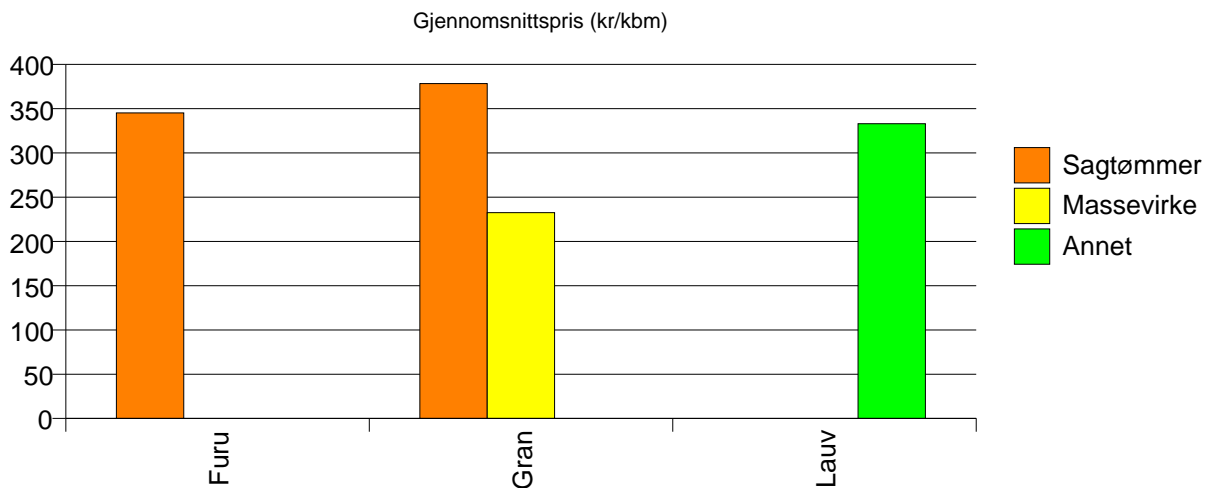
Volum (kbm)

	Sagtømmer	Massevirke	Annet	Vrak	Sum:
Furu	182				182
Gran	237	602		1	840
Lauv			24		24
Sum:	419	602	24	1	1 046



Gjennomsnittspris (kr/kbm)

	Sagtømmer	Massevirke	Annet	Vrak	Snitt
Furu	345				345
Gran	378	233		0	273
Lauv			333		333
Snitt	364	233	333	0	287

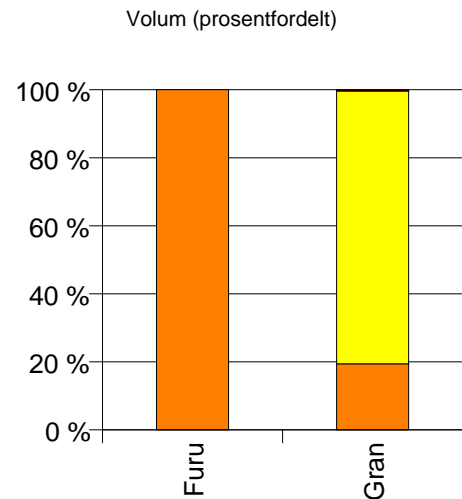
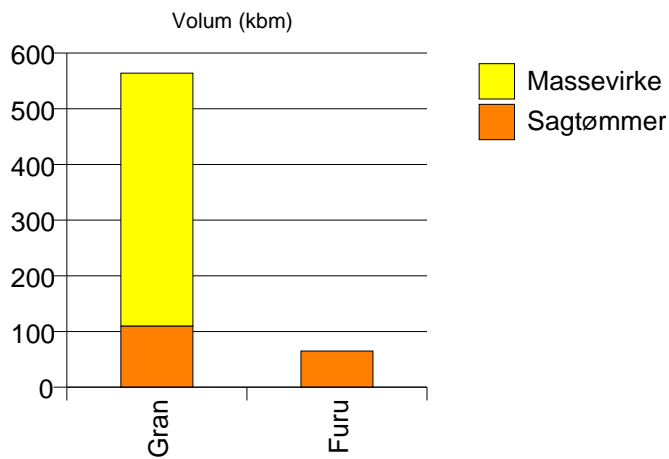




## 1520 ØRSTA

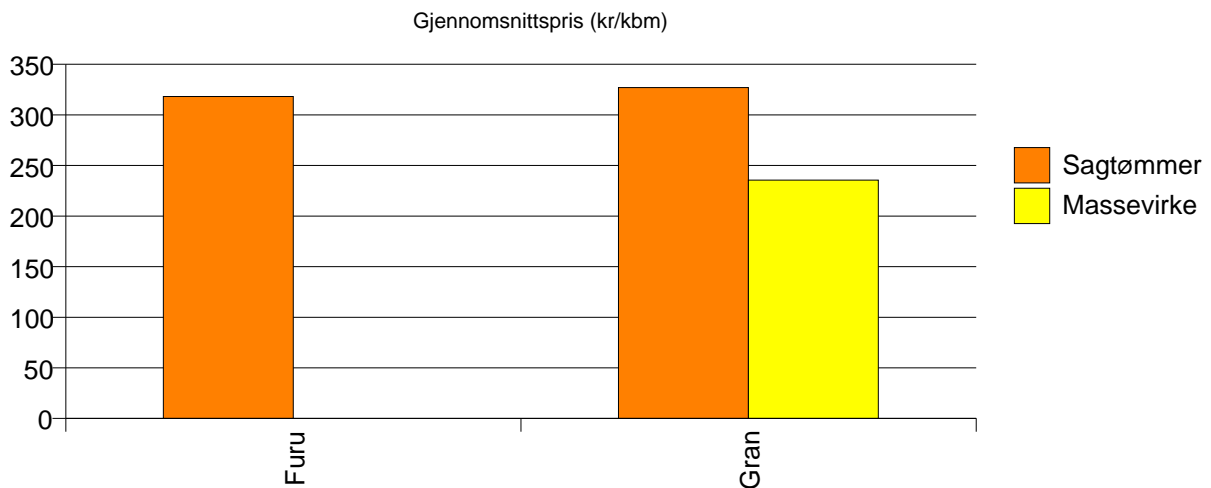
## Volum (kbm)

	Sagtømmer	Massevirke	Vrak	Sum:
Furu	65			65
Gran	110	454	2	566
Sum:	175	454	2	631



## Gjennomsnittspris (kr/kbm)

	Sagtømmer	Massevirke	Vrak	Snitt
Furu	318			318
Gran	327	236	0	253
Snitt	324	236	0	259



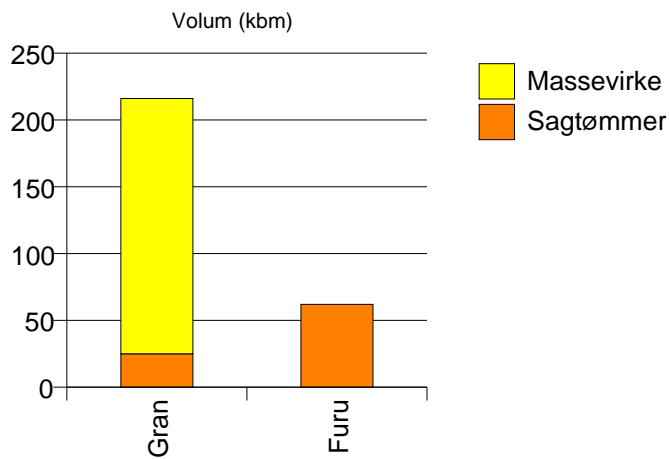




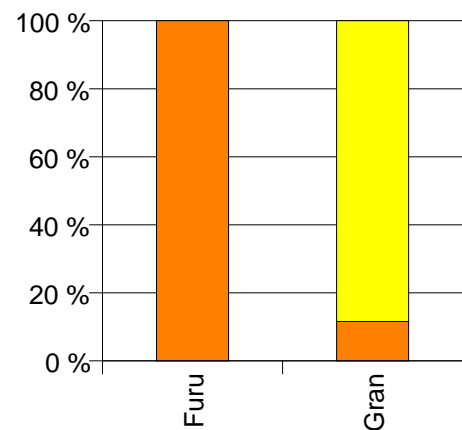
## 1525 STRANDA

Volum (kbm)

	Sagtømmer	Massevirke	Sum:
Furu	62		62
Gran	25	191	216
Sum:	87	191	278

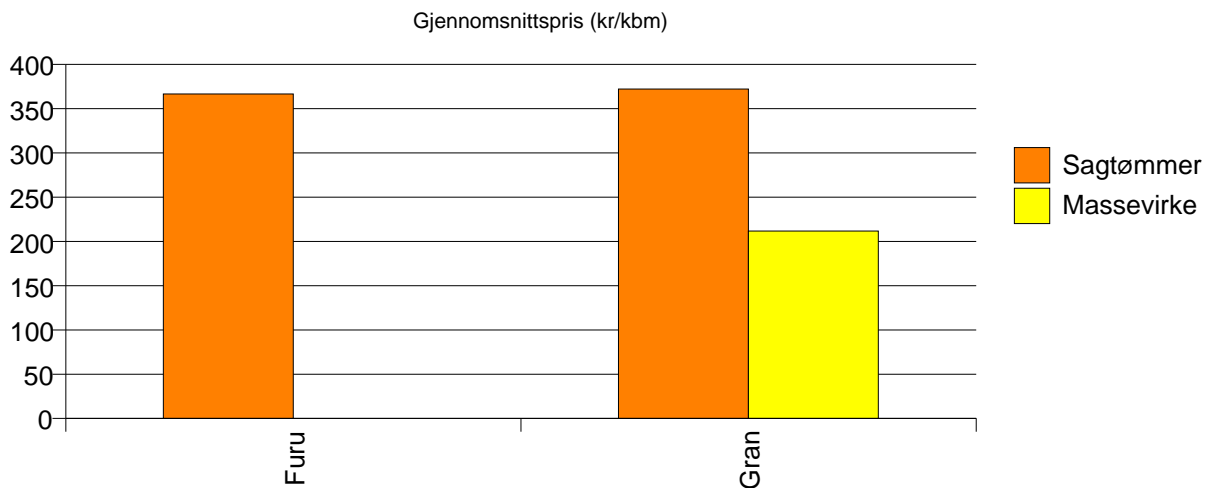


Volum (prosentfordelt)



Gjennomsnittspris (kr/kbm)

	Sagtømmer	Massevirke	Snitt
Furu	367		367
Gran	372	212	230
Snitt	368	212	261

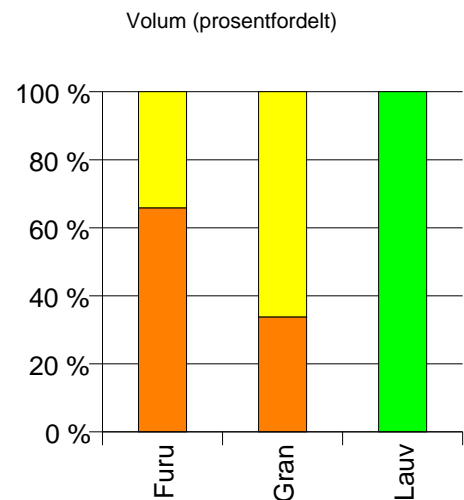
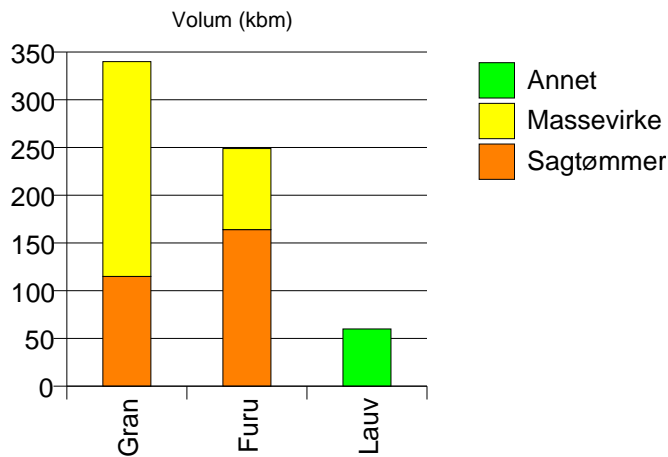




## 1528 SYKKYLVEN

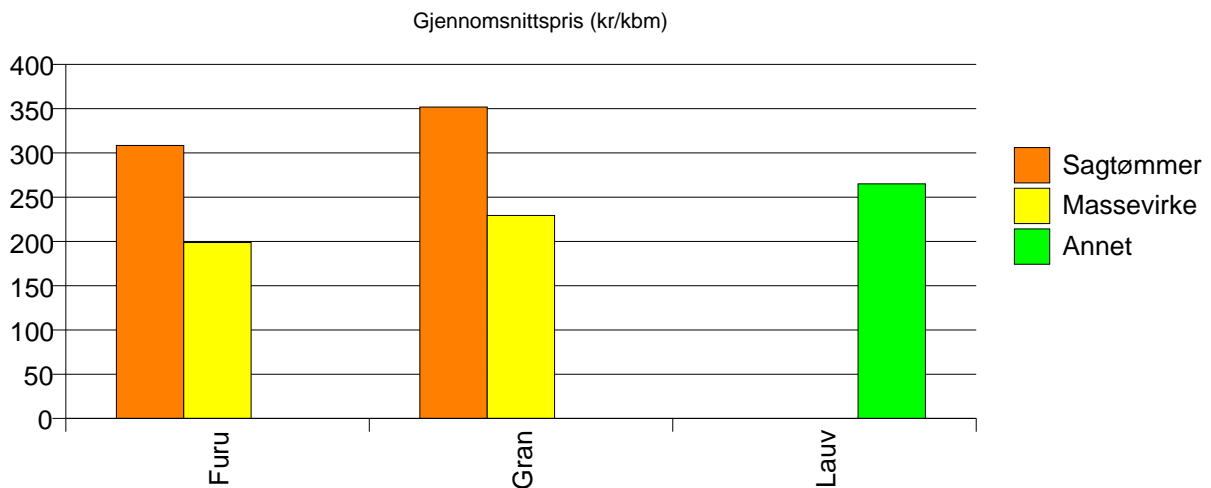
Volum (kbm)

	Sagtømmer	Massevirke	Annet	Sum:
Furu	164	85		249
Gran	115	225		340
Lauv			60	60
Sum:	279	310	60	649



Gjennomsnittspris (kr/kbm)

	Sagtømmer	Massevirke	Annet	Snitt
Furu	308	199		271
Gran	352	229		271
Lauv			265	265
Snitt	326	221	265	270

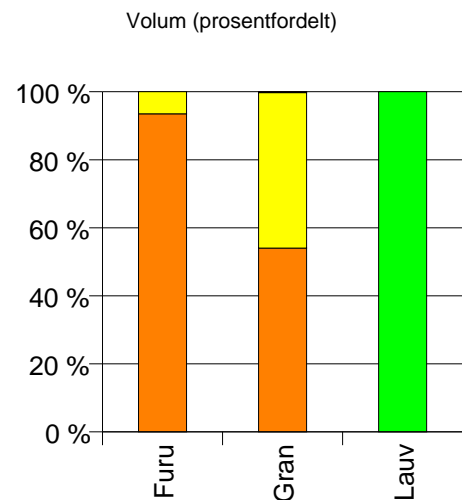
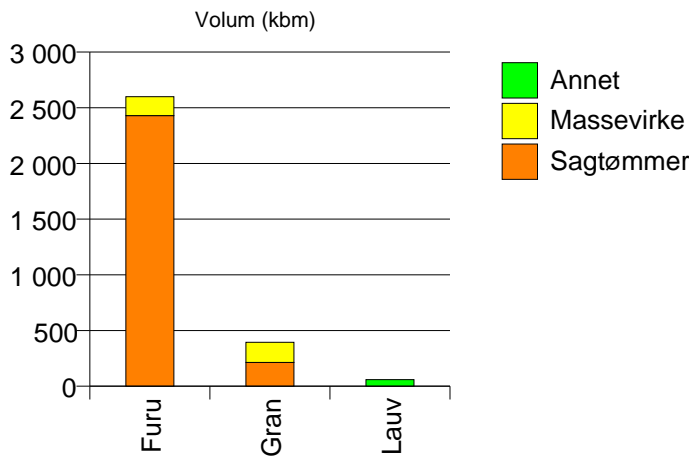




## 1529 SKODJE

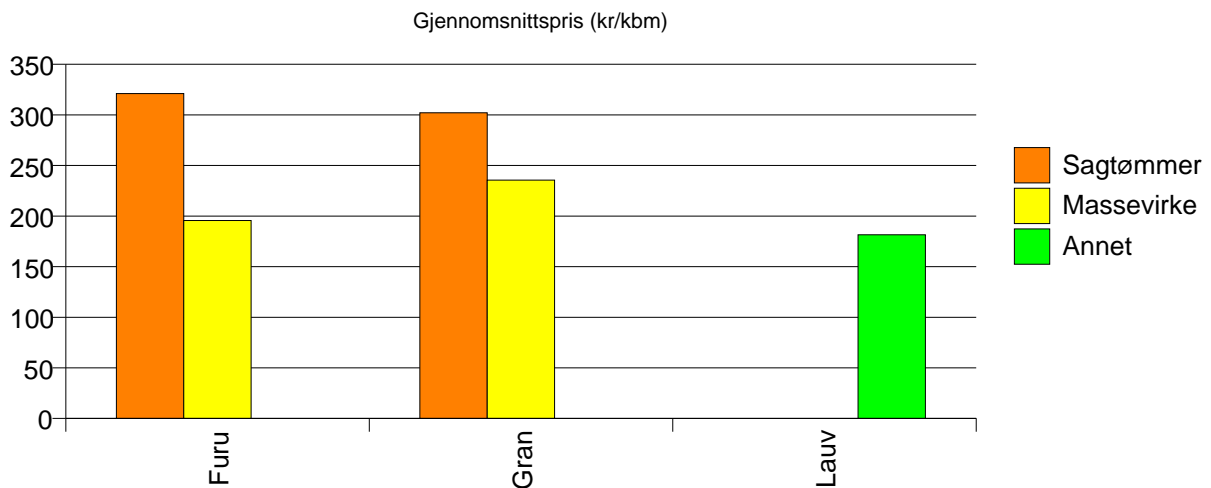
Volum (kbm)

	Sagtømmer	Massevirke	Annet	Vrak	Sum:
Furu	2 430	169			2 599
Gran	214	181		1	396
Lauv			59		59
Sum:	2 644	350	59	1	3 054



Gjennomsnittspris (kr/kbm)

	Sagtømmer	Massevirke	Annet	Vrak	Snitt
Furu	321	196			313
Gran	302	236		0	271
Lauv			182		182
Snitt	320	216	182	0	305

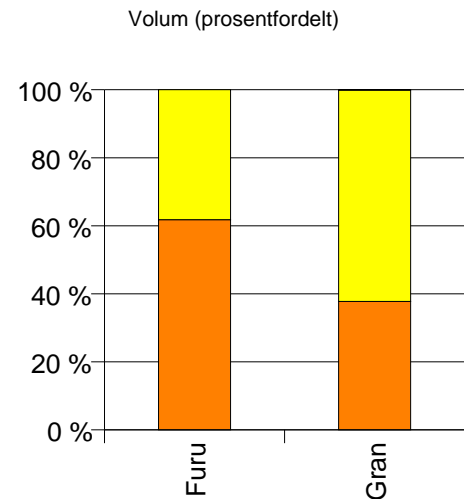
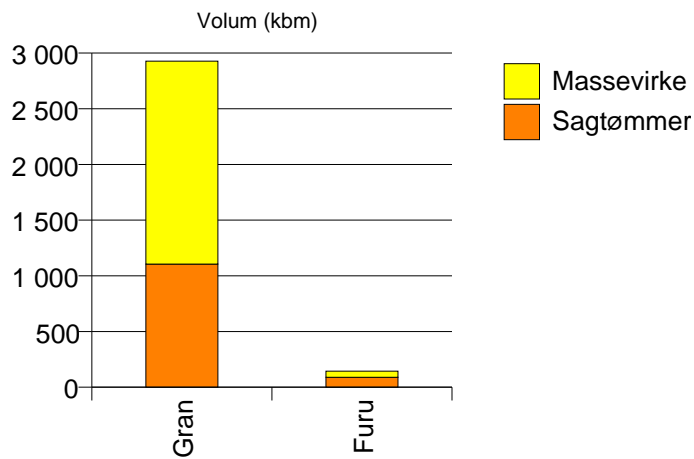




## 1534 HARAM

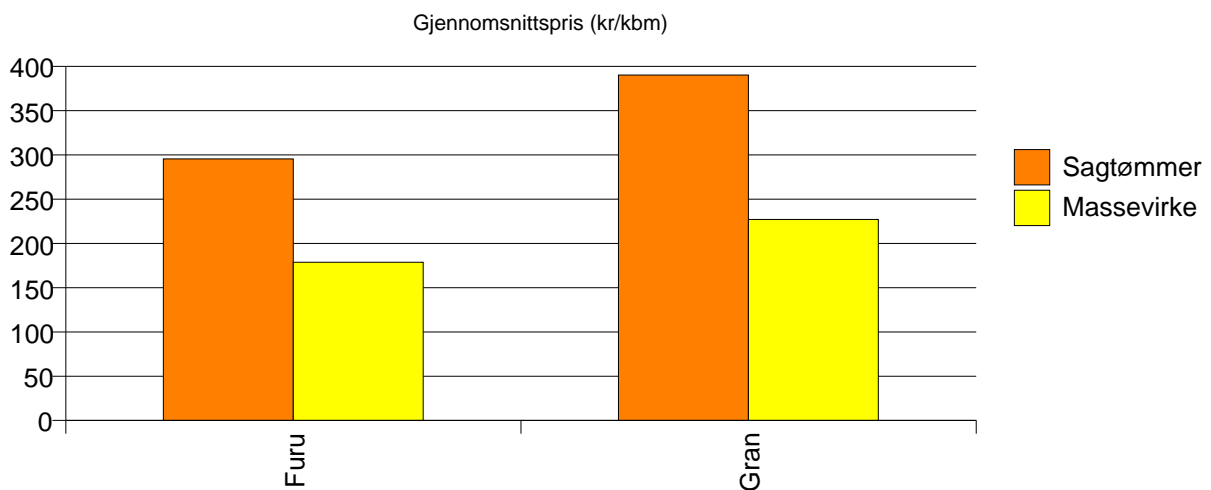
## Volum (kbm)

	Sagtømmer	Massevirke	Vrak	Sum:
Furu	89	55		144
Gran	1 106	1 821	2	2 929
Sum:	1 195	1 876	2	3 073



## Gjennomsnittspris (kr/kbm)

	Sagtømmer	Massevirke	Vrak	Snitt
Furu	295	179		251
Gran	390	227	0	288
Snitt	383	226	0	287

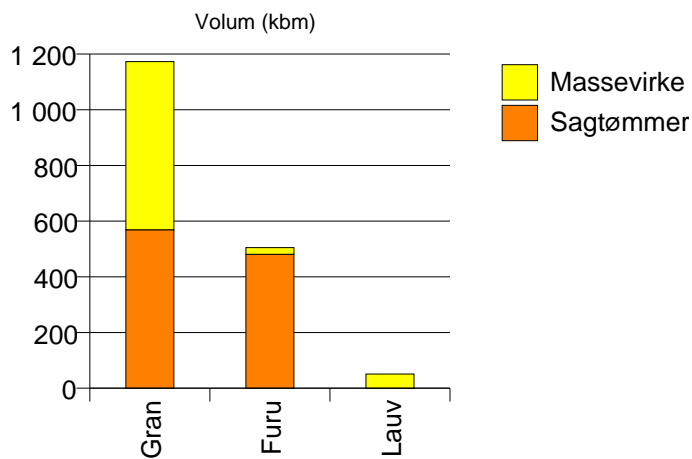




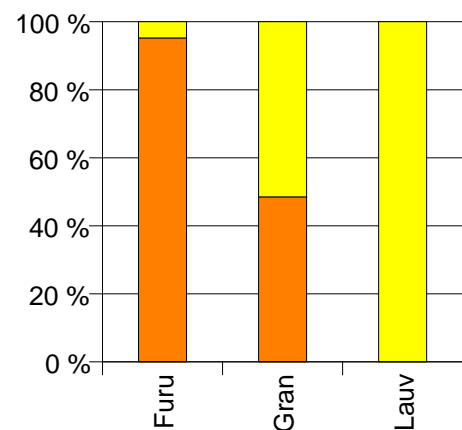
## 1535 VESTNES

Volum (kbm)

	Sagtømmer	Massevirke	Sum:
Furu	481	24	505
Gran	569	604	1 173
Lauv		51	51
Sum:	1 050	679	1 729

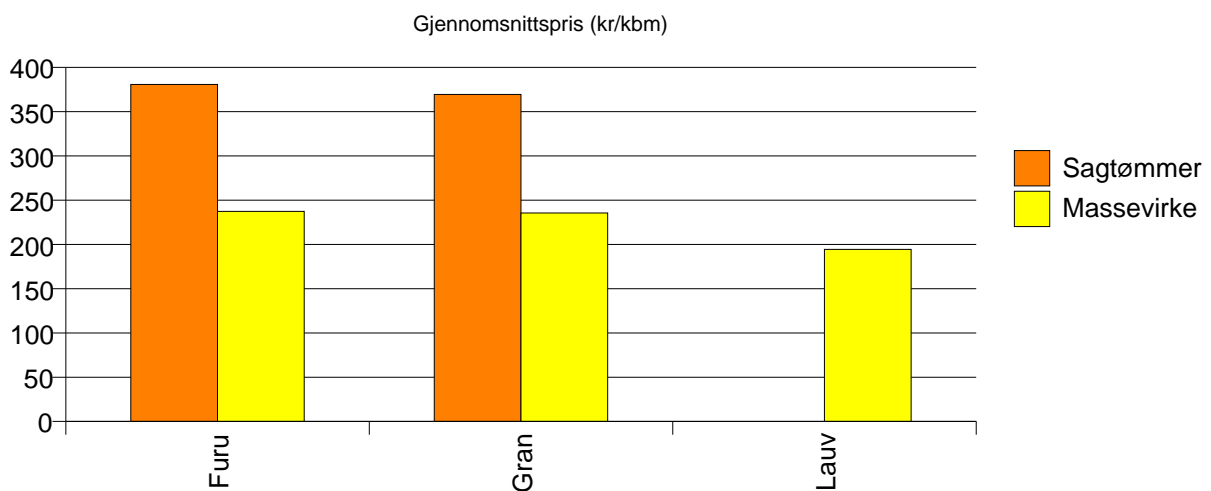


Volum (prosentfordelt)



Gjennomsnittspris (kr/kbm)

	Sagtømmer	Massevirke	Snitt
Furu	381	237	374
Gran	369	235	300
Lauv		194	194
Snitt	375	232	319

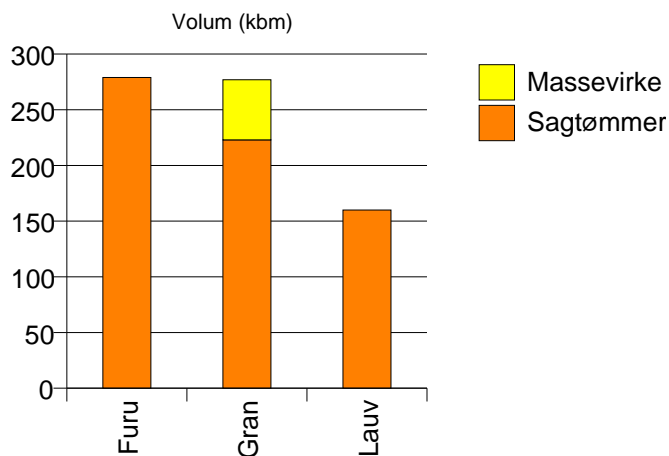




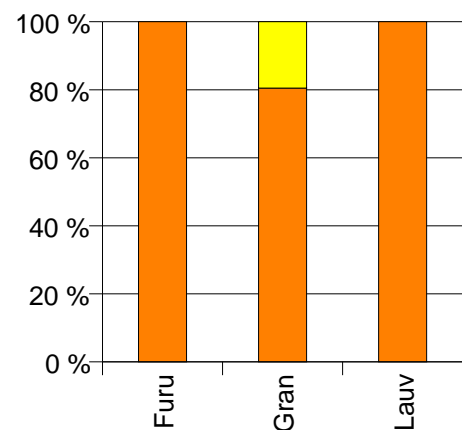
## 1548 FRÆNA

Volum (kbm)

	Sagtømmer	Massevirke	Sum:
Furu	279		279
Gran	223	54	277
Lauv	160		160
Sum:	662	54	716

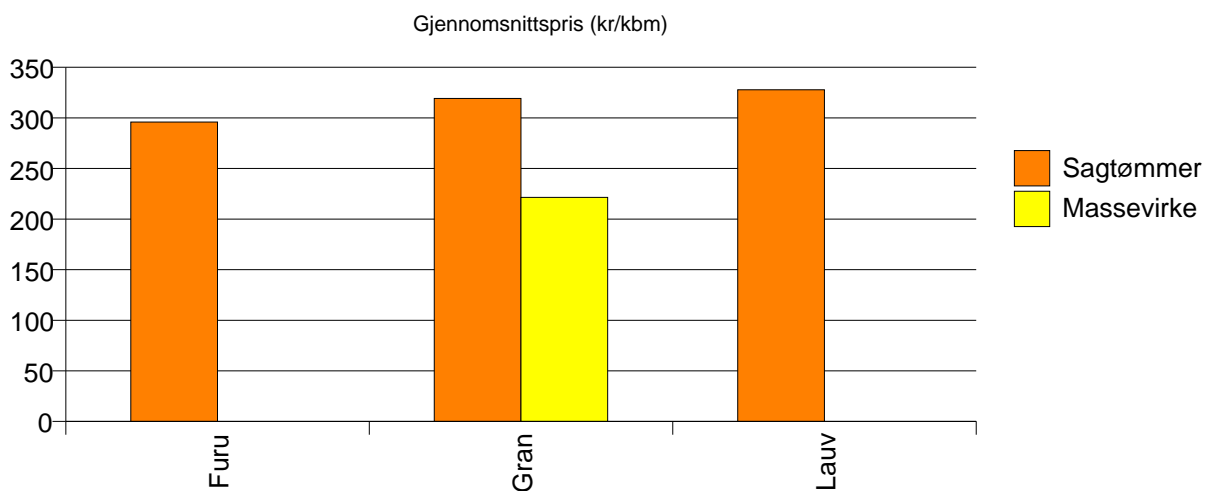


Volum (prosentfordelt)



Gjennomsnittspris (kr/kbm)

	Sagtømmer	Massevirke	Snitt
Furu	296		296
Gran	319	221	300
Lauv	328		328
Snitt	311	221	305

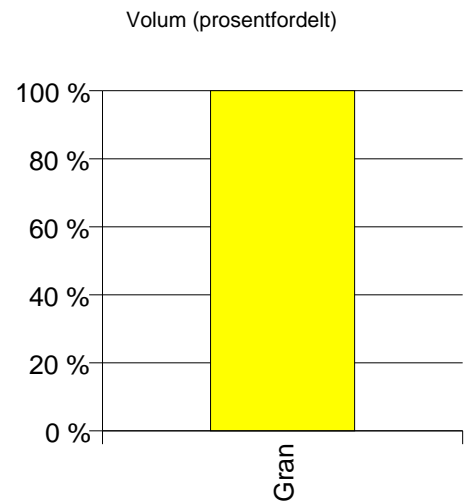
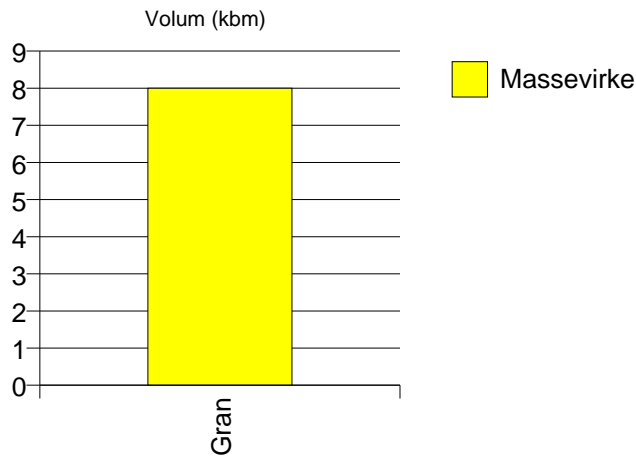




# 1514 SANDE

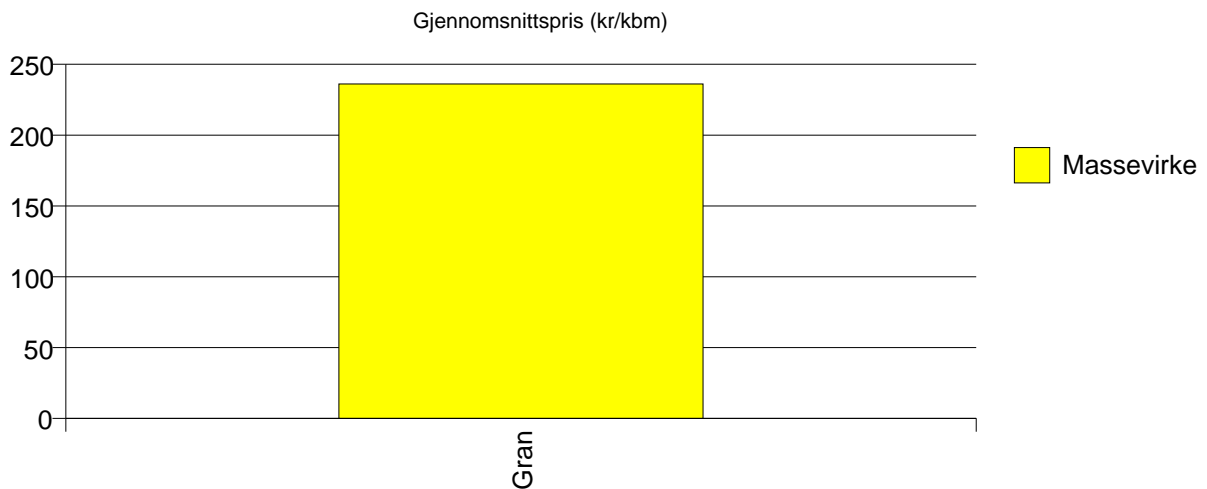
Volum (kbm)

	Massevirke	Sum:
Gran	8	8
Sum:	8	8



Gjennomsnittspris (kr/kbm)

Gran	236	236
Snitt	236	236

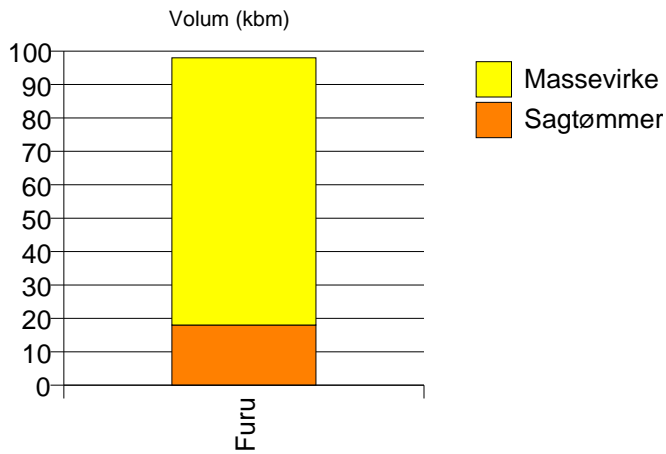




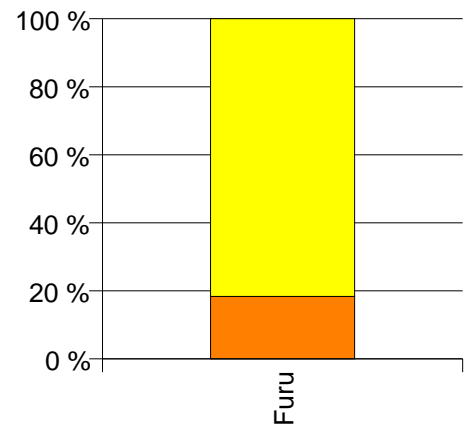
# 1523 ØRSKOG

Volum (kbm)

	Sagtømmer	Massevirke	Sum:
Furu	18	80	98
Sum:	18	80	98

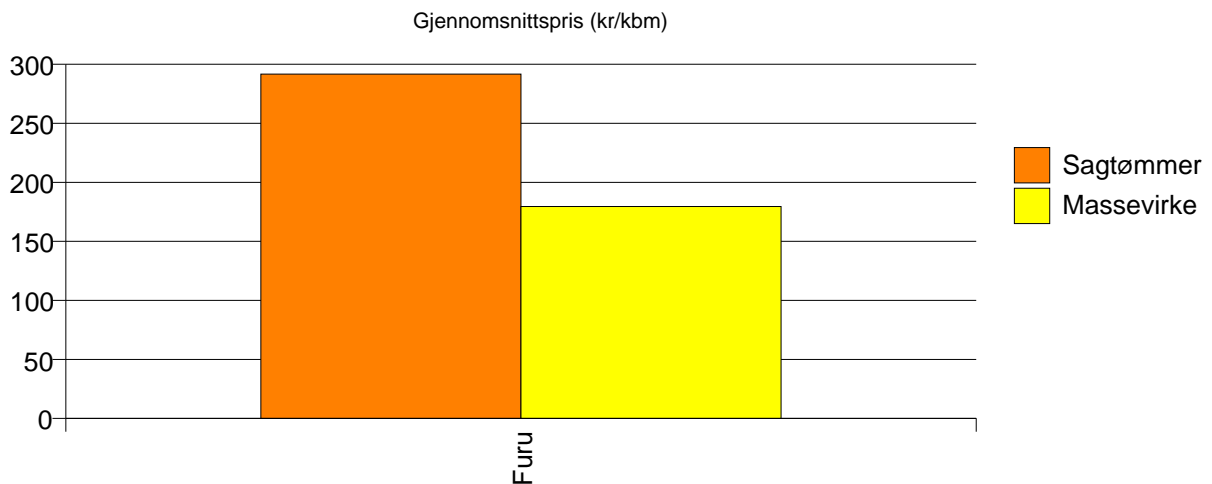


Volum (prosentfordelt)



Gjennomsnittspris (kr/kbm)

Furu	292	179	200
Snitt	292	179	200



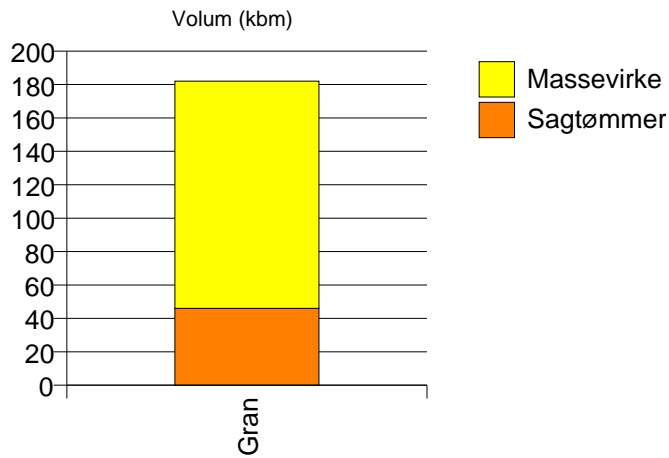




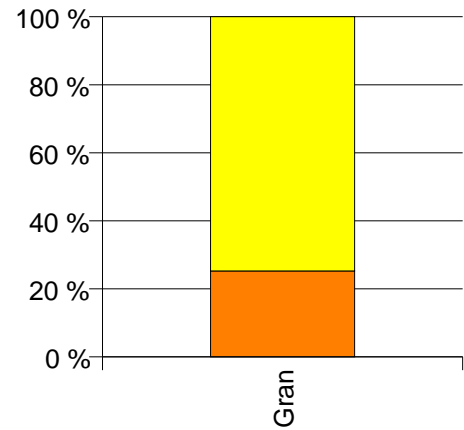
# 1524 NORDDAL

Volum (kbm)

	Sagtømmer	Massevirke	Sum:
Gran	46	136	182
Sum:	46	136	182

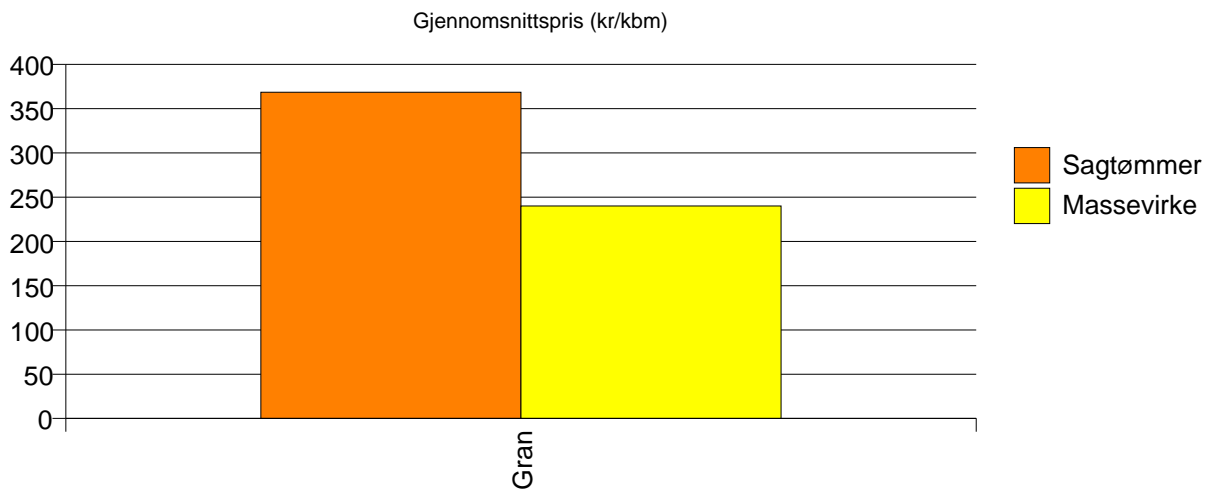


Volum (prosentfordelt)



Gjennomsnittspris (kr/kbm)

Gran	368	240	272
Snitt	368	240	272

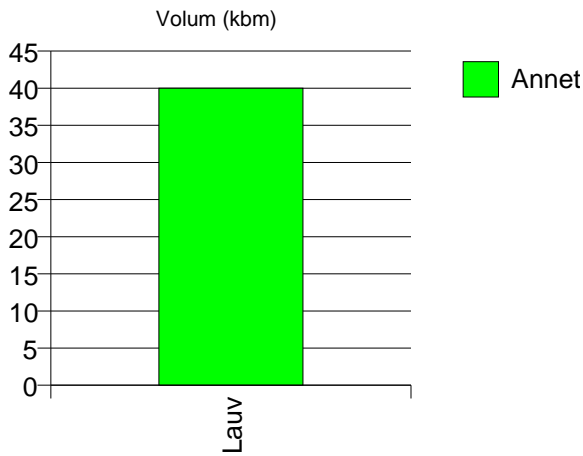




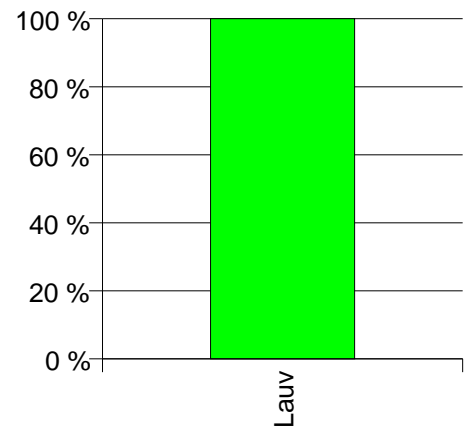
# 1545 MIDSUND

Volum (kbm)

	Annet	Sum:
Lauv	40	40
Sum:	40	40

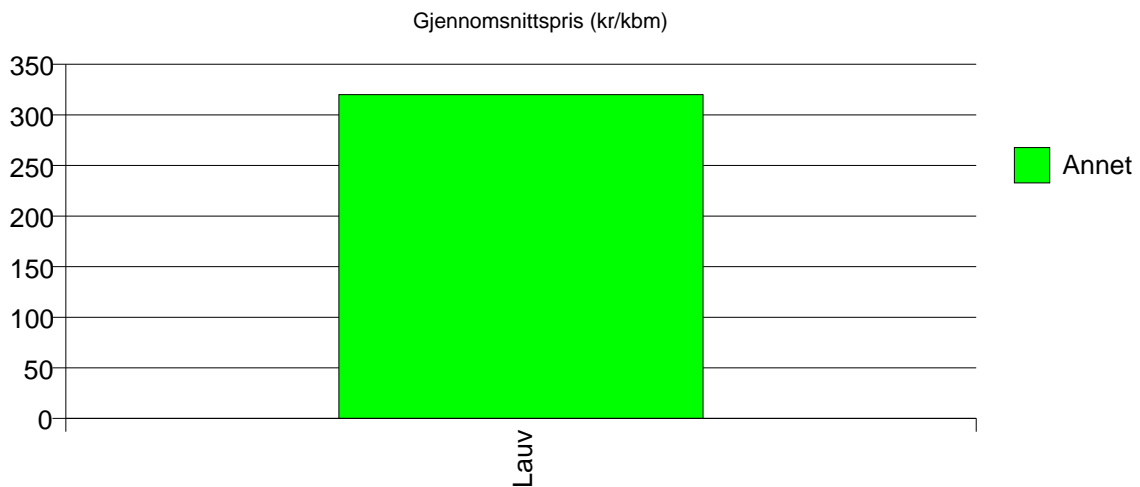


Volum (prosentfordelt)



Gjennomsnittspris (kr/kbm)

Lauv	320	320
Snitt	320	320

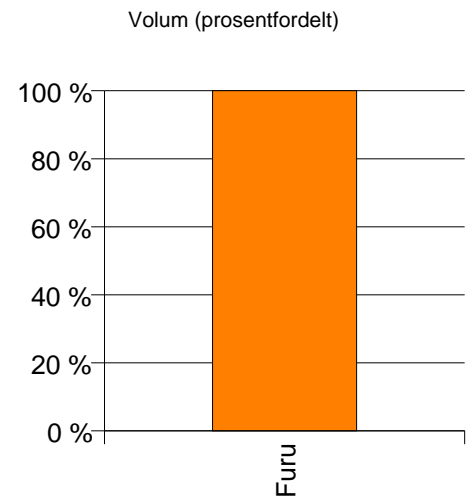
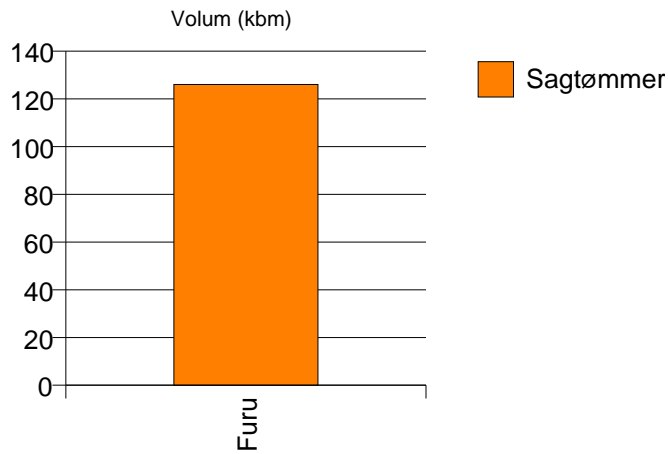




# 1572 TUSTNA

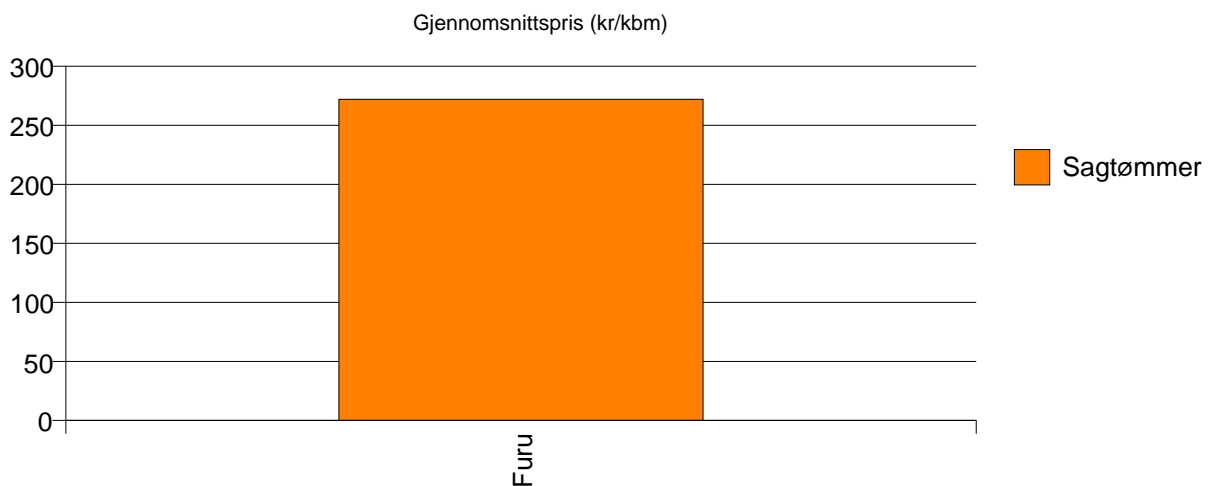
Volum (kbm)

	Sagtømmer	Sum:
Furu	126	126
Sum:	126	126



Gjennomsnittspris (kr/kbm)

Furu	272	272
Snitt	272	272

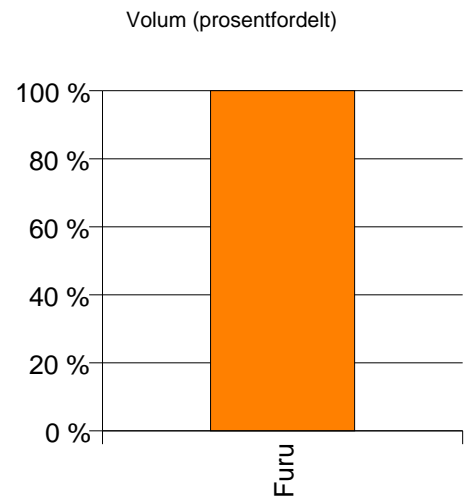
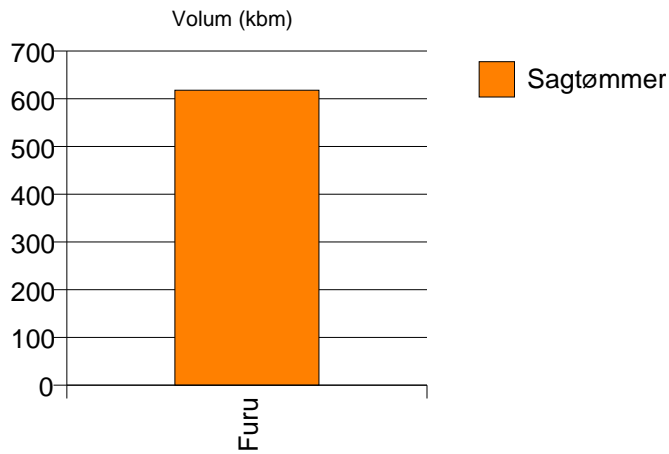




# 1504 ÅLESUND

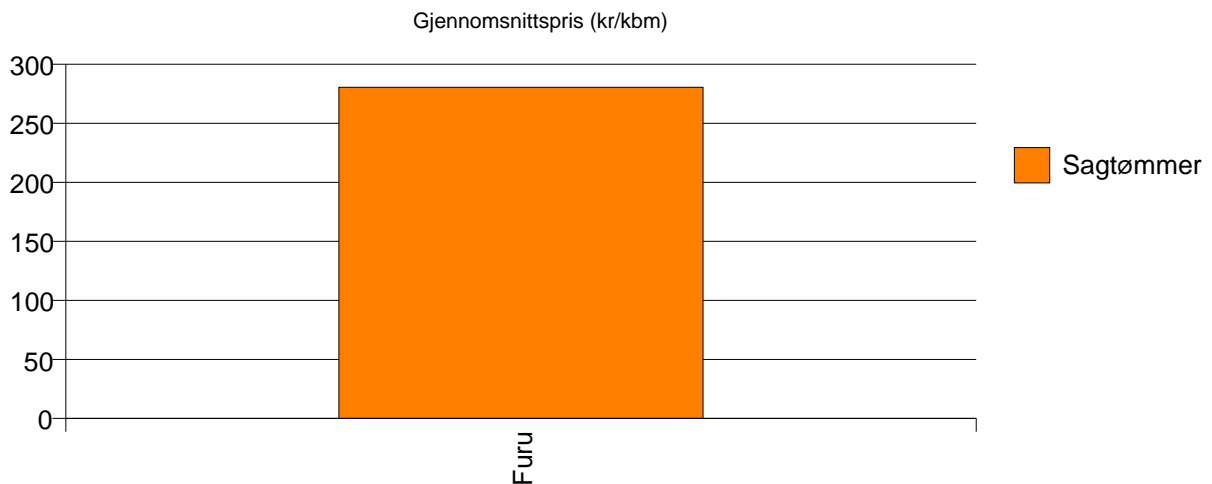
Volum (kbm)

	Sagtømmer	Sum:
Furu	618	618
Sum:	618	618



Gjennomsnittspris (kr/kbm)

Furu	280	280
Snitt	280	280

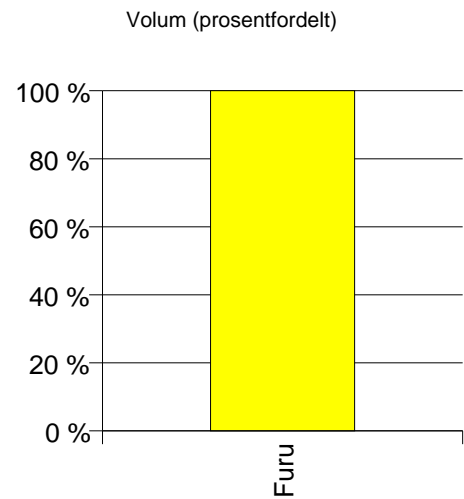
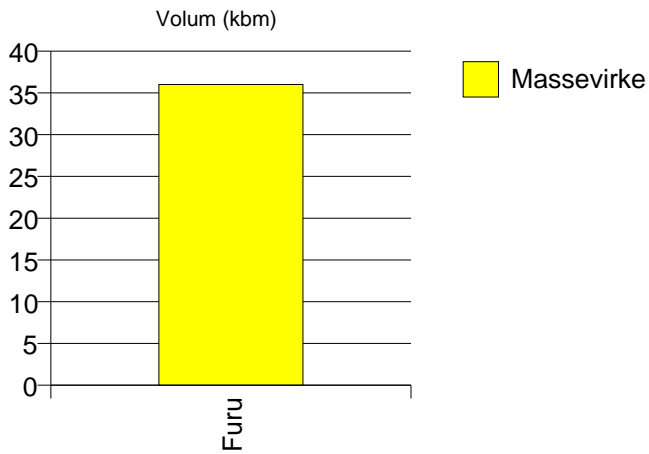




# 1515 HERØY

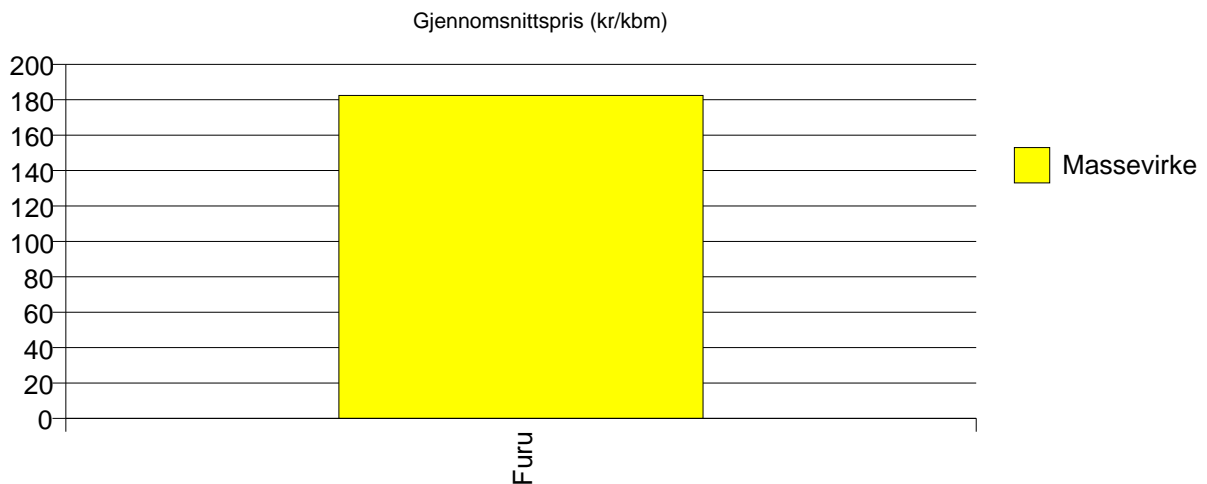
Volum (kbm)

	Massevirke	Sum:
Furu	36	36
Sum:	36	36



Gjennomsnittspris (kr/kbm)

Furu	182	182
Snitt	182	182

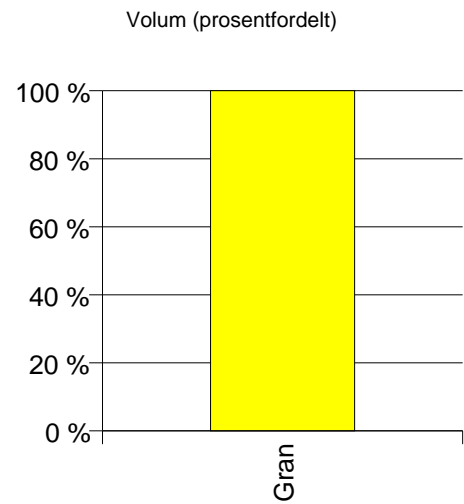
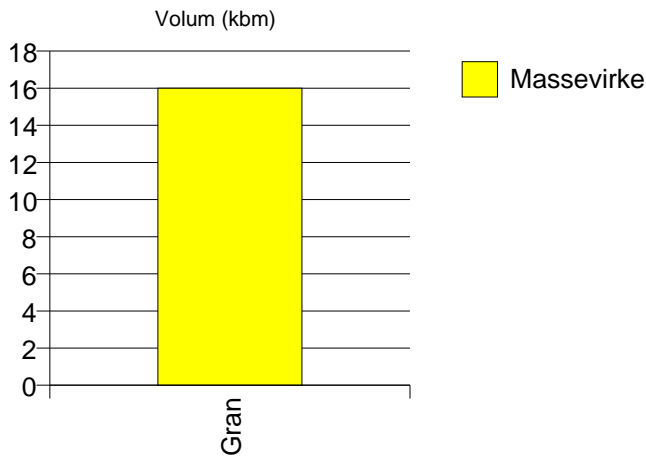




# 1517 HAREID

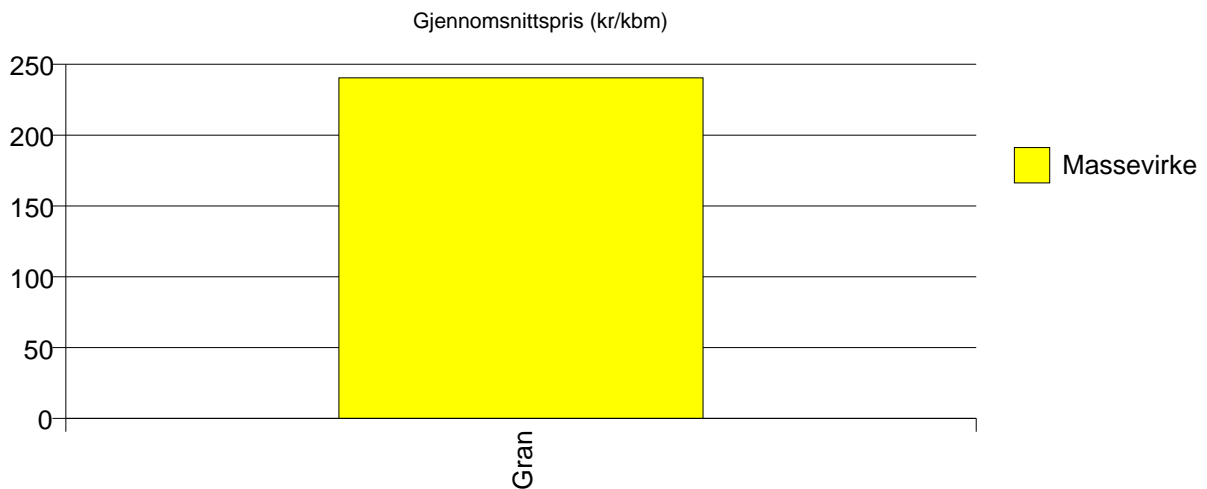
Volum (kbm)

	Massevirke	Sum:
Gran	16	16
Sum:	16	16



Gjennomsnittspris (kr/kbm)

Gran	240	240
Snitt	240	240

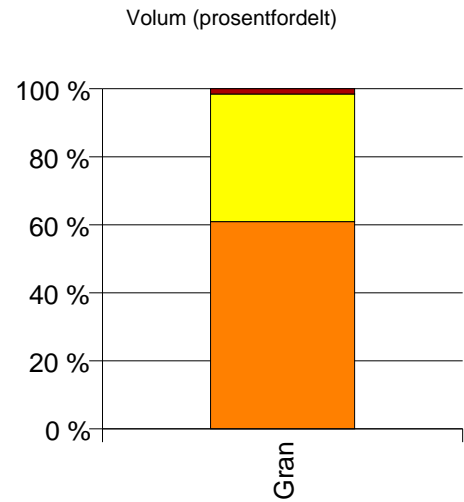
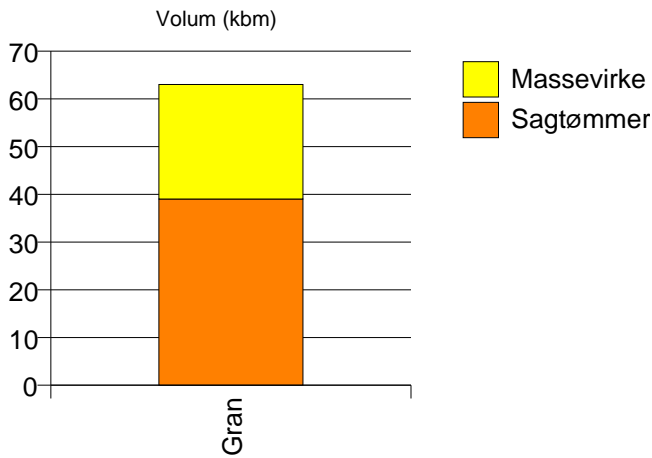




# 1526 STORDAL

Volum (kbm)

	Sagtømmer	Massevirke	Vrak	Sum:
Gran	39	24	1	64
Sum:	39	24	1	64



Gjennomsnittspris (kr/kbm)

Gran	369	235	0	313
Snitt	369	235	0	313

