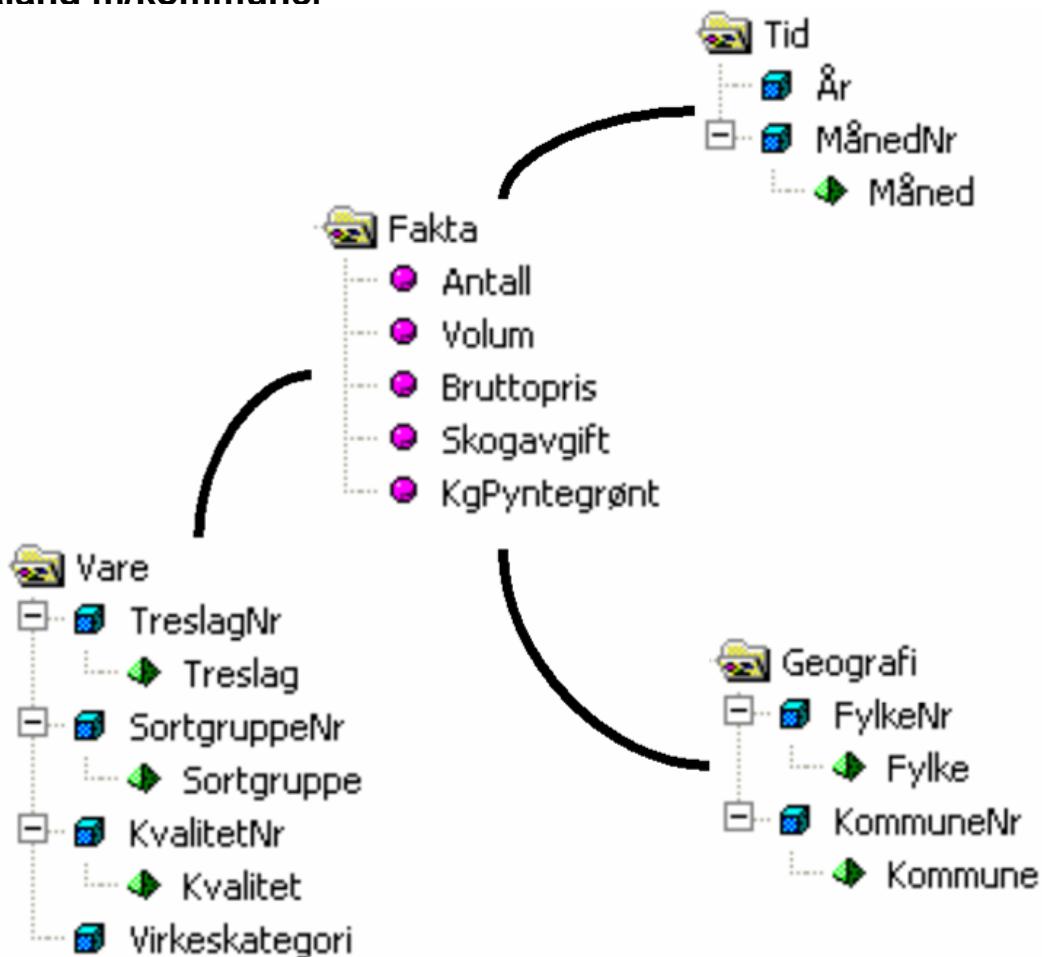




# Virkestatistikk fra SKOG-DATA AS

## Hordaland m/kommuner



Dataene i rapporten er hentet fra databasen som inneholder virkesdata med tilhørende innbetalinger av skogavgift. Rapporten er laget med Business Objects, som er sluttbrukerverktøyet i Skog-Data sine nye datavarehus-løsninger. Business Objects er ett meget sterkt rapportverktøy som kan presentere store mengder data effektivt.

Rapportene kan lastes ned fra [www.skogdata.no/statistikk](http://www.skogdata.no/statistikk)

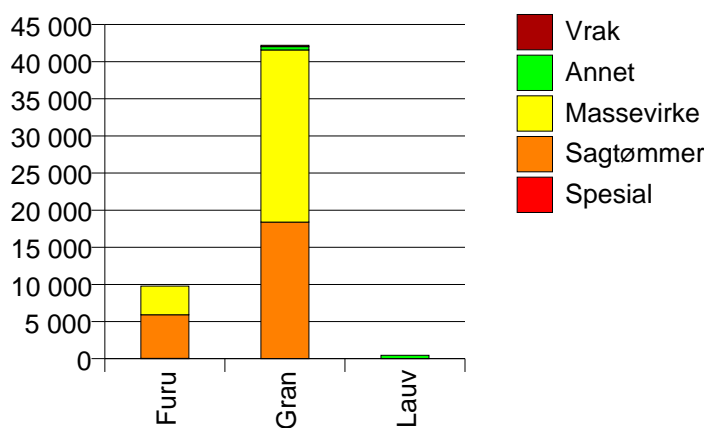
For mer informasjon, kontakt: [alexanderh@skogdata.no](mailto:alexanderh@skogdata.no)

## Hordaland

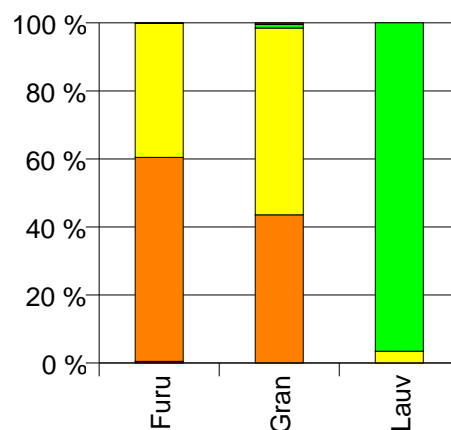
### Volum

	Spesial	Sagtømmer	Massevirke	Annet	Vrak	Sum:
Furu	49	5 870	3 852		15	9 786
Gran		18 400	23 172	448	194	42 214
Lauv			16	444		460
Sum:	49	24 270	27 040	892	209	52 460

Volum (kbm)



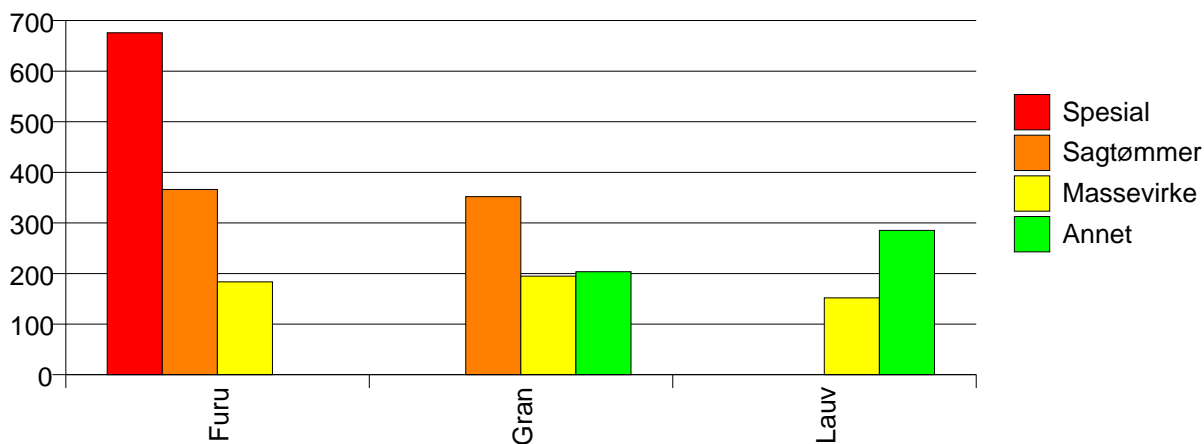
Volum (prosentfordelt)



### Gjennomsnittspris (kr/kbm)

	Spesial	Sagtømmer	Massevirke	Annet	Vrak	Snitt:
Furu	676	366	183		0	295
Gran		352	195	204	0	263
Lauv			152	285		281
Snitt:	676	355	193	244	0	269

Gjennomsnittspris (kr/kbm)

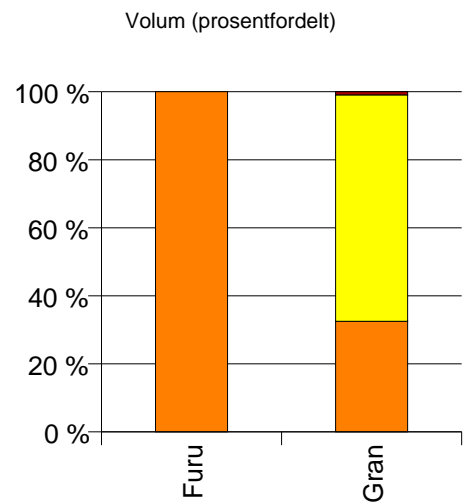
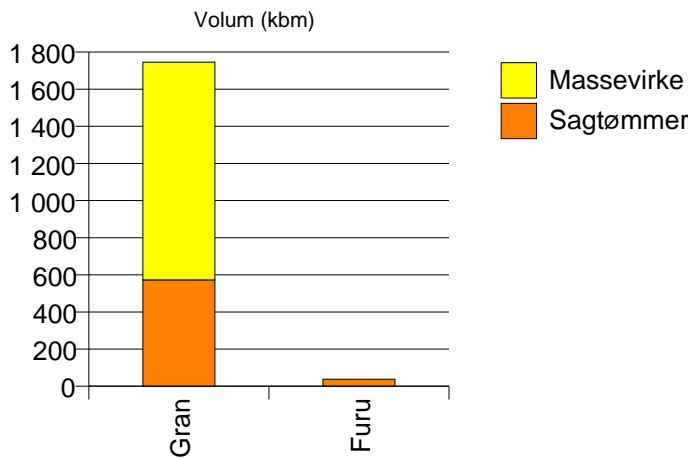




## 1201 BERGEN

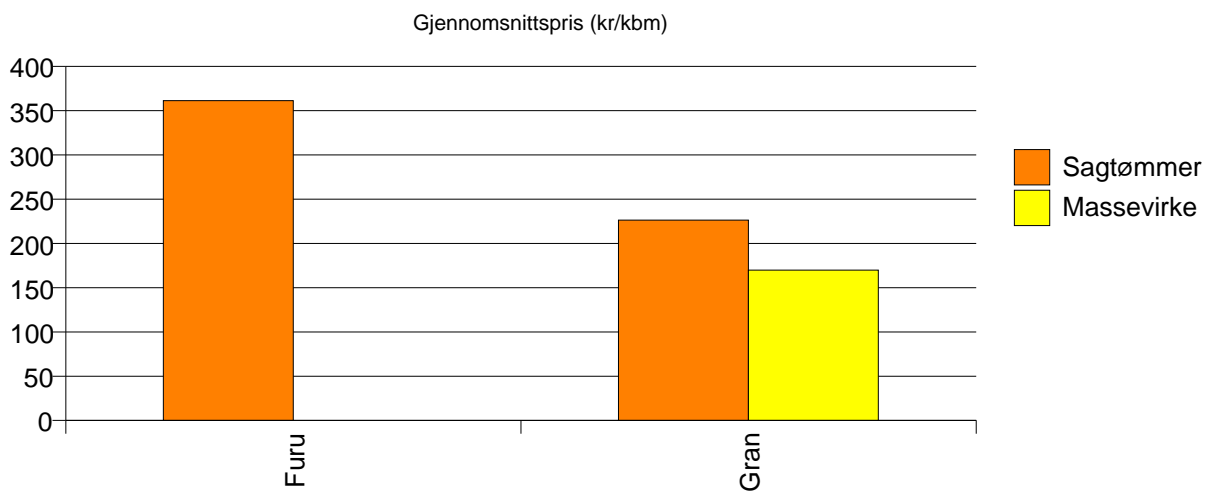
## Volum (kbm)

	Sagtømmer	Massevirke	Vrak	Sum:
Furu	38			38
Gran	573	1 173	16	1 762
Sum:	611	1 173	16	1 800



## Gjennomsnittspris (kr/kbm)

	Sagtømmer	Massevirke	Vrak	Snitt
Furu	361			361
Gran	226	170	0	187
Snitt	235	170	0	190

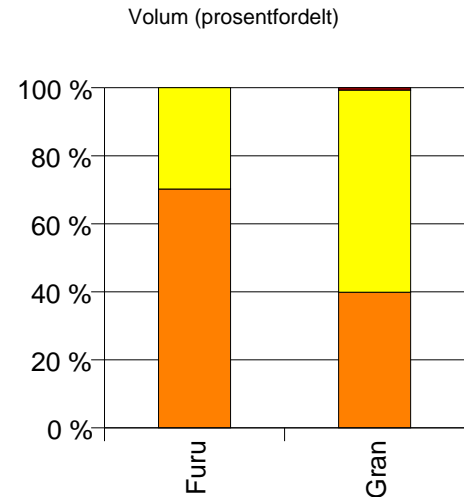
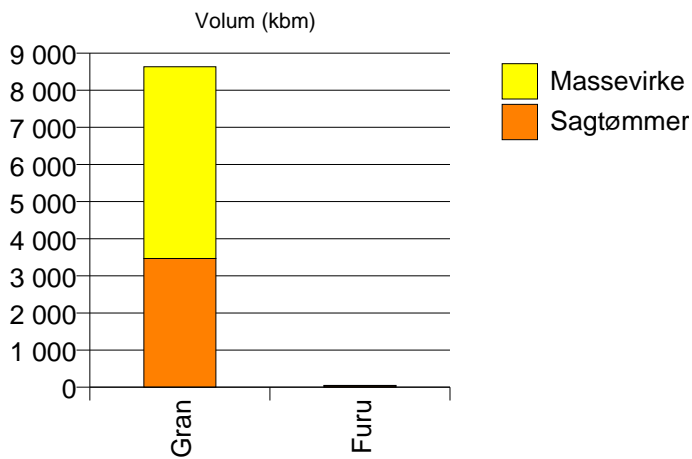




## 1211 ETNE

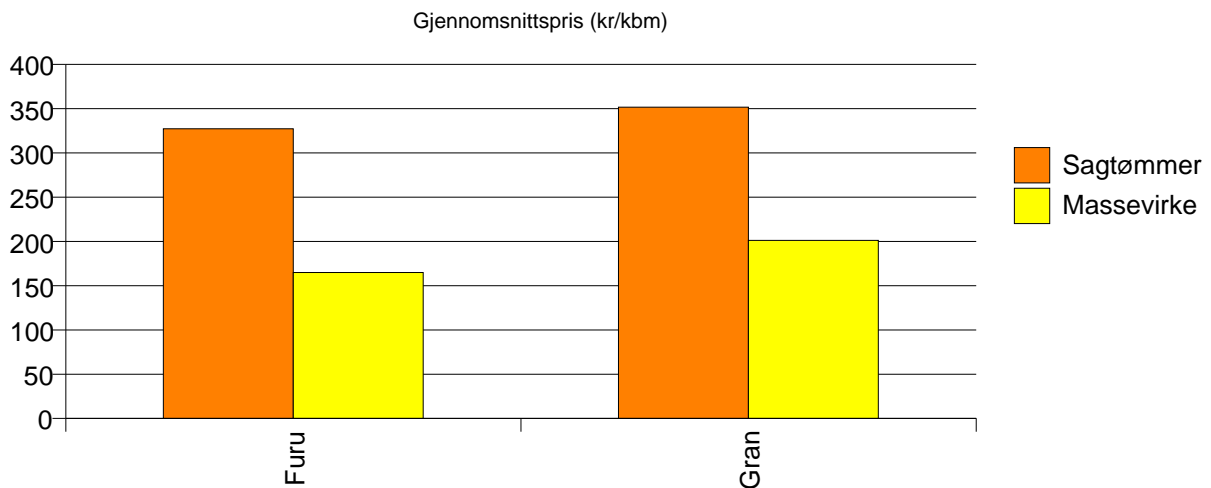
## Volum (kbm)

	Sagtømmer	Massevirke	Vrak	Sum:
Furu	33	14		47
Gran	3 466	5 165	58	8 689
Sum:	3 499	5 179	58	8 736



## Gjennomsnittspris (kr/kbm)

	Sagtømmer	Massevirke	Vrak	Snitt
Furu	327	165		279
Gran	352	201	0	260
Snitt	351	201	0	260

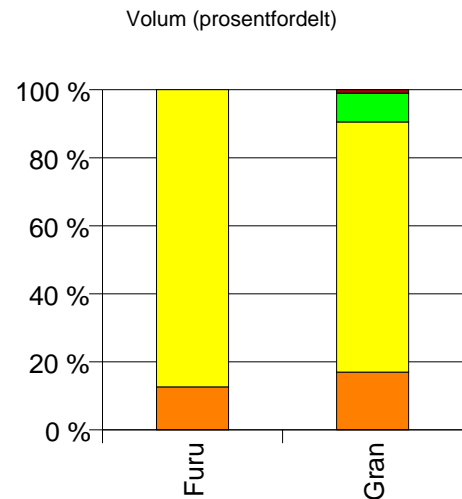
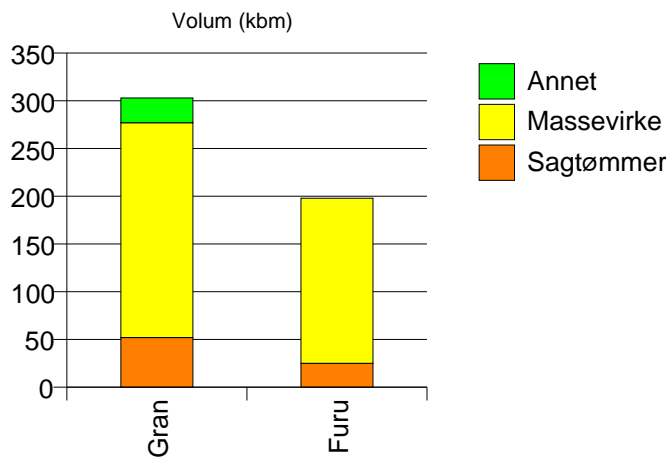




## 1216 SVEIO

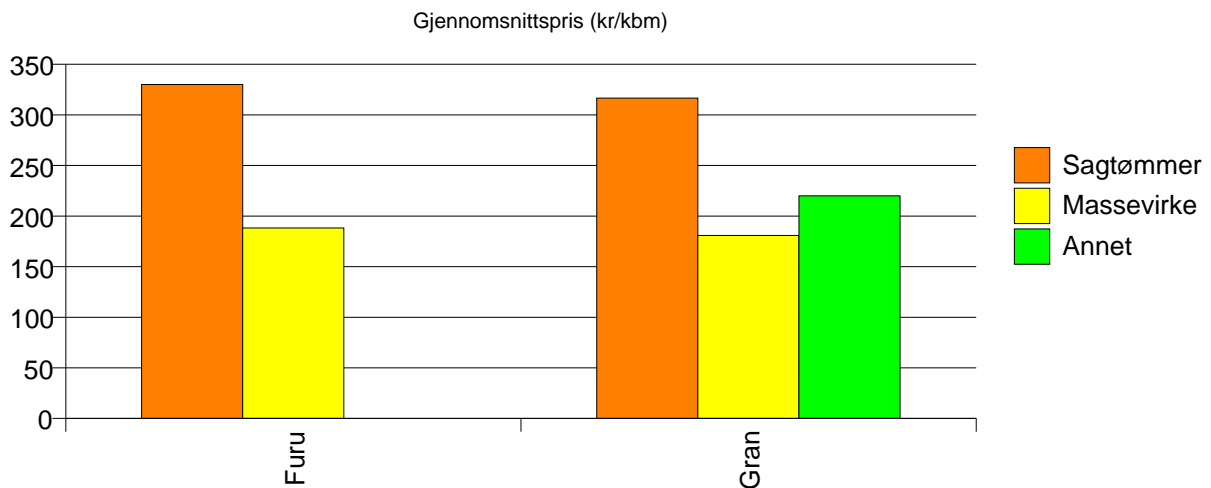
## Volum (kbm)

	Sagtømmer	Massevirke	Annet	Vrak	Sum:
Furu	25	173			198
Gran	52	225	26	3	306
Sum:	77	398	26	3	504



## Gjennomsnittspris (kr/kbm)

	Sagtømmer	Massevirke	Annet	Vrak	Snitt
Furu	330	188			206
Gran	317	181	220	0	205
Snitt	321	184	220	0	206

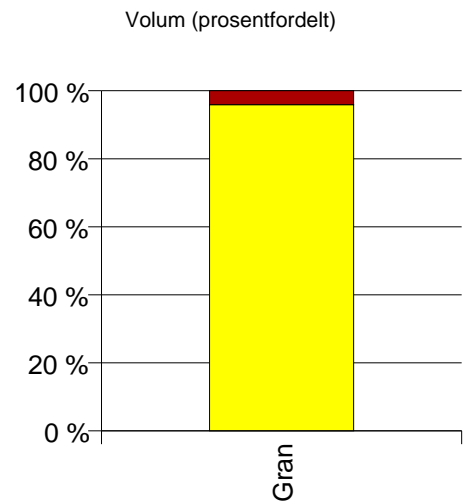
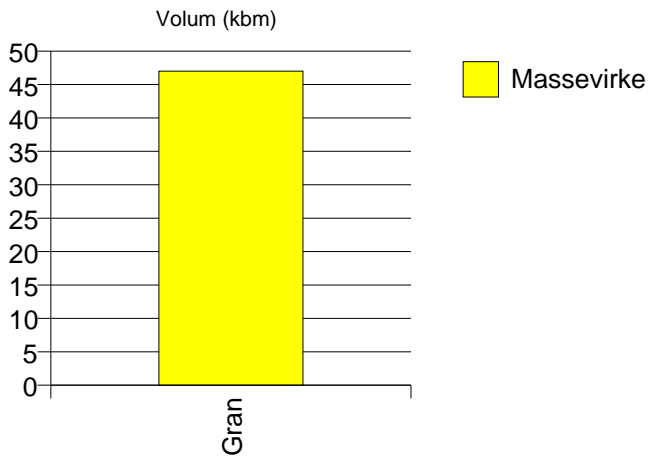




# 1219 BØMLO


Volum (kbm)

	Massevirke	Vrak	Sum:
Gran	47	2	49
Sum:	47	2	49



Gjennomsnittspris (kr/kbm)

Gran	157	0	150
Snitt	157	0	150

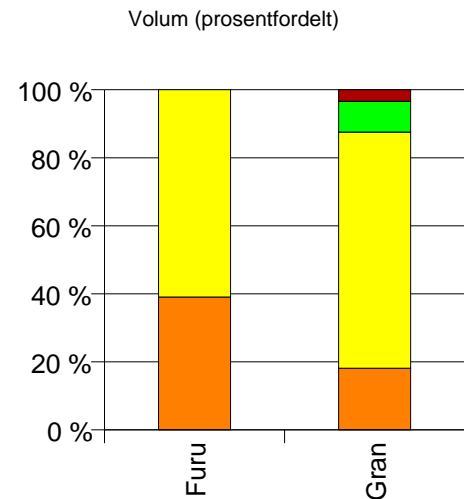
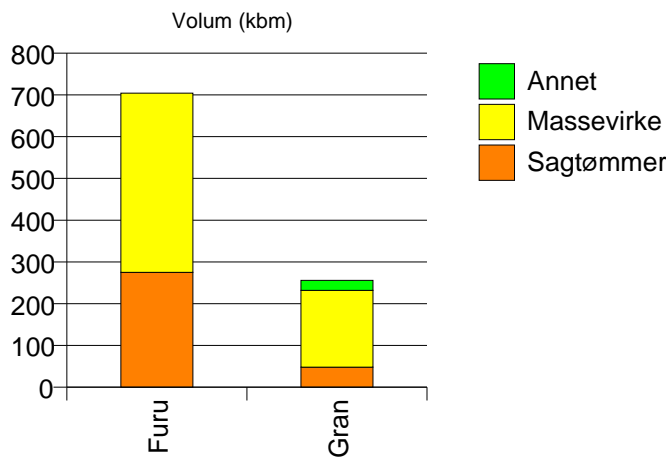




## 1223 TYSNES

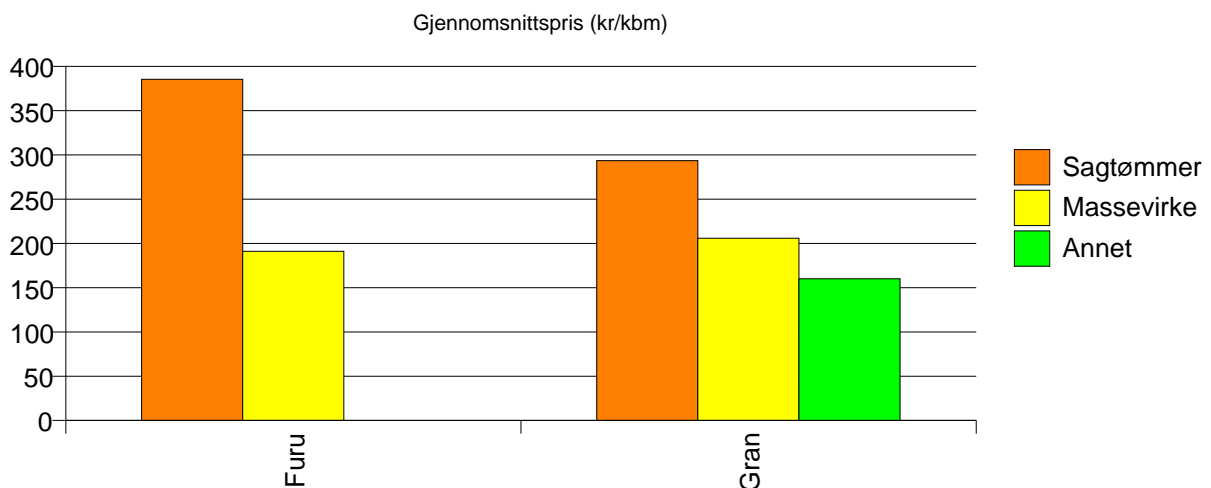
## Volum (kbm)

	Sagtømmer	Massevirke	Annet	Vrak	Sum:
Furu	275	429			704
Gran	48	184	24	9	265
Sum:	323	613	24	9	969



## Gjennomsnittspris (kr/kbm)

	Sagtømmer	Massevirke	Annet	Vrak	Snitt
Furu	385	191			267
Gran	293	206	160	0	211
Snitt	372	195	160	0	251

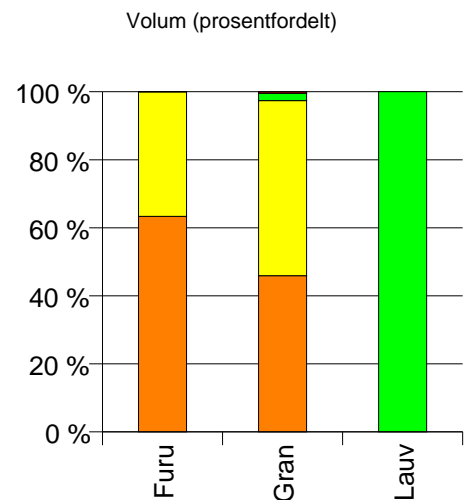
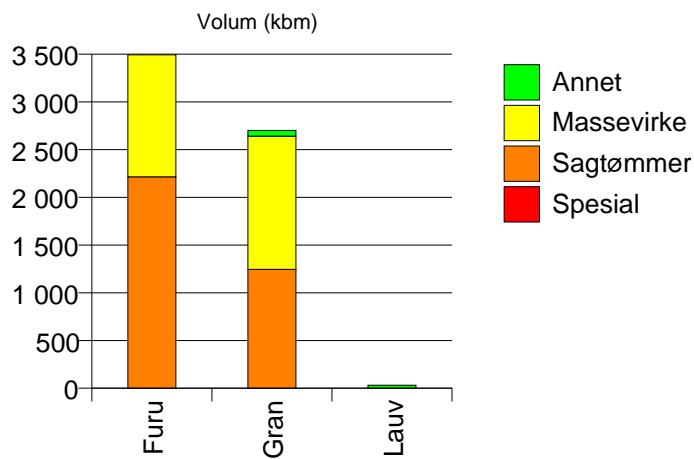




## 1224 KVINNHHERAD

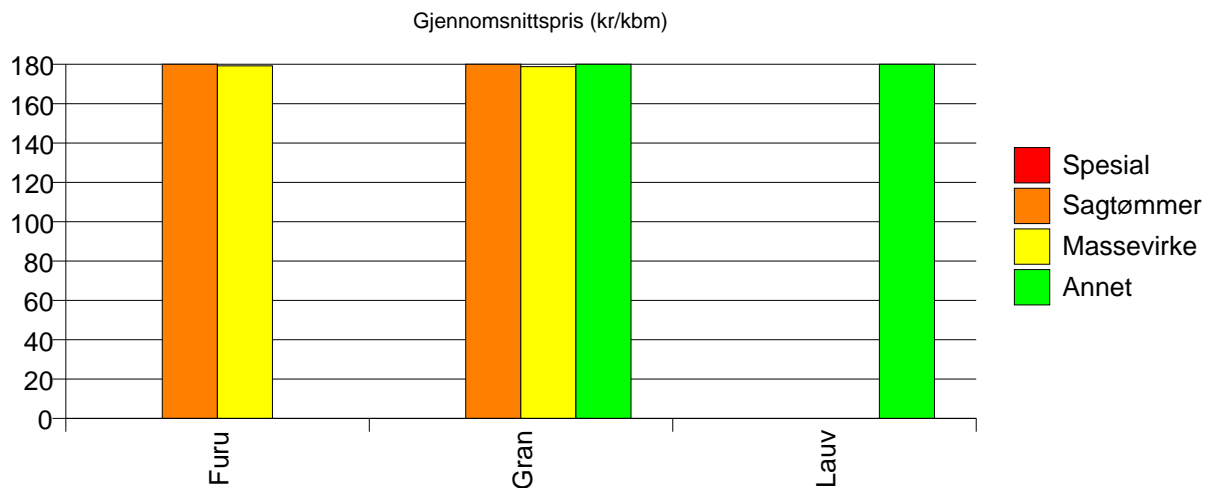
## Volum (kbm)

	Spesial	Sagtømmer	Massevirke	Annet	Vrak	Sum:
Furu	0	2 214	1 279		1	3 494
Gran		1 245	1 396	59	12	2 712
Lauv				31		31
Sum:	0	3 459	2 675	90	13	6 237



## Gjennomsnittspris (kr/kbm)

	Spesial	Sagtømmer	Massevirke	Annet	Vrak	Snitt
Furu	#DIV/0	389	179		0	312
Gran		338	179	263	0	253
Lauv				316		316
Snitt	#DIV/0	370	179	281	0	286



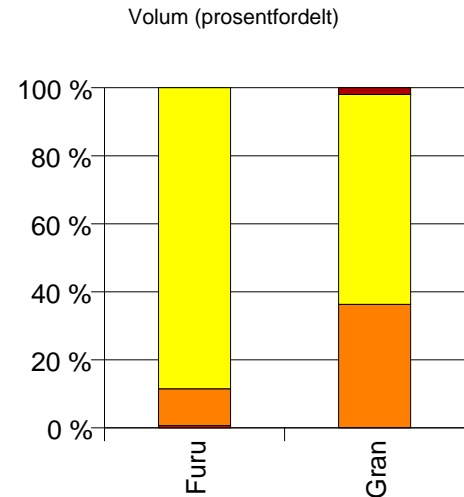
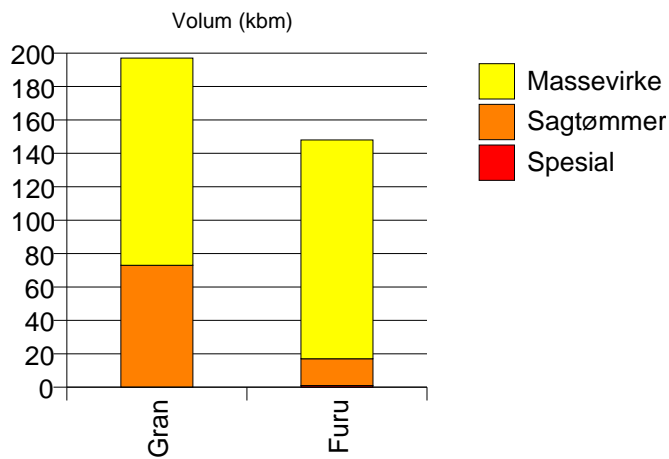




## 1227 JONDAL

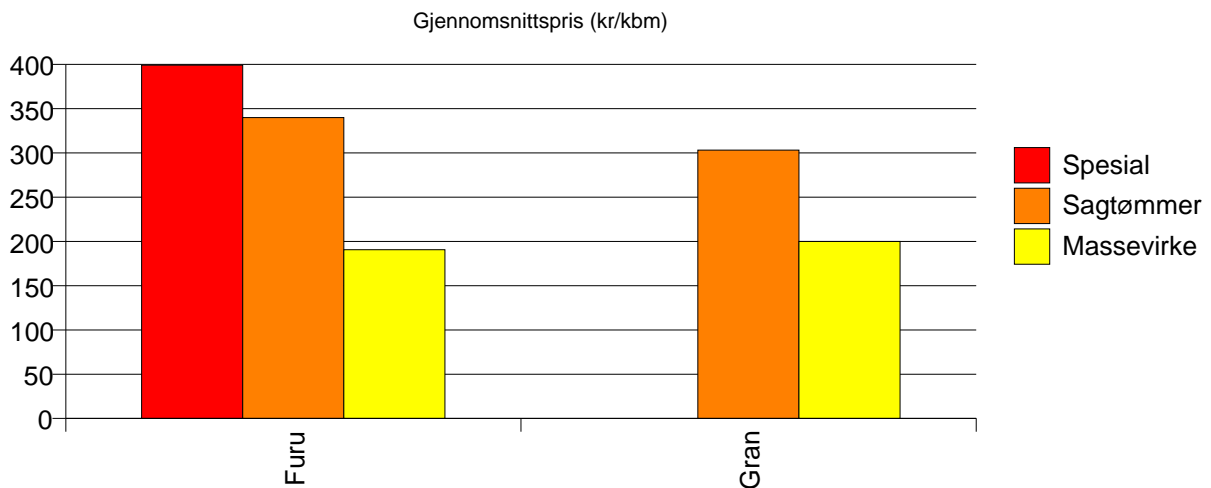
## Volum (kbm)

	Spesial	Sagtømmer	Massevirke	Vrak	Sum:
Furu	1	16	131		148
Gran		73	124	4	201
Sum:	1	89	255	4	349



## Gjennomsnittspris (kr/kbm)

	Spesial	Sagtømmer	Massevirke	Vrak	Snitt
Furu	399	340	191		208
Gran		303	200	0	233
Snitt	399	310	195	0	223

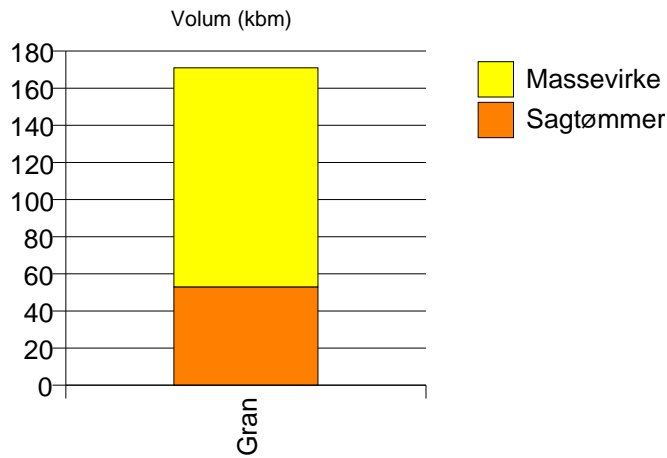




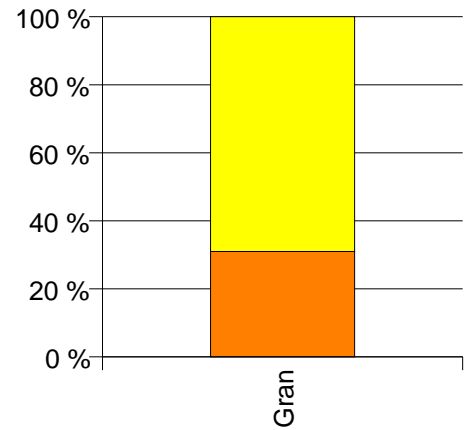
# 1228 ODDA

Volum (kbm)

	Sagtømmer	Massevirke	Sum:
Gran	53	118	171
Sum:	53	118	171

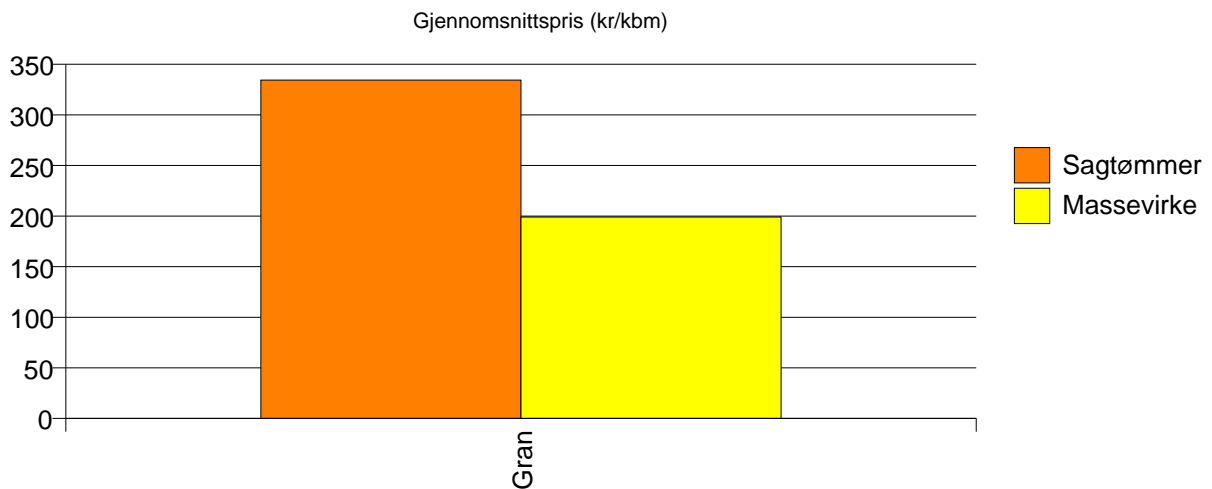


Volum (prosentfordelt)



Gjennomsnittspris (kr/kbm)

Gran	334	199	241
Snitt	334	199	241

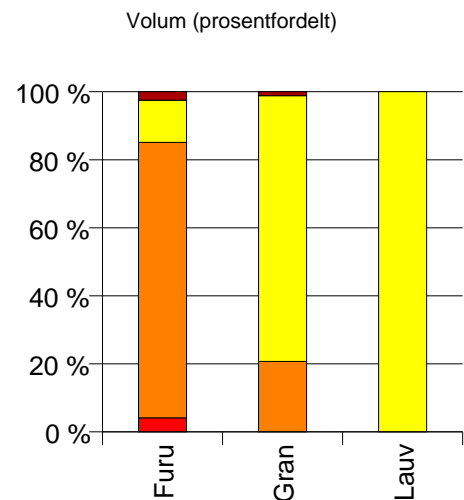
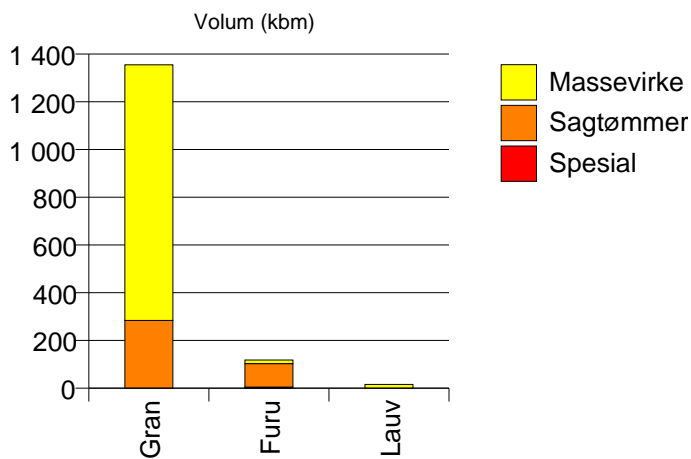




## 1231 ULLENSVANG

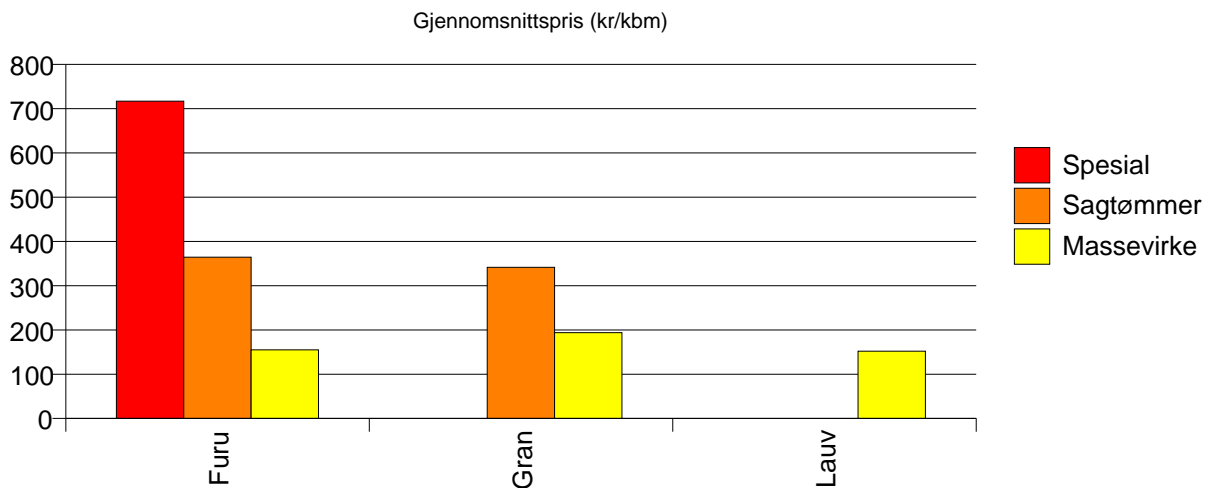
## Volum (kbm)

	Spesial	Sagtømmer	Massevirke	Vrak	Sum:
Furu	5	98	15	3	121
Gran		284	1 071	16	1 371
Lauv			16		16
Sum:	5	382	1 102	19	1 508



## Gjennomsnittspris (kr/kbm)

	Spesial	Sagtømmer	Massevirke	Vrak	Snitt
Furu	717	364	155	0	344
Gran		341	194	0	222
Lauv			152		152
Snitt	717	347	193	0	231

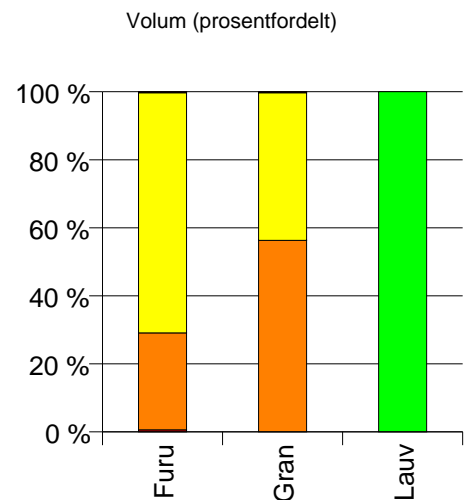
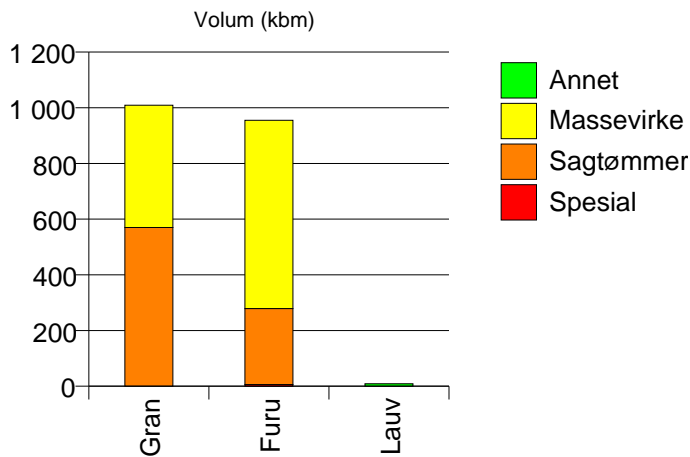




## 1233 ULVIK

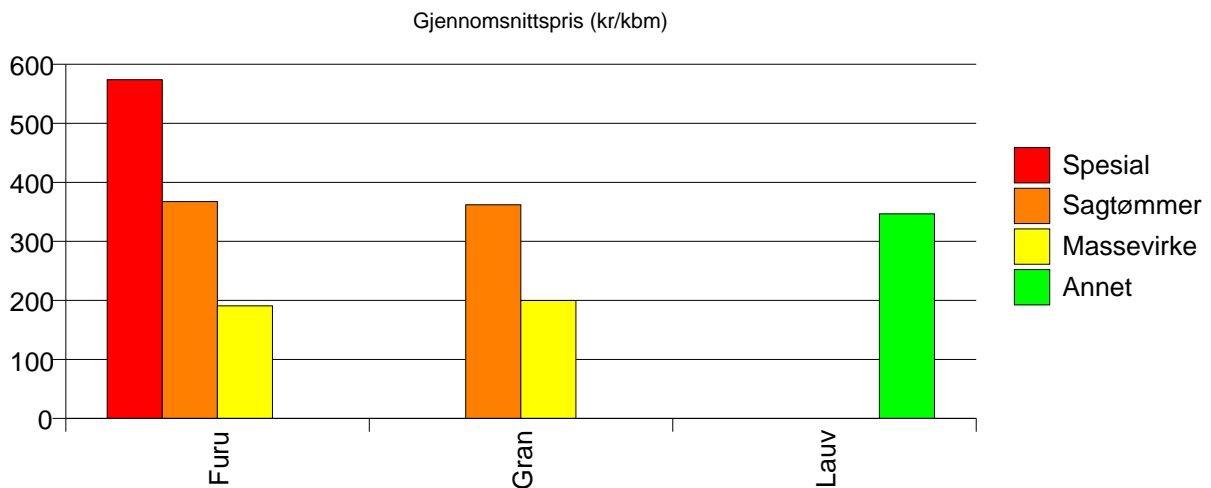
## Volum (kbm)

	Spesial	Sagtømmer	Massevirke	Annet	Vrak	Sum:
Furu	6	273	676		3	958
Gran		570	439		3	1 012
Lauv				9		9
Sum:	6	843	1 115	9	6	1 979



## Gjennomsnittspris (kr/kbm)

	Spesial	Sagtømmer	Massevirke	Annet	Vrak	Snitt
Furu	574	367	191		0	243
Gran		362	200		0	291
Lauv				347		347
Snitt	574	364	194	347	0	268

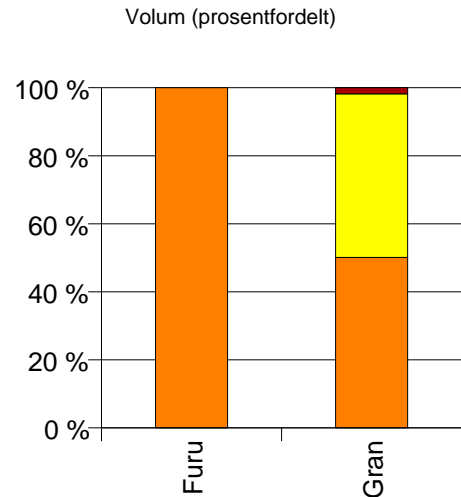
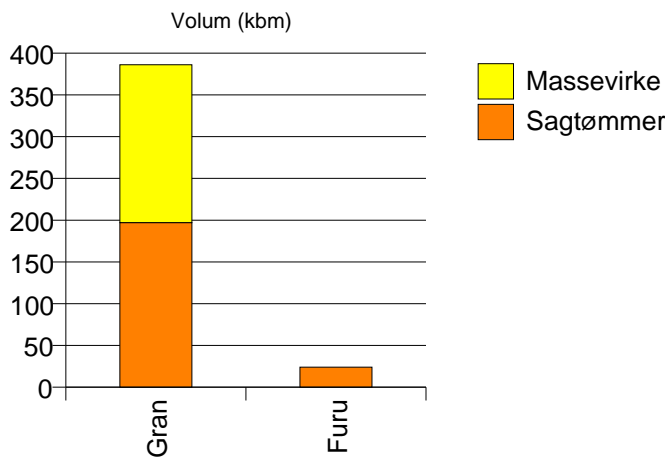




## 1234 GRANVIN

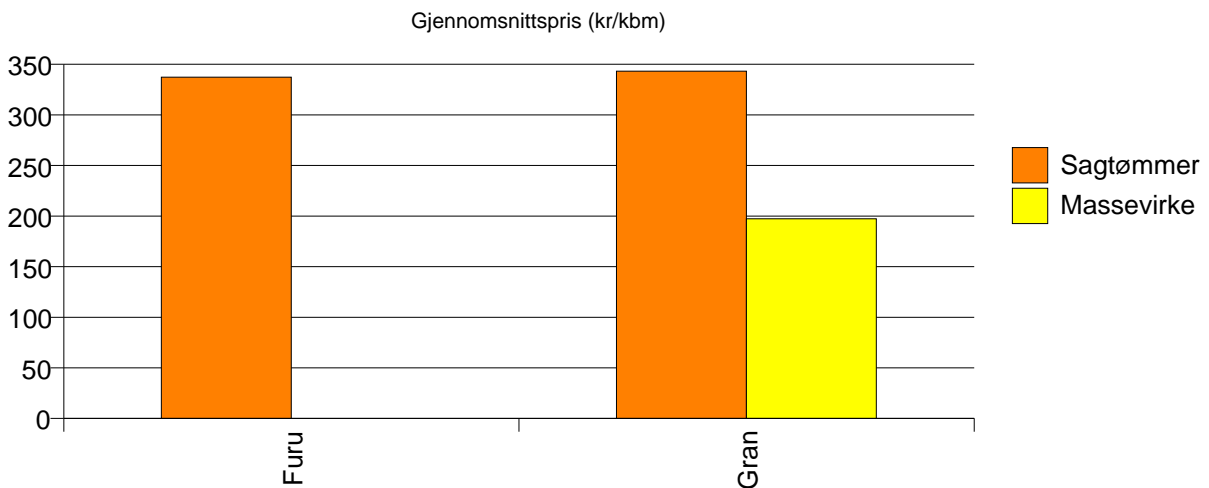
Volum (kbm)

	Sagtømmer	Massevirke	Vrak	Sum:
Furu	24			24
Gran	197	189	7	393
Sum:	221	189	7	417



Gjennomsnittspris (kr/kbm)

	Sagtømmer	Massevirke	Vrak	Snitt
Furu	337			337
Gran	343	197	0	267
Snitt	343	197	0	271

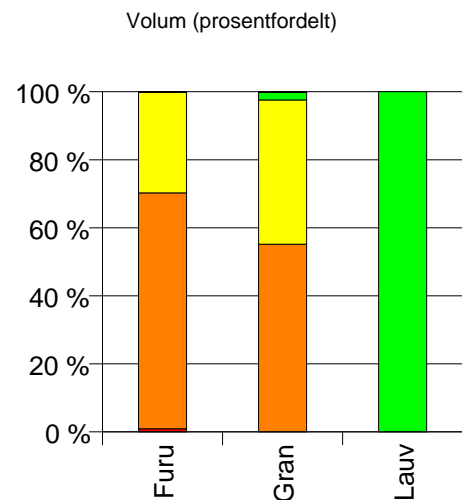
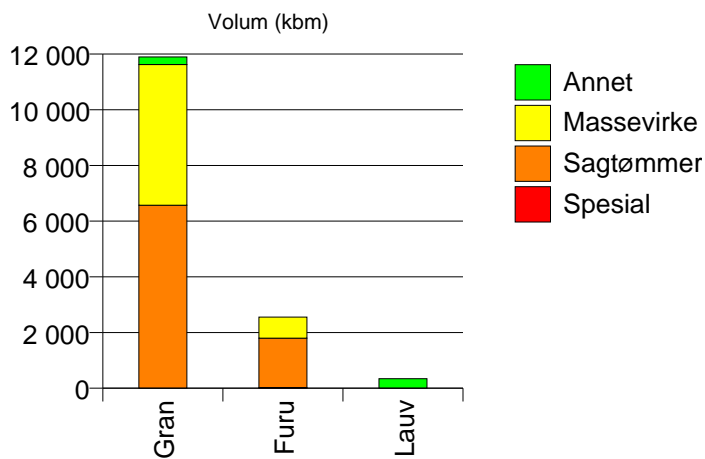




## 1235 VOSS

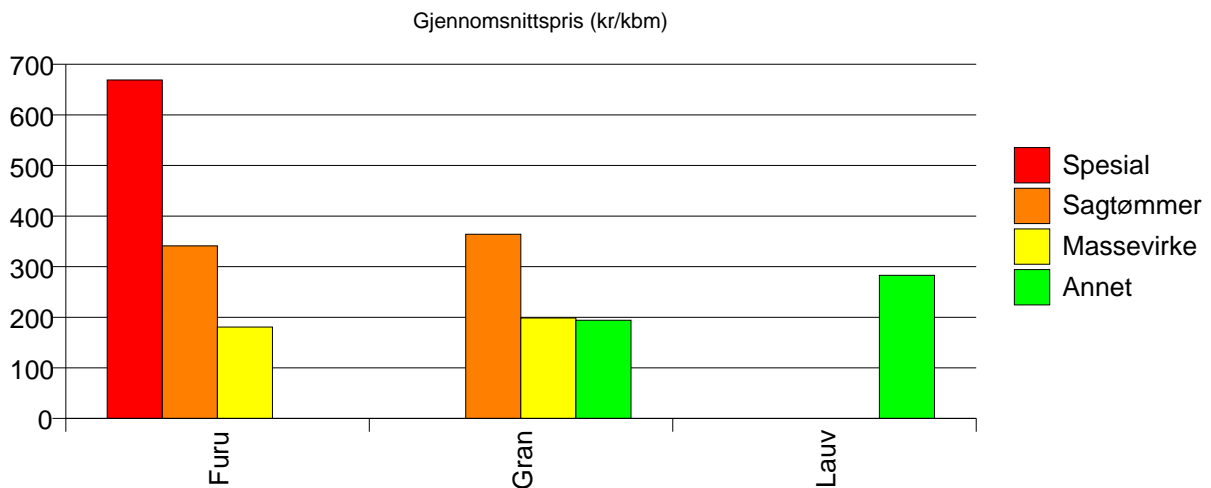
Volum (kbm)

	Spesial	Sagtømmer	Massevirke	Annet	Vrak	Sum:
Furu	24	1 775	757		4	2 560
Gran		6 572	5 054	269	20	11 915
Lauv				340		340
Sum:	24	8 347	5 811	609	24	14 815



Gjennomsnittspris (kr/kbm)

	Spesial	Sagtømmer	Massevirke	Annet	Vrak	Snitt
Furu	669	341	181		0	296
Gran		364	198	194	0	289
Lauv				283		283
Snitt	669	359	196	244	0	290

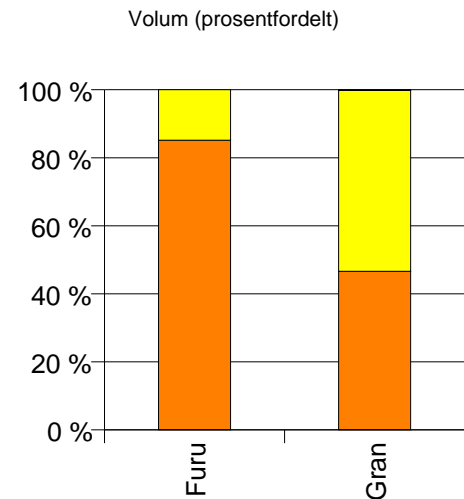
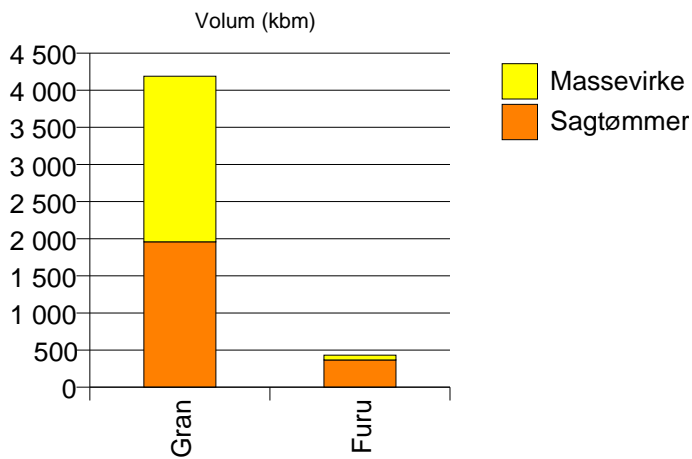




## 1238 KVAM

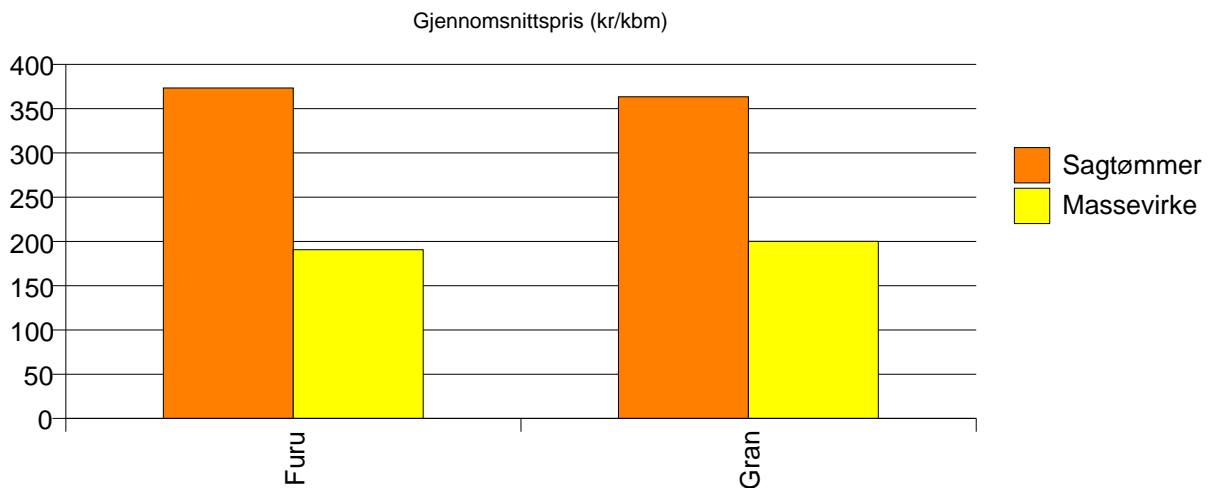
## Volum (kbm)

	Sagtømmer	Massevirke	Vrak	Sum:
Furu	367	64		431
Gran	1 958	2 231	9	4 198
Sum:	2 325	2 295	9	4 629



## Gjennomsnittspris (kr/kbm)

	Sagtømmer	Massevirke	Vrak	Snitt
Furu	373	191		346
Gran	363	200	0	276
Snitt	365	200	0	282

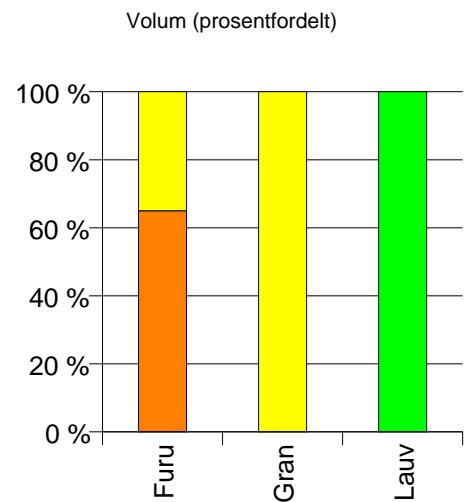
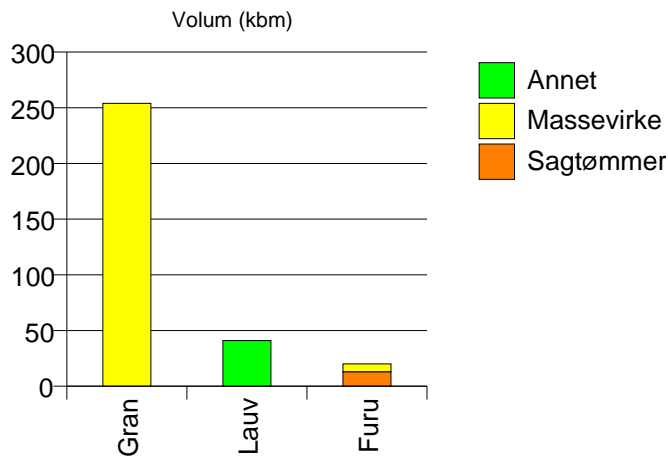




## 1241 FUSA

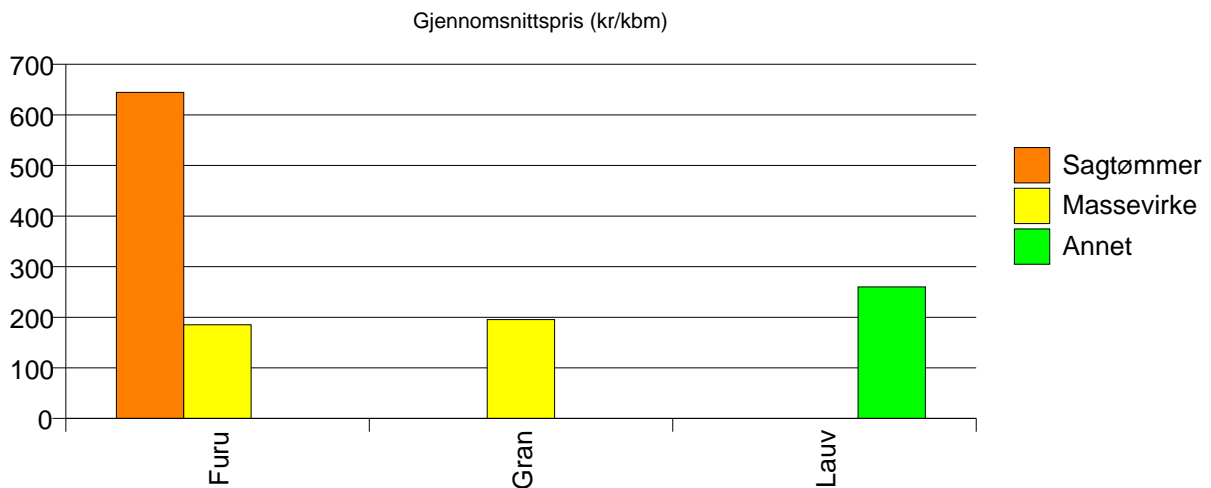
Volum (kbm)

	Sagtømmer	Massevirke	Annet	Sum:
Furu	13	7		20
Gran		254		254
Lauv			41	41
Sum:	13	261	41	315



Gjennomsnittspris (kr/kbm)

	Sagtømmer	Massevirke	Annet	Snitt
Furu	645	185		484
Gran		196		196
Lauv			260	260
Snitt	645	195	260	222



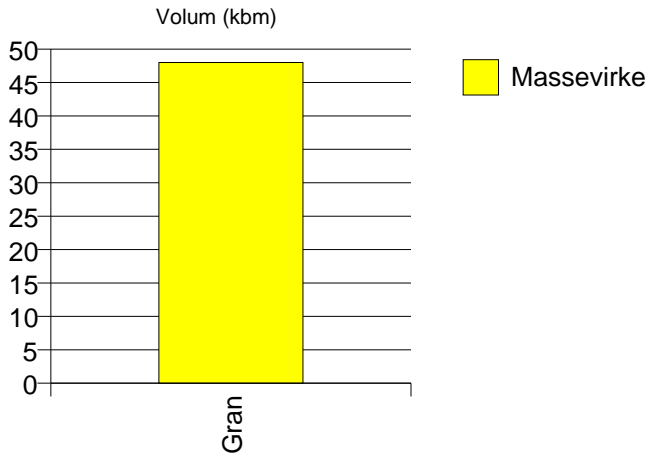




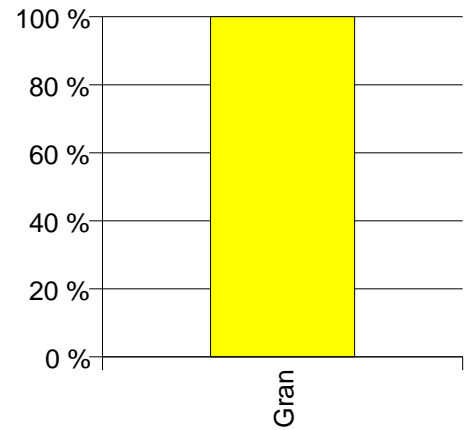
# 1242 SAMNANGER

Volum (kbm)

	Massevirke	Sum:
Gran	48	48
Sum:	48	48




Volum (prosentfordelt)



Gjennomsnittspris (kr/kbm)

Gran	198	198
Snitt	198	198

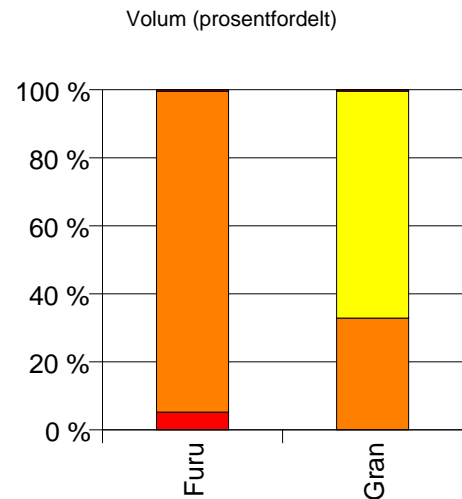
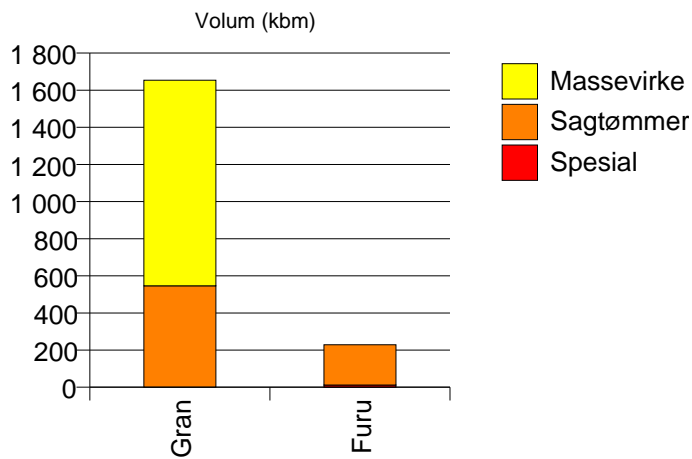




## 1243 OS

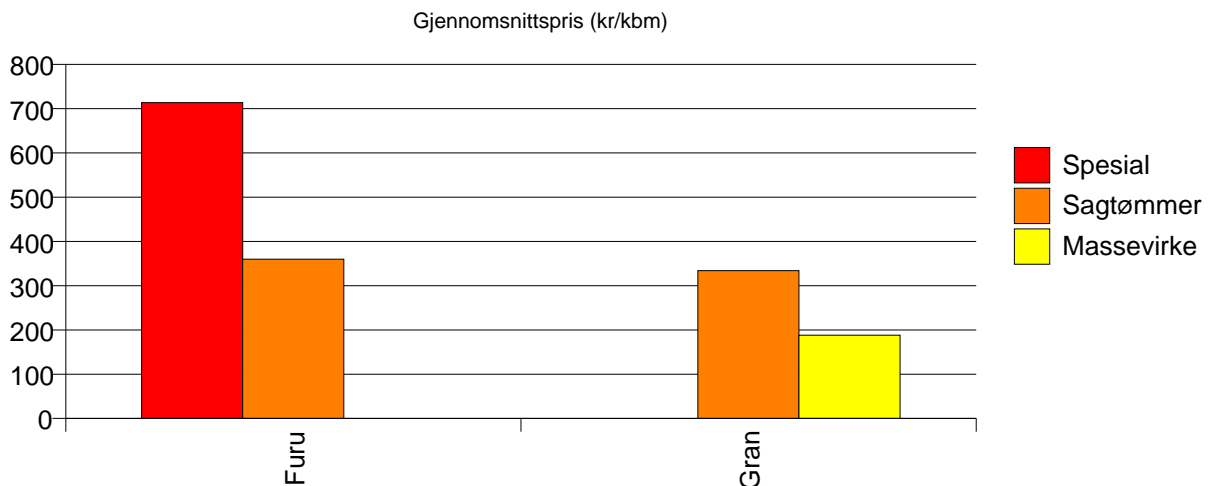
## Volum (kbm)

	Spesial	Sagtømmer	Massevirke	Vrak	Sum:
Furu	12	217		1	230
Gran		546	1 108	7	1 661
Sum:	12	763	1 108	8	1 891



## Gjennomsnittspris (kr/kbm)

	Spesial	Sagtømmer	Massevirke	Vrak	Snitt
Furu	713	360		0	377
Gran		334	188	0	235
Snitt	713	341	188	0	252

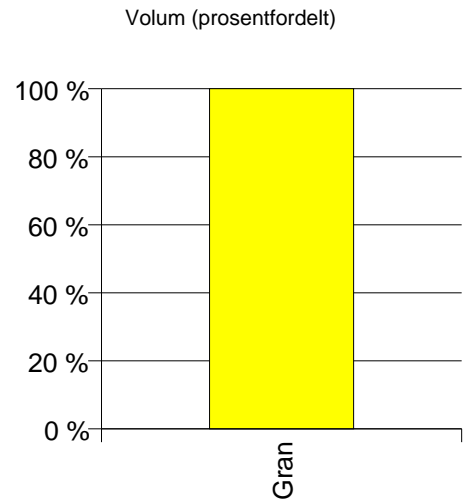
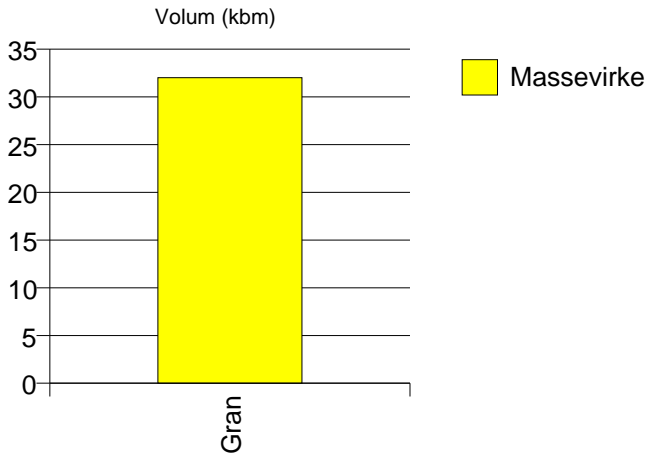




# 1245 SUND


Volum (kbm)

	Massevirke	Sum:
Gran	32	32
Sum:	32	32



Gjennomsnittspris (kr/kbm)

Gran	160	160
Snitt	160	160

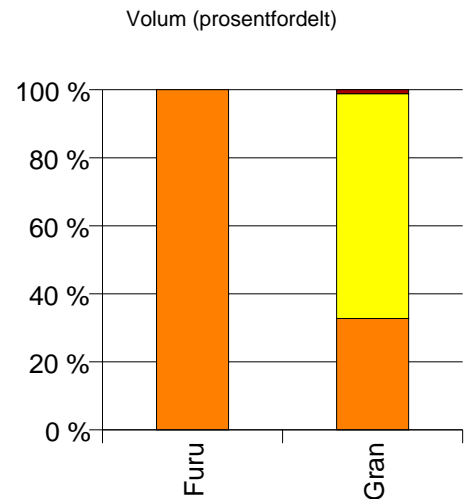
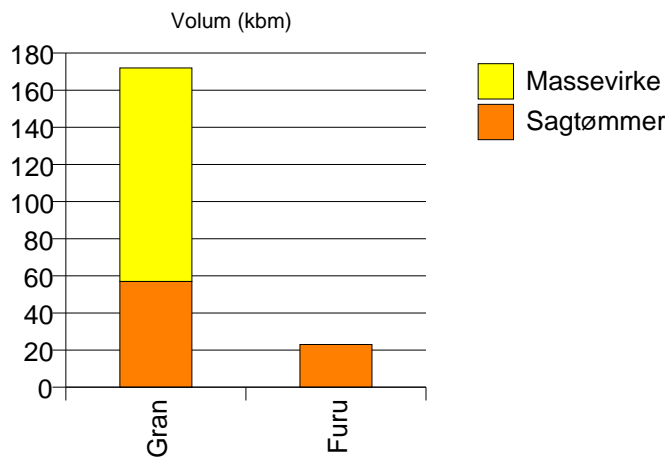




## 1251 VAKSDAL

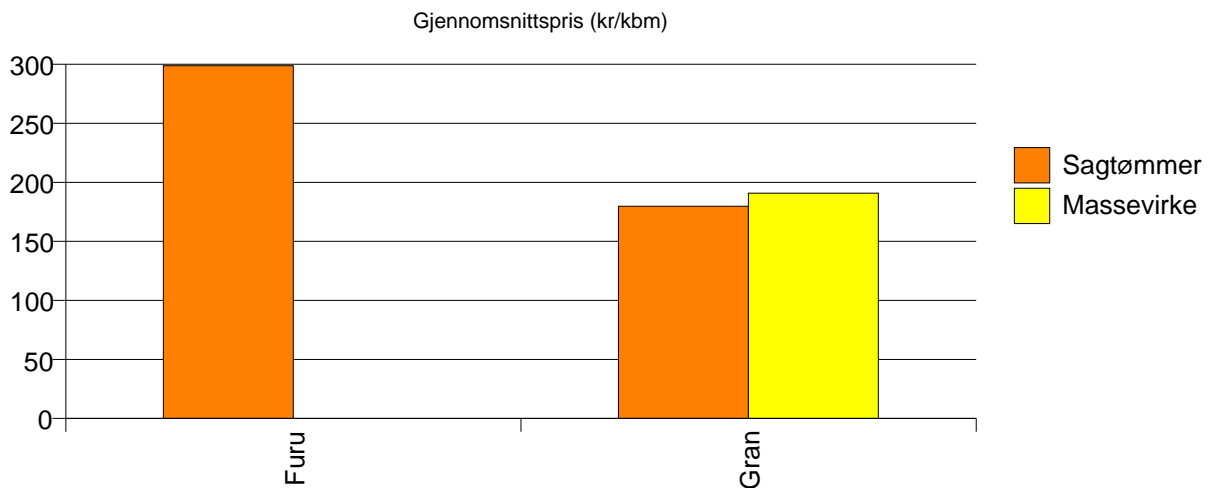
Volum (kbm)

	Sagtømmer	Massevirke	Vrak	Sum:
Furu	23			23
Gran	57	115	2	174
Sum:	80	115	2	197



Gjennomsnittspris (kr/kbm)

	Sagtømmer	Massevirke	Vrak	Snitt
Furu	299			299
Gran	180	191	0	185
Snitt	214	191	0	198

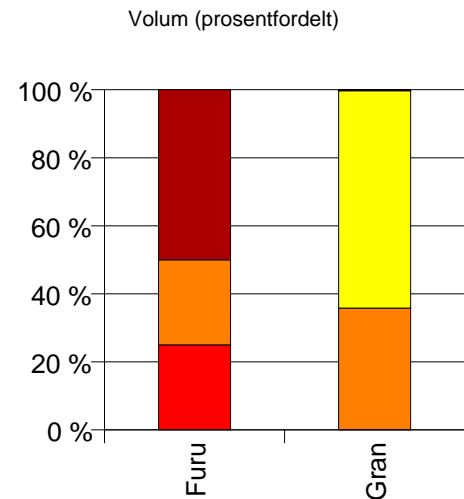
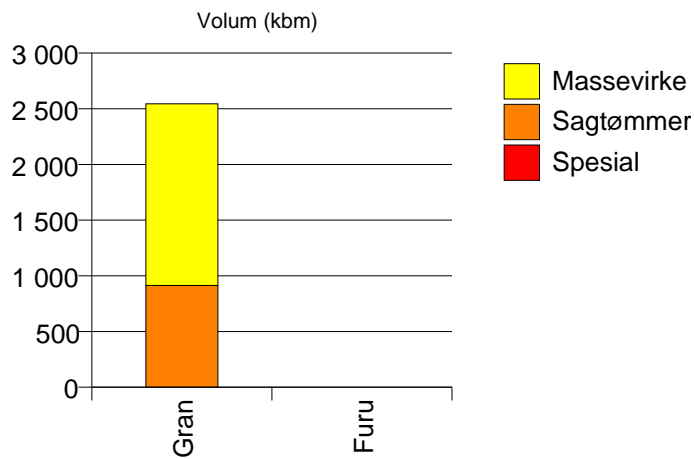




## 1253 OSTERØY

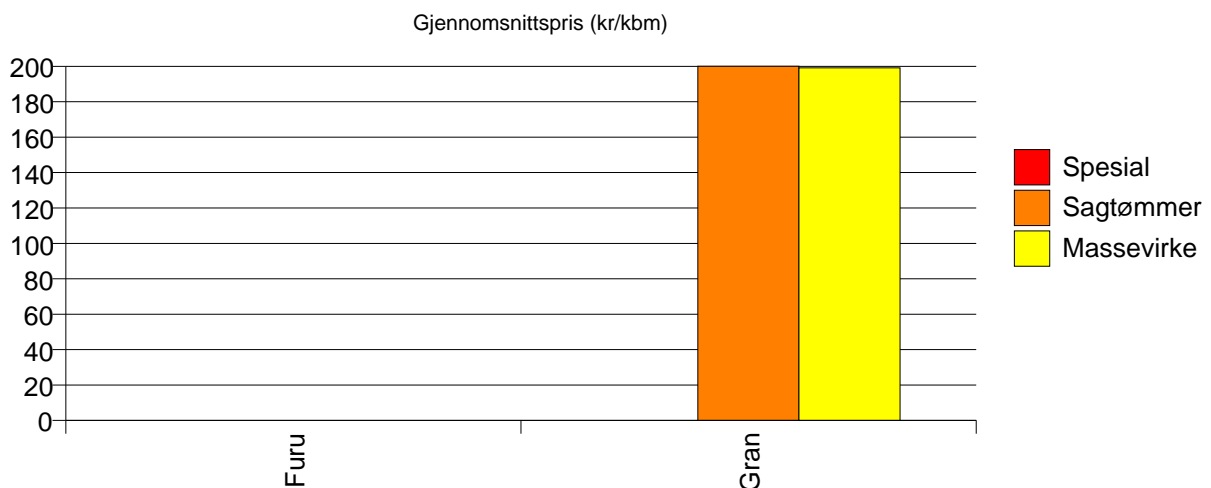
## Volum (kbm)

	Spesial	Sagtømmer	Massevirke	Vrak	Sum:
Furu	0	0		0	0
Gran		914	1 630	8	2 552
Sum:	0	914	1 630	8	2 552



## Gjennomsnittspris (kr/kbm)

	Spesial	Sagtømmer	Massevirke	Vrak	Snitt
Furu	#DIV/0	#DIV/0		#DIV/0	#DIV/0
Gran		340	199	0	249
Snitt	#DIV/0	340	199	0	249

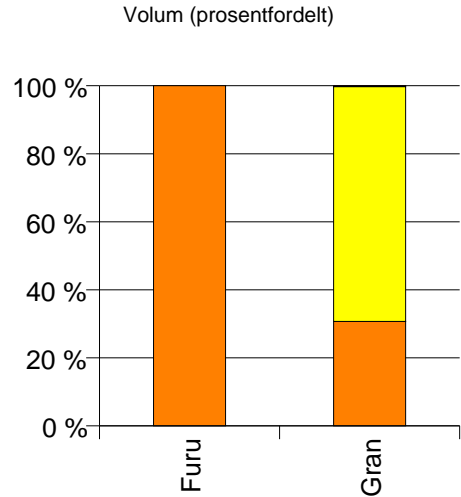
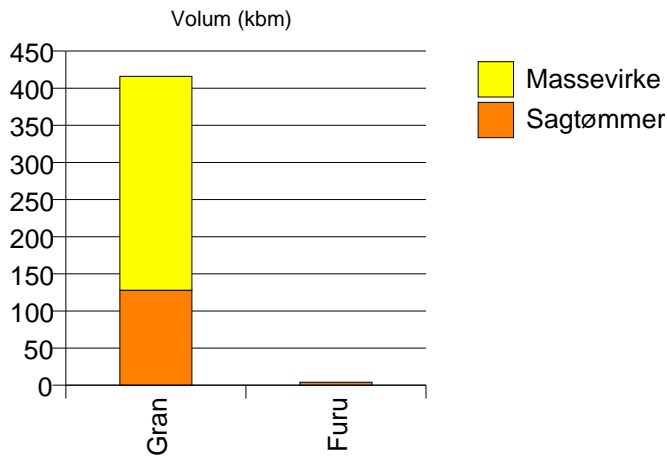




# 1256 MELAND

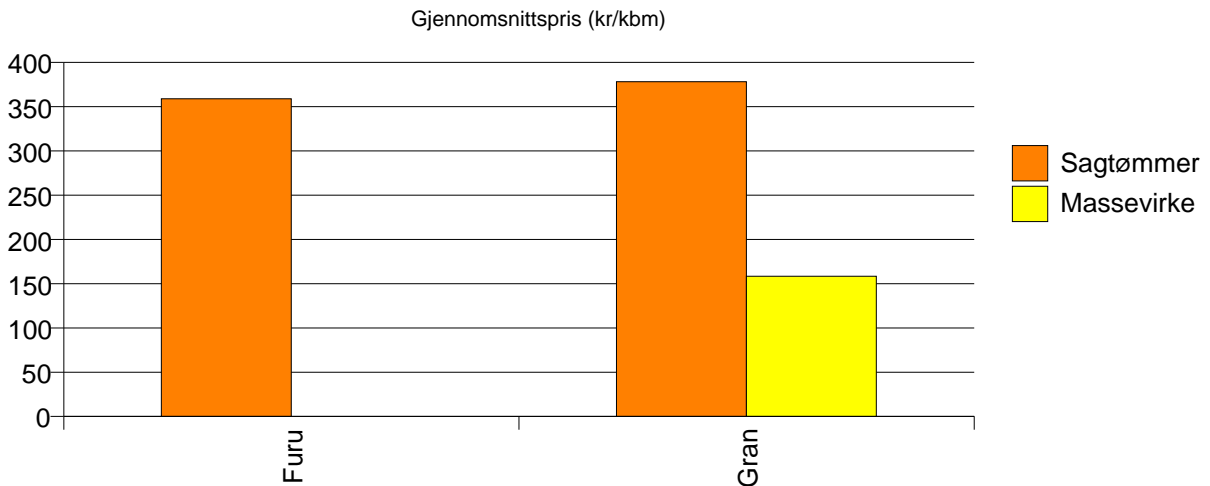
Volum (kbm)

	Sagtømmer	Massevirke	Vrak	Sum:
Furu	4			4
Gran	128	288	1	417
Sum:	132	288	1	421



Gjennomsnittspris (kr/kbm)

	Sagtømmer	Massevirke	Vrak	Snitt
Furu	359			359
Gran	378	158	0	225
Snitt	378	158	0	227

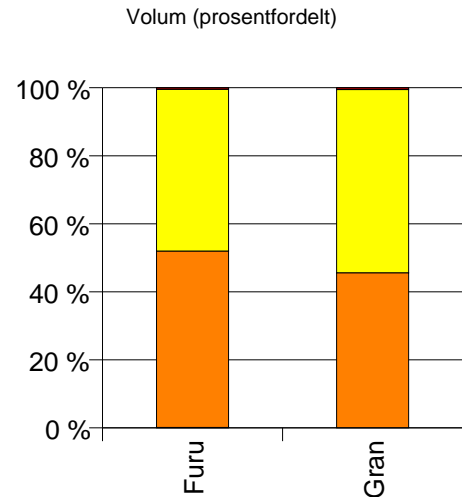
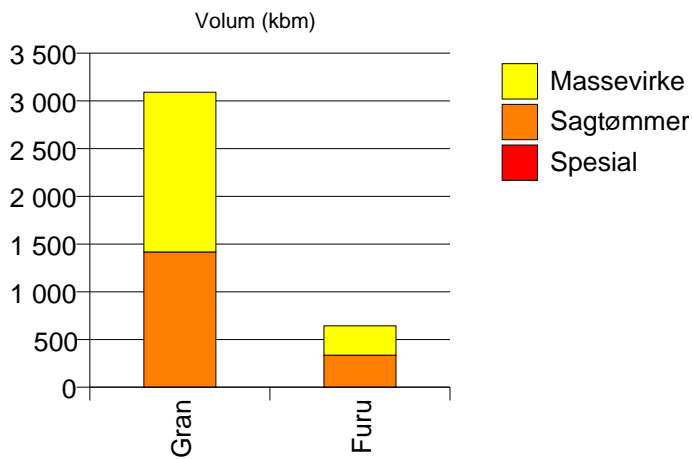




## 1263 LINDÅS

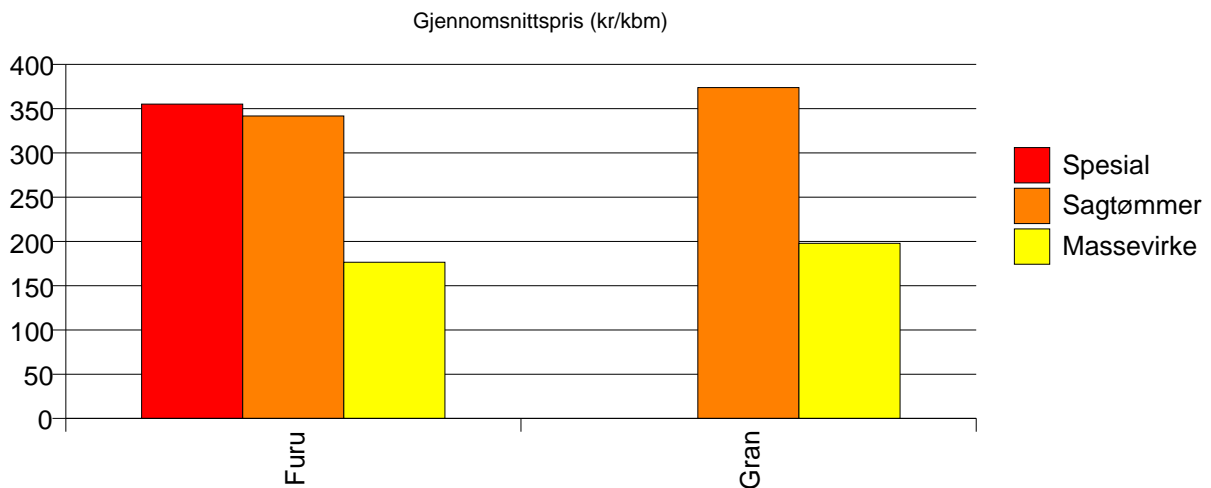
## Volum (kbm)

	Spesial	Sagtømmer	Massevirke	Vrak	Sum:
Furu	1	335	307	3	646
Gran		1 417	1 673	17	3 107
Sum:	1	1 752	1 980	20	3 753



## Gjennomsnittspris (kr/kbm)

	Spesial	Sagtømmer	Massevirke	Vrak	Snitt
Furu	355	342	177	0	262
Gran		374	198	0	277
Snitt	355	368	194	0	274

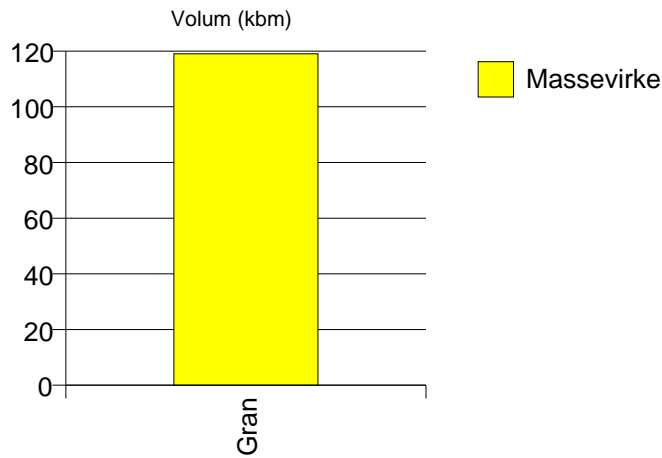




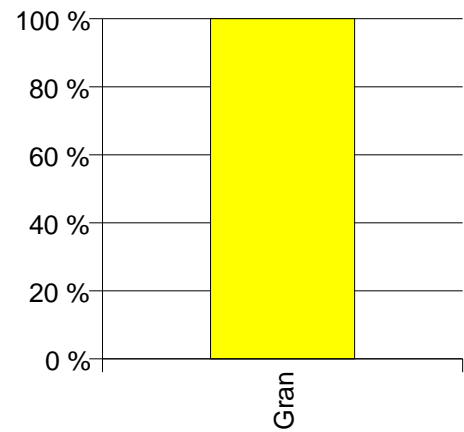
# 1264 AUSTRHEIM

Volum (kbm)

	Massevirke	Sum:
Gran	119	119
Sum:	119	119




Volum (prosentfordelt)



Gjennomsnittspris (kr/kbm)

Gran	166	166
Snitt	166	166



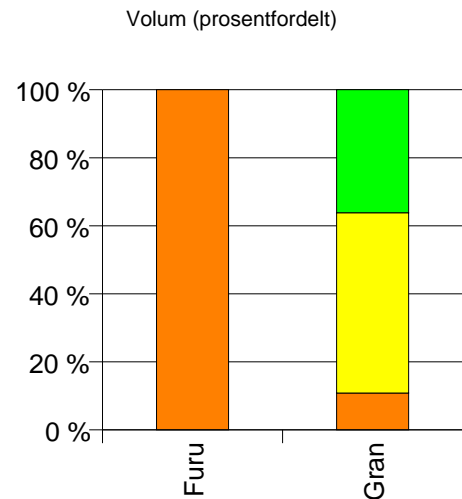
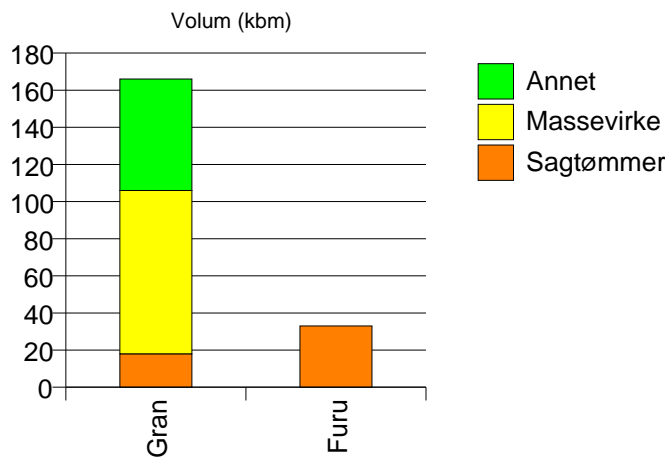




## 1221 STORD

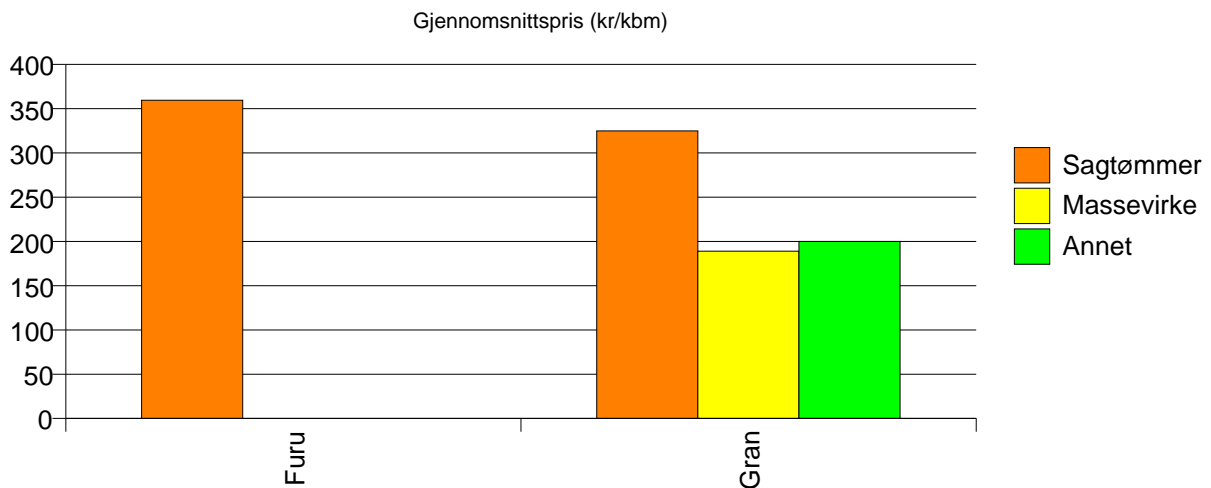
## Volum (kbm)

	Sagtømmer	Massevirke	Annet	Sum:
Furu	33			33
Gran	18	88	60	166
Sum:	51	88	60	199



## Gjennomsnittspris (kr/kbm)

	Sagtømmer	Massevirke	Annet	Snitt
Furu	359			359
Gran	325	189	200	208
Snitt	347	189	200	233

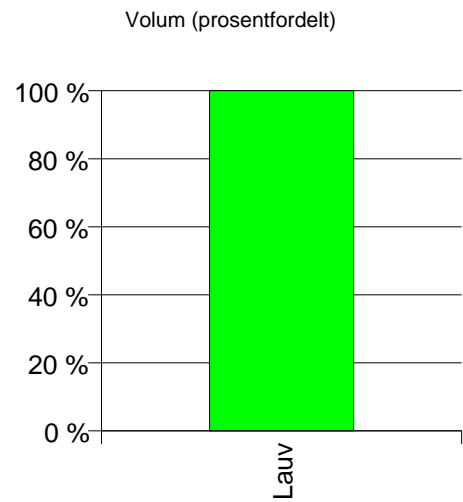
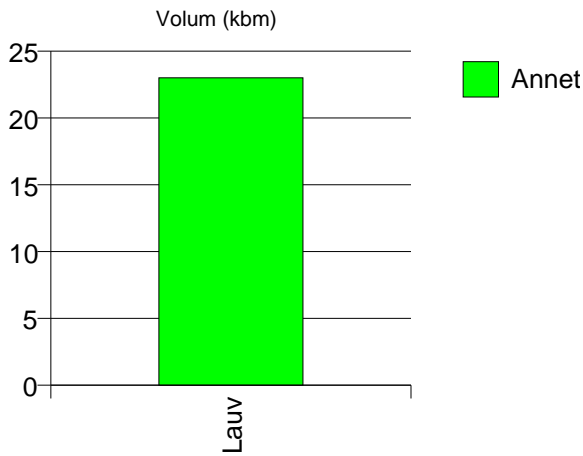




# 1222 FITJAR

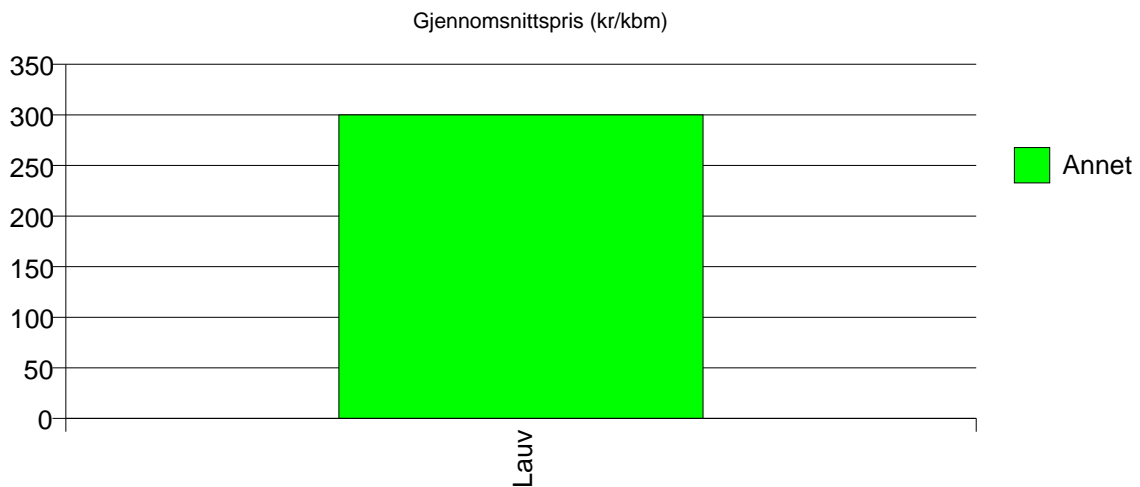
Volum (kbm)

	Annet	Sum:
Lauv	23	23
Sum:	23	23



Gjennomsnittspris (kr/kbm)

Lauv	300	300
Snitt	300	300

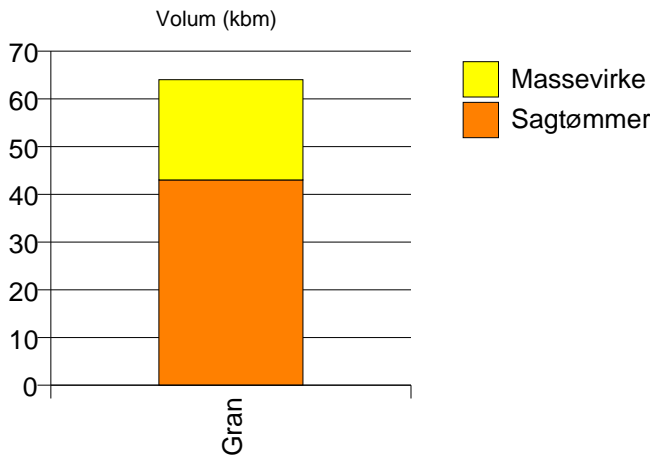




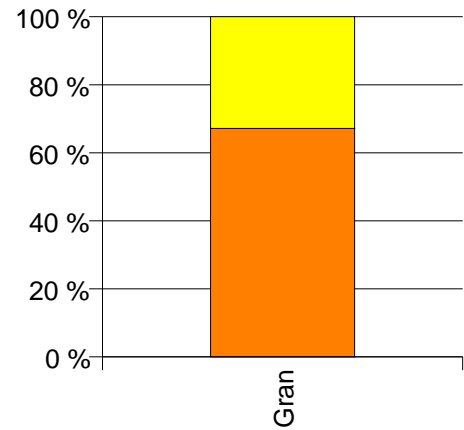
# 1252 MODALEN

Volum (kbm)

	Sagtømmer	Massevirke	Sum:
Gran	43	21	64
Sum:	43	21	64

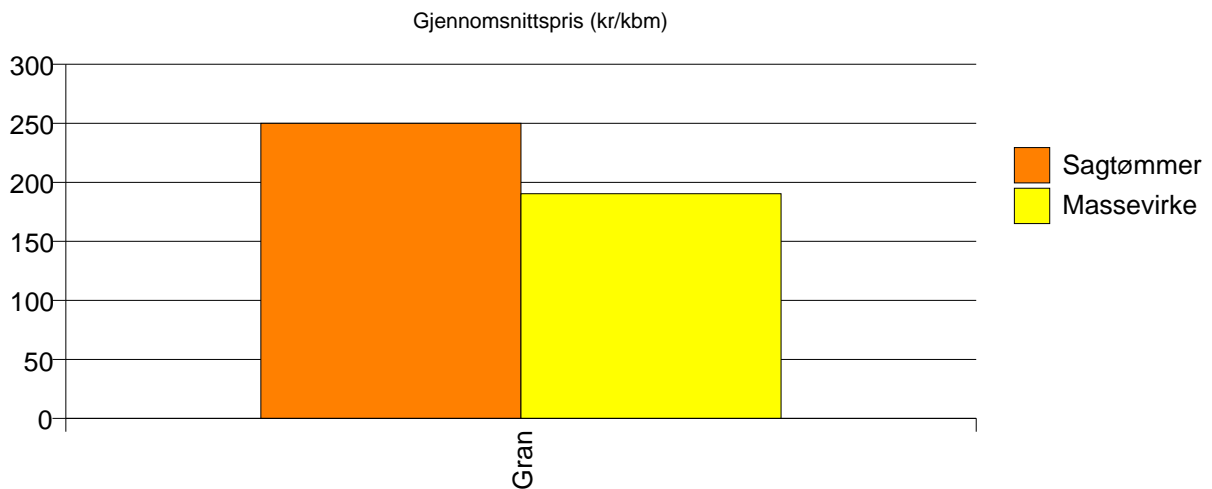


Volum (prosentfordelt)



Gjennomsnittspris (kr/kbm)

Gran	250	190	230
Snitt	250	190	230

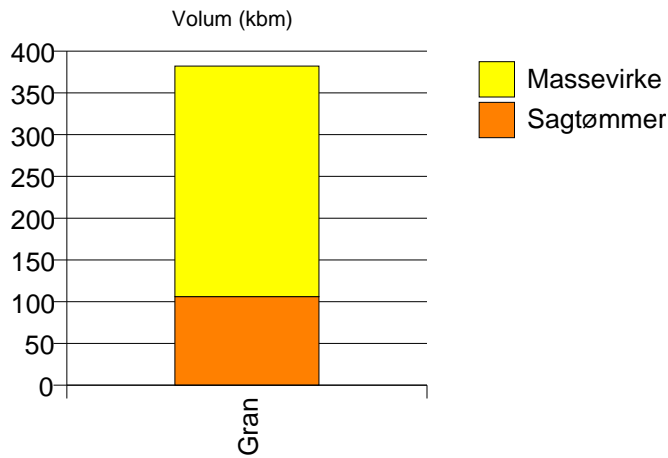




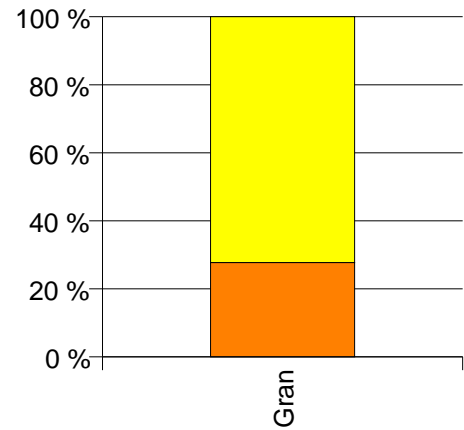
# 1260 RADØY

Volum (kbm)

	Sagtømmer	Massevirke	Sum:
Gran	106	276	382
Sum:	106	276	382

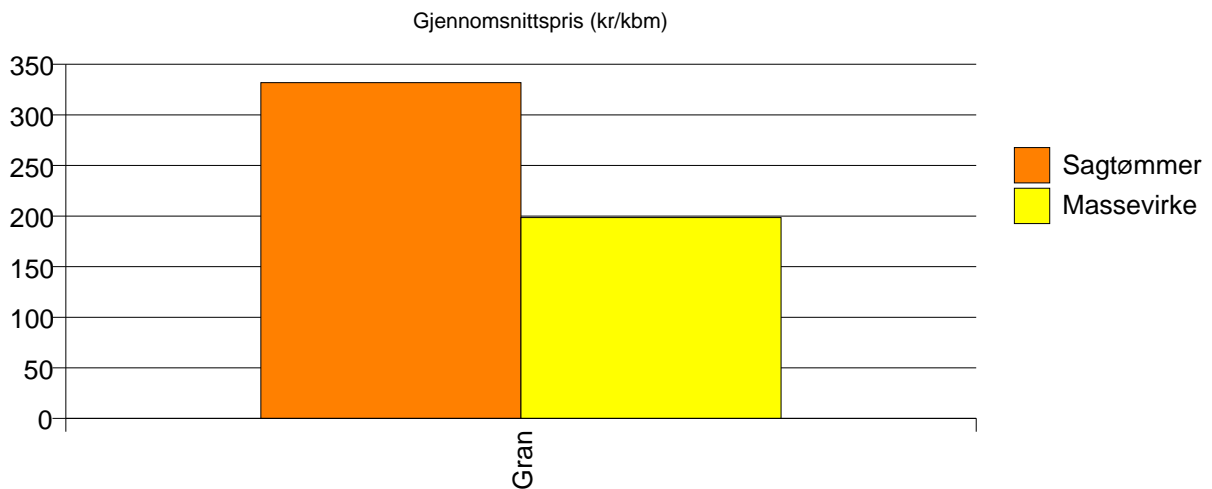


Volum (prosentfordelt)



Gjennomsnittspris (kr/kbm)

Gran	332	199	236
Snitt	332	199	236

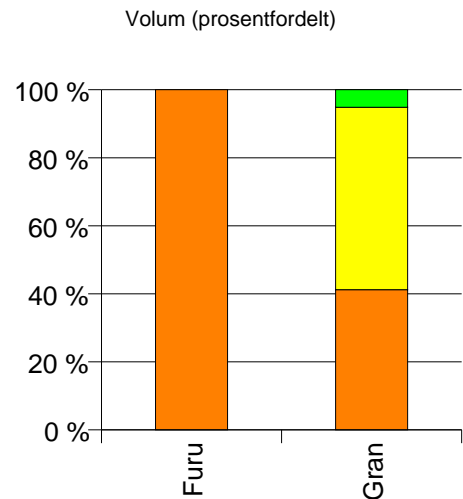
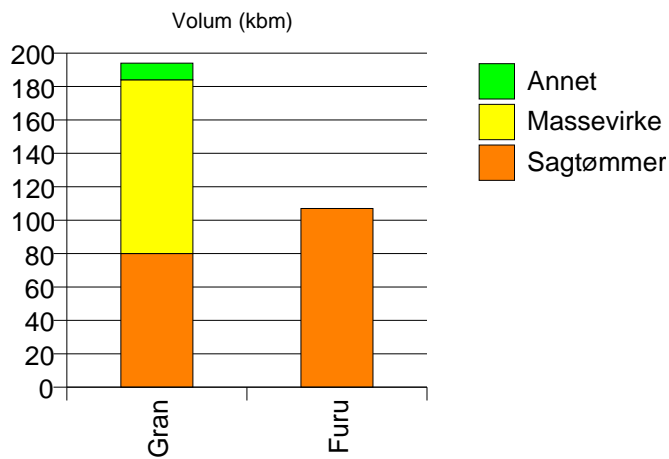




## 1266 MASFJORDEN

Volum (kbm)

	Sagtømmer	Massevirke	Annet	Sum:
Furu	107			107
Gran	80	104	10	194
Sum:	187	104	10	301



Gjennomsnittspris (kr/kbm)

	Sagtømmer	Massevirke	Annet	Snitt
Furu	356			356
Gran	364	201	200	268
Snitt	359	201	200	299

