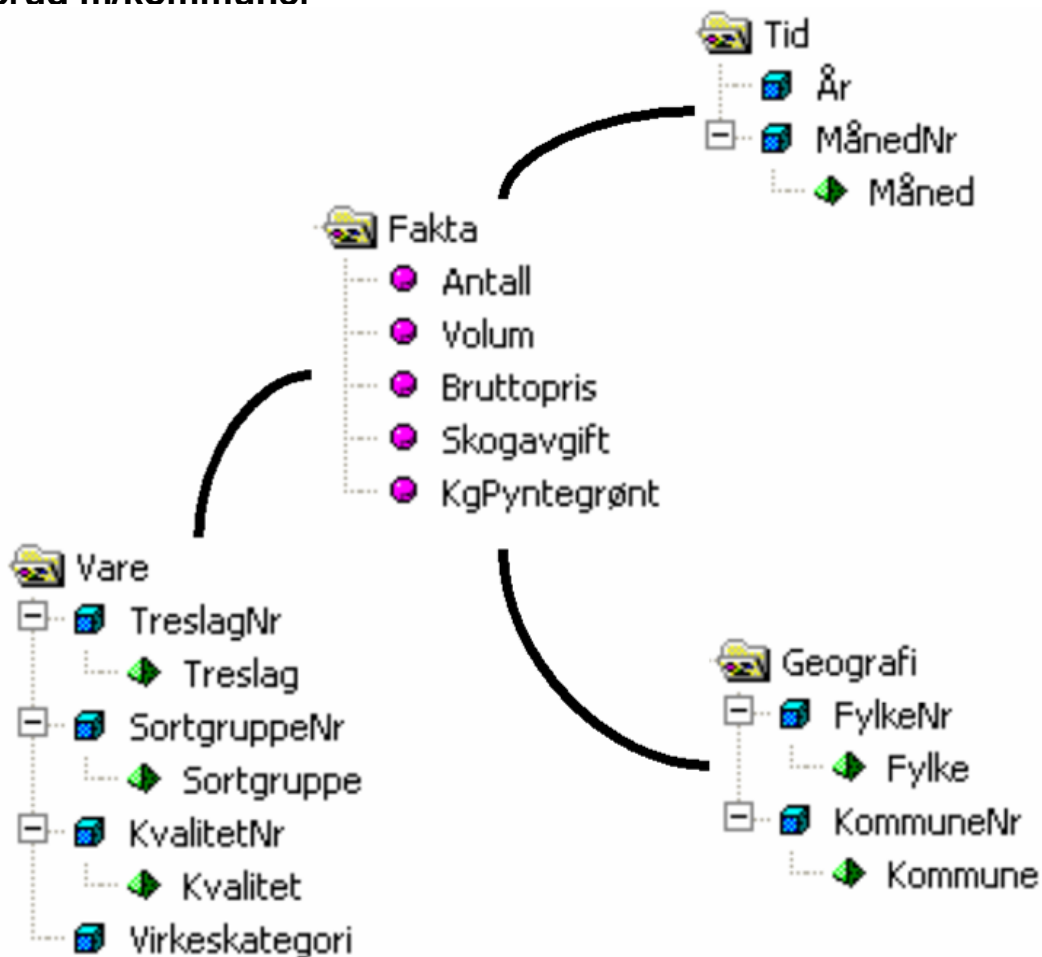


Virkestatistikk fra SKOG-DATA AS

Buskerud m/kommuner



Dataene i rapporten er hentet fra databasen som inneholder virkesdata med tilhørende innbetalinger av skogavgift. Rapporten er laget med Business Objects, som er sluttbrukerverktøyet i Skog-Data sine nye datavarehus-løsninger. Business Objects er ett meget sterkt rapportverktøy som kan presentere store mengder data effektivt.

Rapportene kan lastes ned fra www.skogdata.no/statistikk

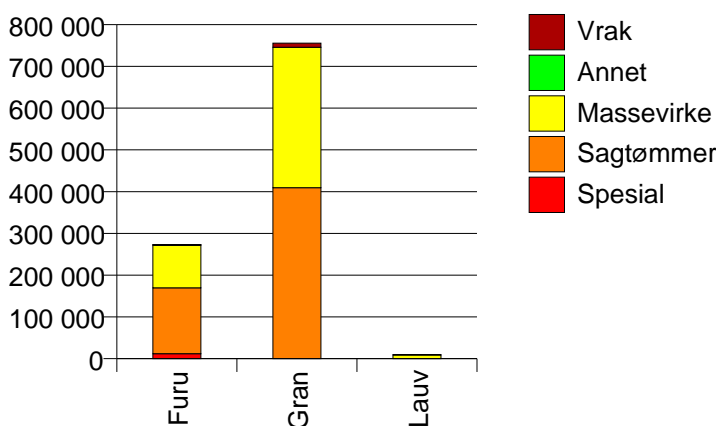
For mer informasjon, kontakt: alexanderh@skogdata.no

Buskerud

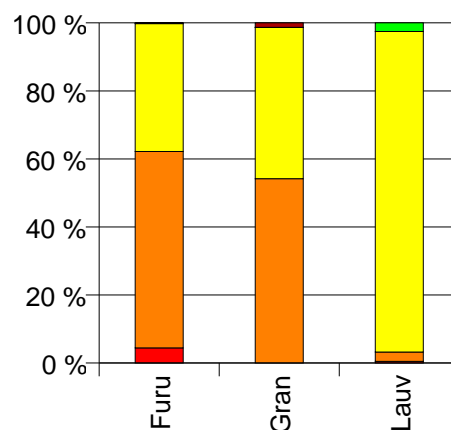
Volum

	Spesial	Sagtømmer	Massevirke	Annet	Vrak	Sum:
Furu	12 092	157 539	102 534	308	263	272 736
Gran	77	409 372	335 984	193	9 989	755 615
Lauv	45	261	8 889	238		9 433
Sum:	12 214	567 172	447 407	739	10 252	1 037 784

Volum (kbm)



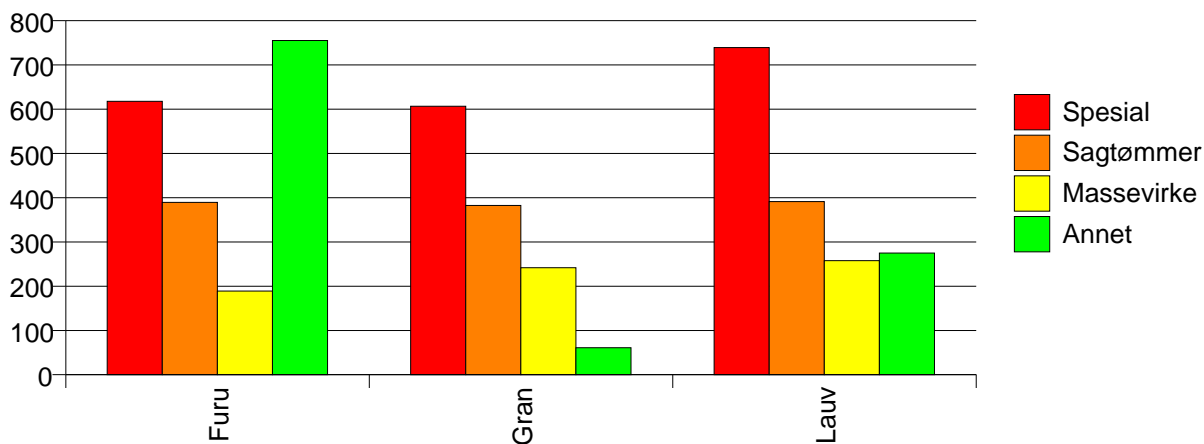
Volum (prosentfordelt)



Gjennomsnittspris (kr/kbm)

	Spesial	Sagtømmer	Massevirke	Annet	Vrak	Snitt:
Furu	618	389	189	755	0	324
Gran	607	382	242	61	0	315
Lauv	739	391	258	275		264
Snitt:	618	384	230	419	0	317

Gjennomsnittspris (kr/kbm)



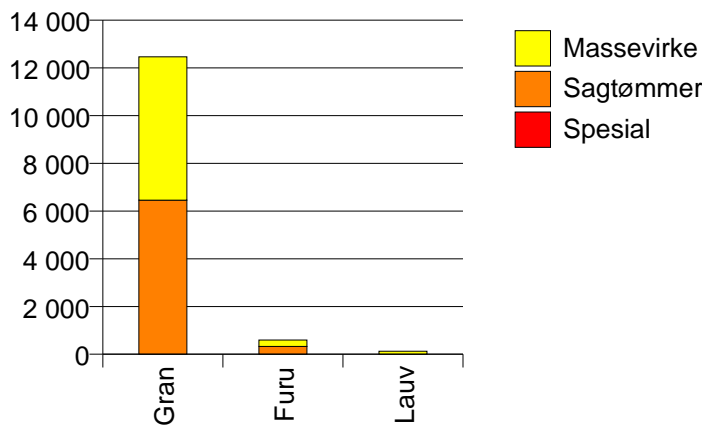


602 DRAMMEN

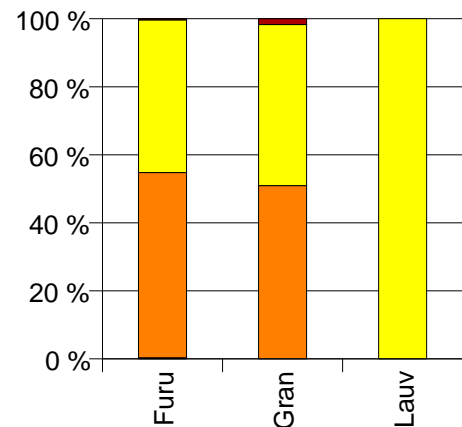
Volum (kbm)

	Spesial	Sagtømmer	Massevirke	Vrak	Sum:
Furu	2	325	268	2	597
Gran		6 458	6 005	215	12 678
Lauv			125		125
Sum:	2	6 783	6 398	217	13 400

Volum (kbm)



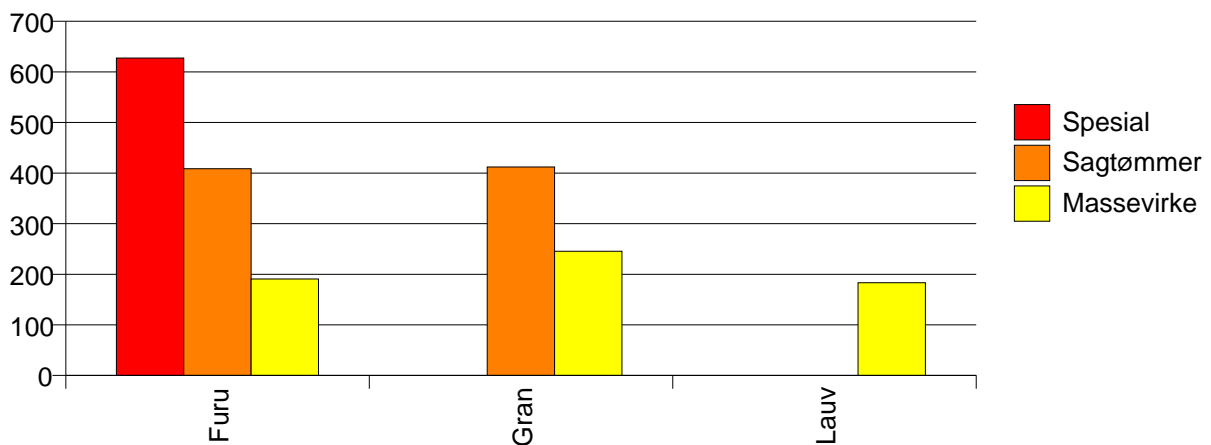
Volum (prosentfordelt)



Gjennomsnittspris (kr/kbm)

	Spesial	Sagtømmer	Massevirke	Vrak	Snitt
Furu	628	409	191	0	310
Gran		412	245	0	326
Lauv			183		183
Snitt	628	412	242	0	324

Gjennomsnittspris (kr/kbm)

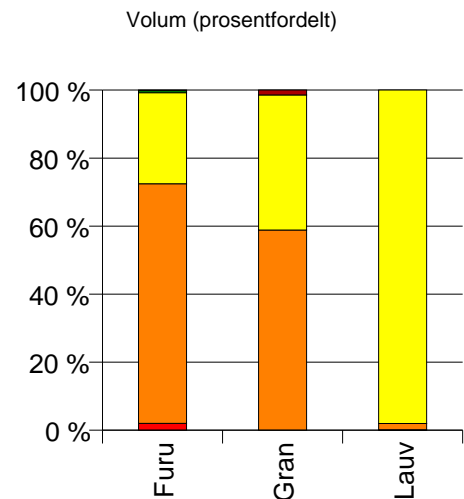
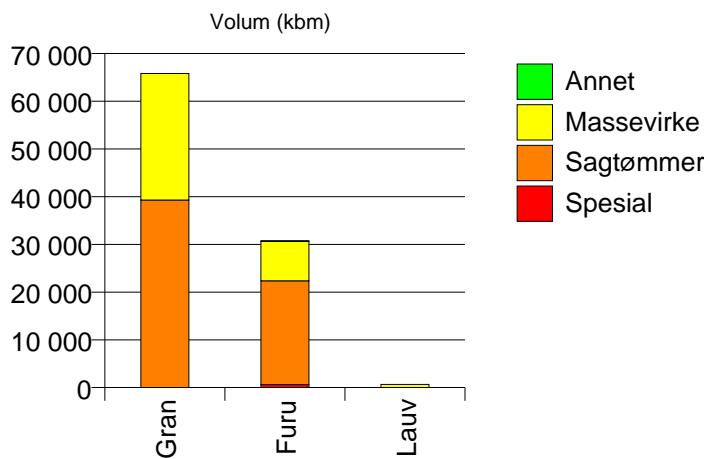




604 KONGSBERG

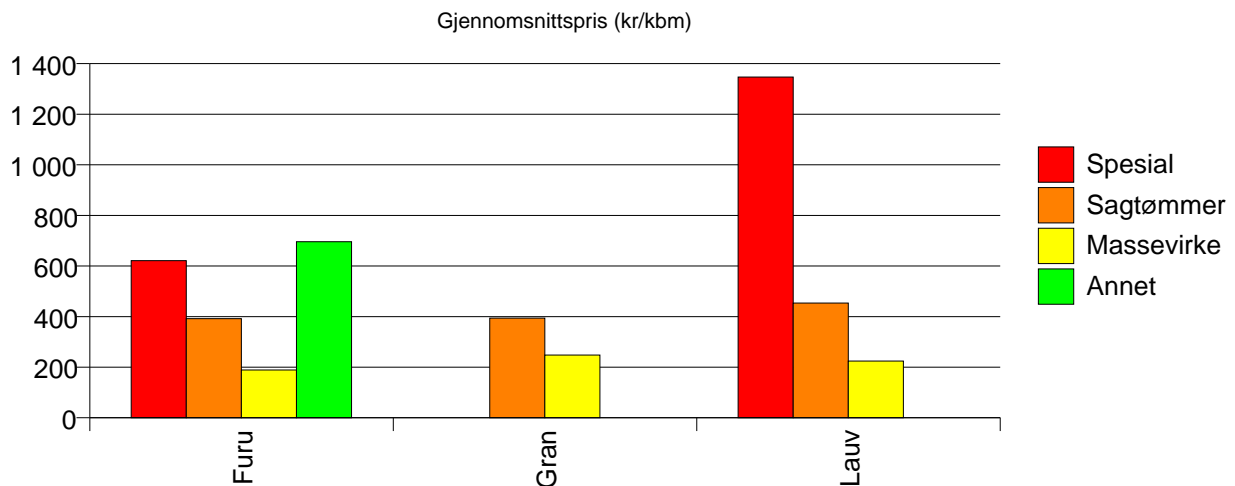
Volum (kbm)

	Spesial	Sagtømmer	Massevirke	Annet	Vrak	Sum:
Furu	624	21 723	8 255	167	72	30 841
Gran		39 289	26 496		960	66 745
Lauv	1	12	644			657
Sum:	625	61 024	35 395	167	1 032	98 243



Gjennomsnittspris (kr/kbm)

	Spesial	Sagtømmer	Massevirke	Annet	Vrak	Snitt
Furu	621	392	189	696	0	343
Gran		394	248		0	330
Lauv	1 347	454	224			230
Snitt	622	393	234	696	0	334

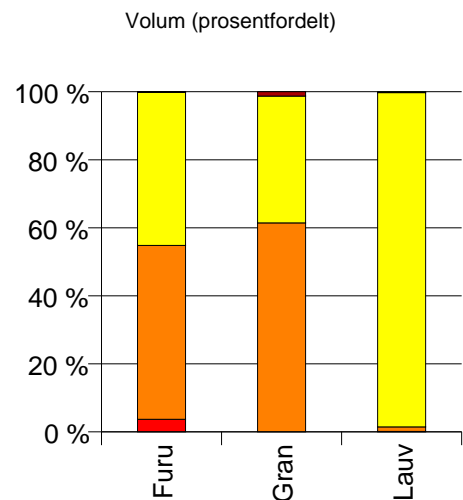
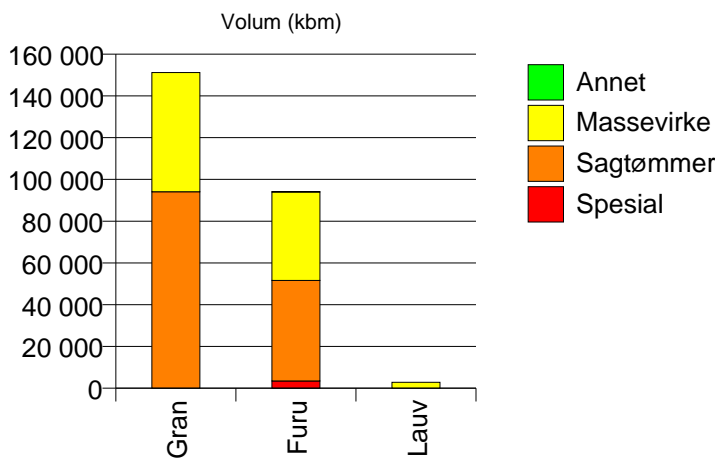




605 RINGERIKE

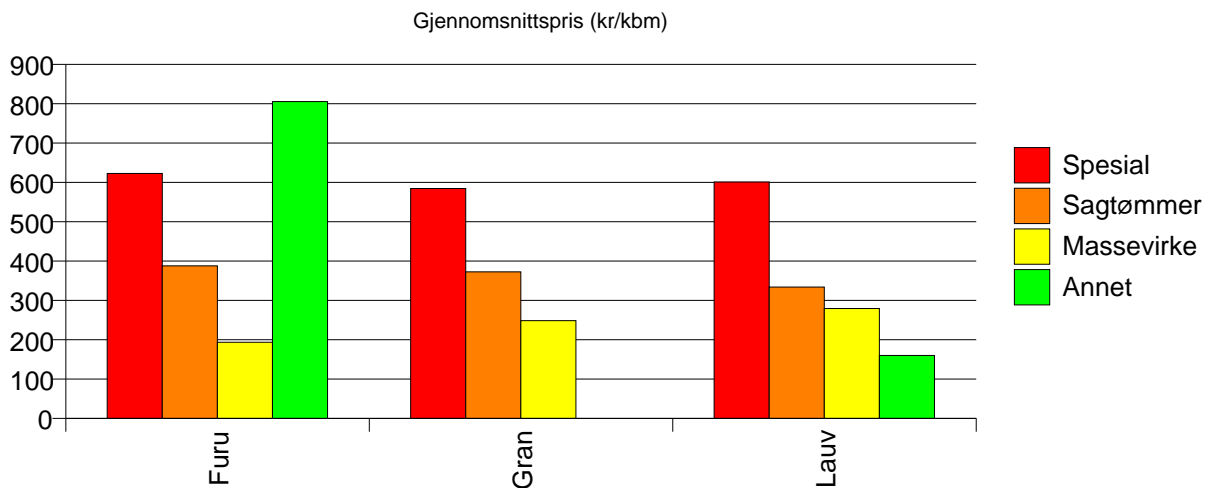
Volum (kbm)

	Spesial	Sagtømmer	Massevirke	Annet	Vrak	Sum:
Furu	3 492	48 129	42 375	105	75	94 176
Gran	4	94 085	57 082		1 971	153 142
Lauv	4	38	2 805	7		2 854
Sum:	3 500	142 252	102 262	112	2 046	250 172



Gjennomsnittspris (kr/kbm)

	Spesial	Sagtømmer	Massevirke	Annet	Vrak	Snitt
Furu	623	388	193	805	0	309
Gran	584	373	249		0	322
Lauv	601	334	280	160		280
Snitt	623	378	227	765	0	316

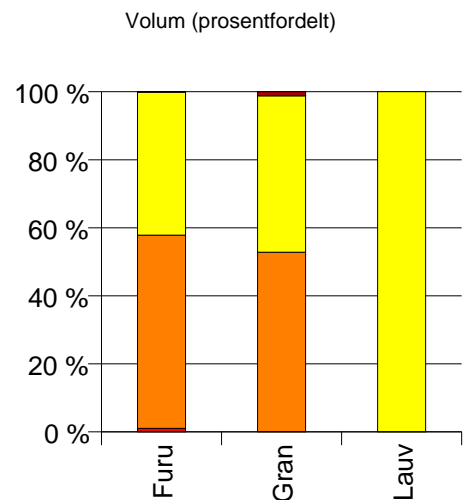
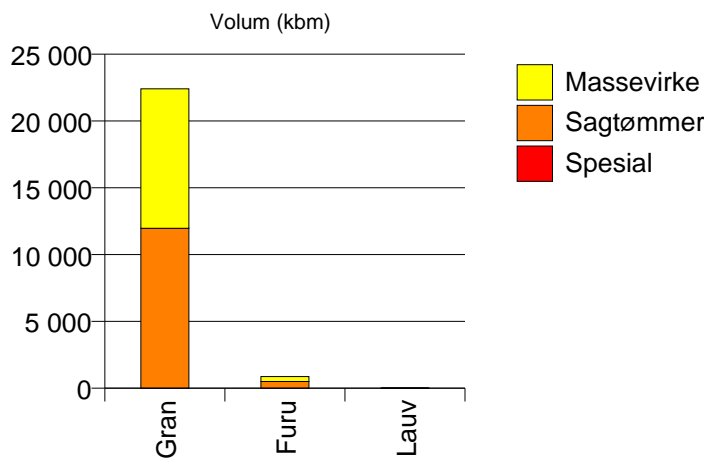




612 HOLE

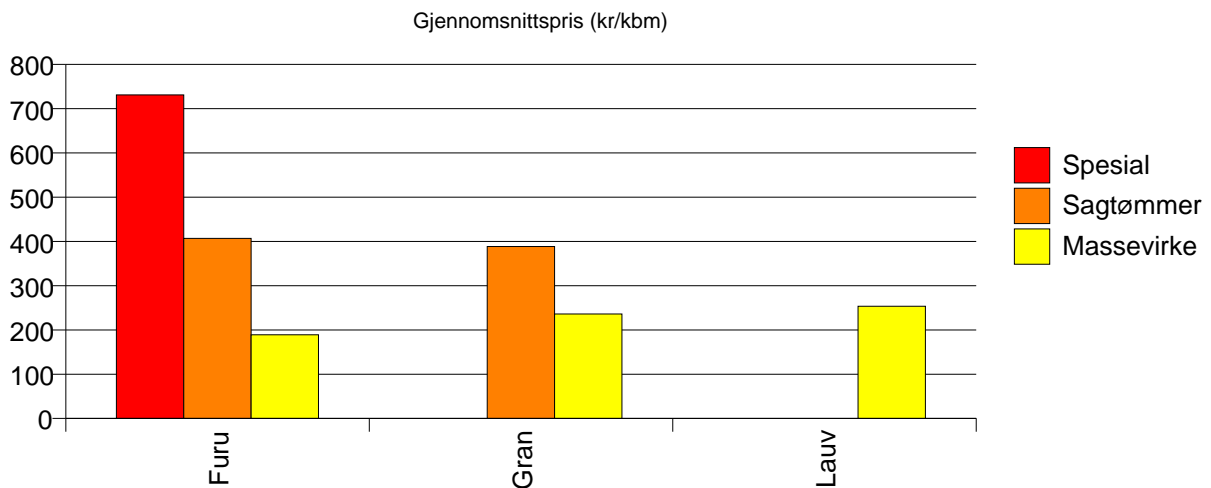
Volum (kbm)

	Spesial	Sagtømmer	Massevirke	Vrak	Sum:
Furu	9	499	369	1	878
Gran		11 970	10 431	268	22 669
Lauv			15		15
Sum:	9	12 469	10 815	269	23 562



Gjennomsnittspris (kr/kbm)

	Spesial	Sagtømmer	Massevirke	Vrak	Snitt
Furu	731	407	189	0	318
Gran		388	236	0	314
Lauv			254		254
Snitt	731	389	234	0	314

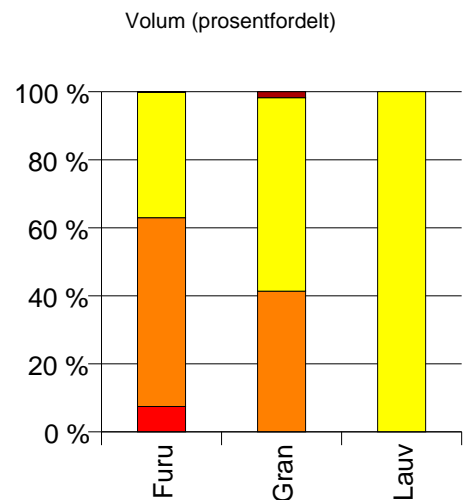
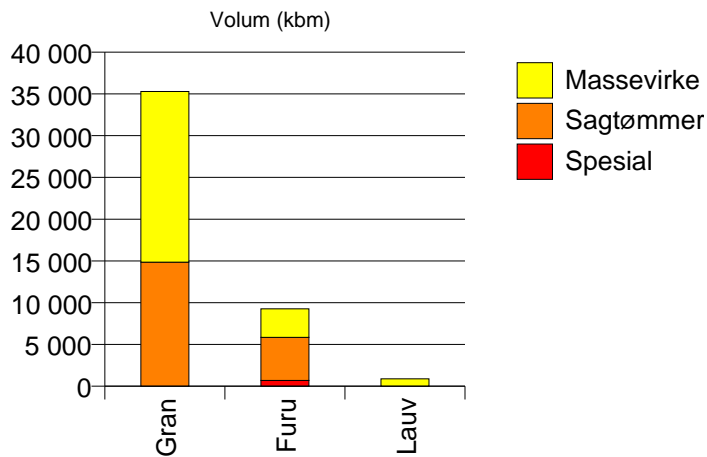




615 FLÅ

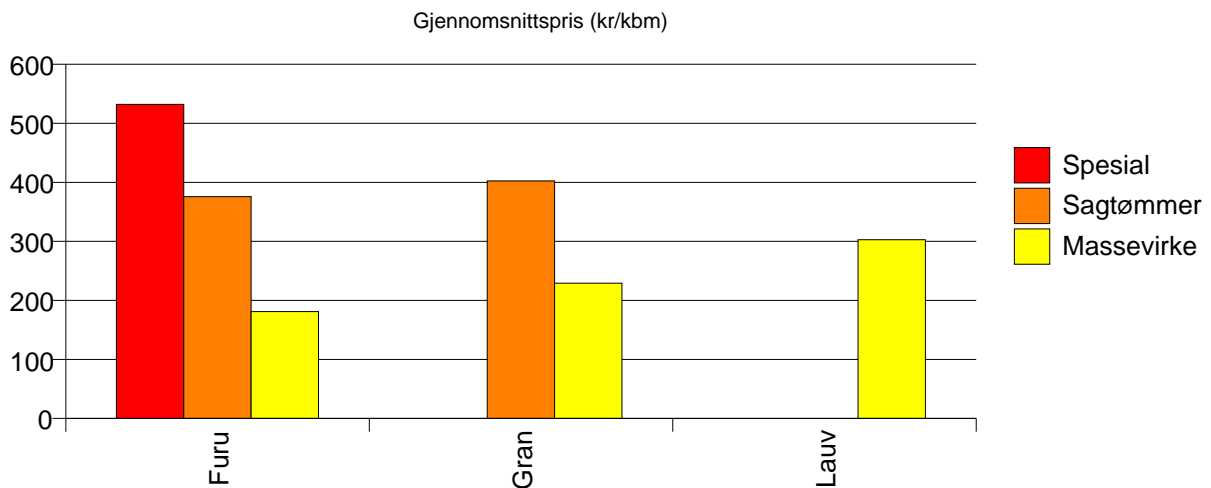
Volum (kbm)

	Spesial	Sagtømmer	Massevirke	Vrak	Sum:
Furu	695	5 153	3 424	12	9 284
Gran		14 852	20 433	624	35 909
Lauv			884		884
Sum:	695	20 005	24 741	636	46 077



Gjennomsnittspris (kr/kbm)

	Spesial	Sagtømmer	Massevirke	Vrak	Snitt
Furu	532	376	181	0	315
Gran		402	229	0	297
Lauv			303		303
Snitt	532	396	225	0	301

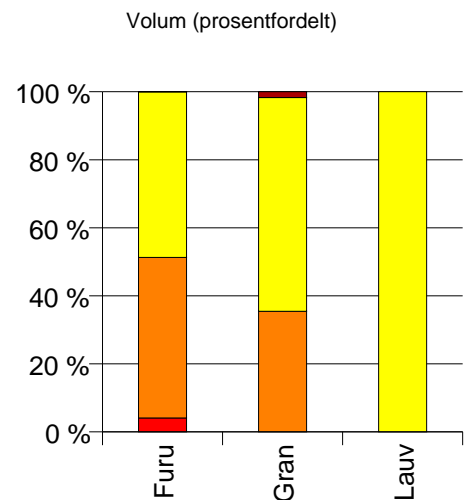
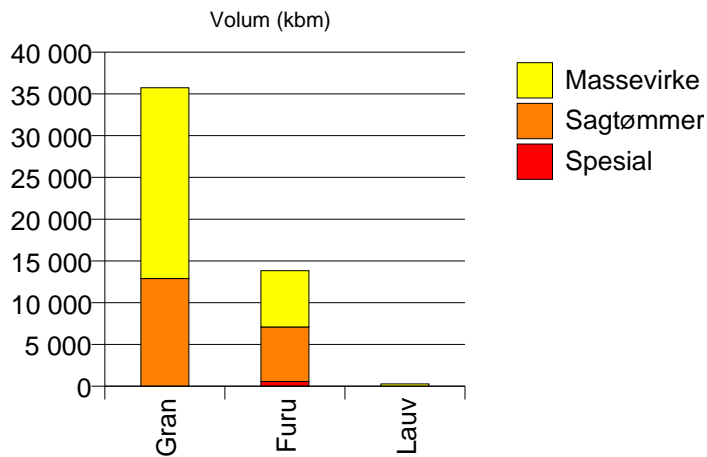




616 NES

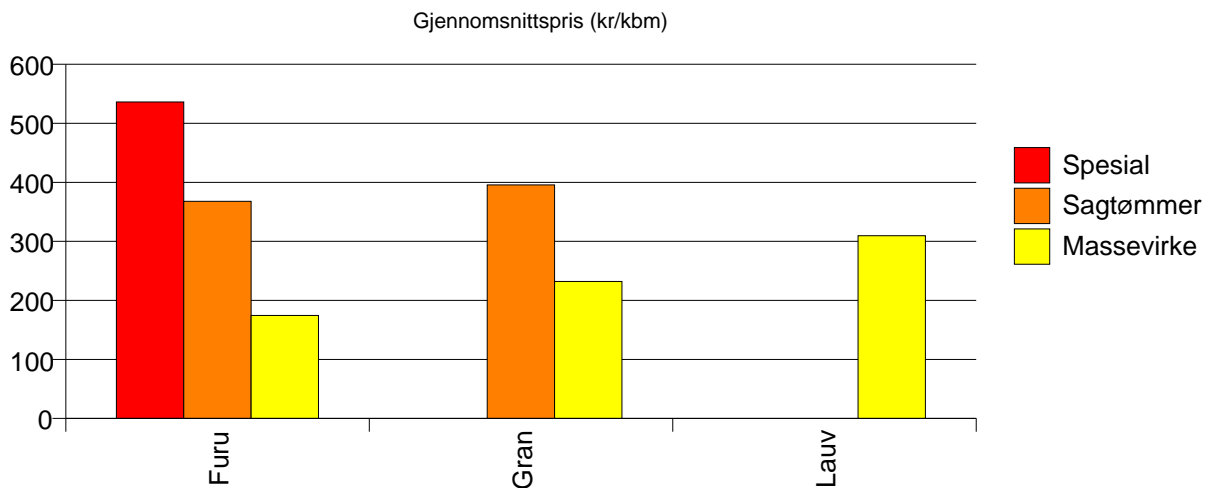
Volum (kbm)

	Spesial	Sagtømmer	Massevirke	Vrak	Sum:
Furu	569	6 530	6 739	4	13 842
Gran		12 889	22 846	615	36 350
Lauv			286		286
Sum:	569	19 419	29 871	619	50 478



Gjennomsnittspris (kr/kbm)

	Spesial	Sagtømmer	Massevirke	Vrak	Snitt
Furu	536	368	174	0	280
Gran		396	232	0	286
Lauv			310		310
Snitt	536	386	220	0	285

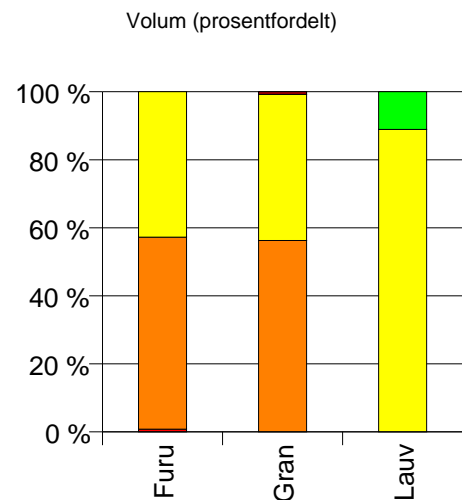
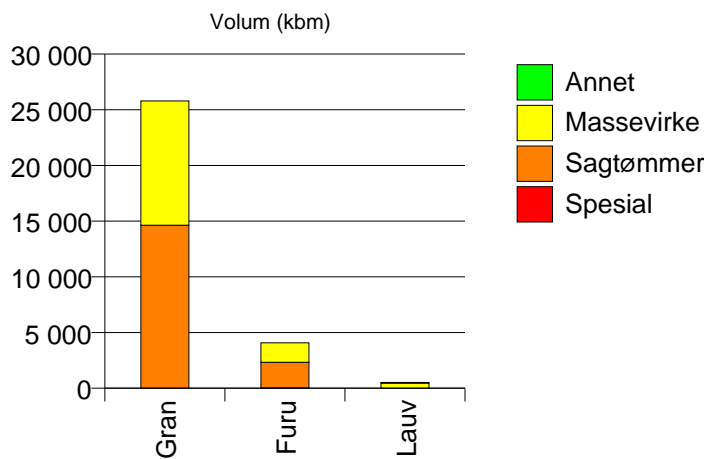




617 GOL

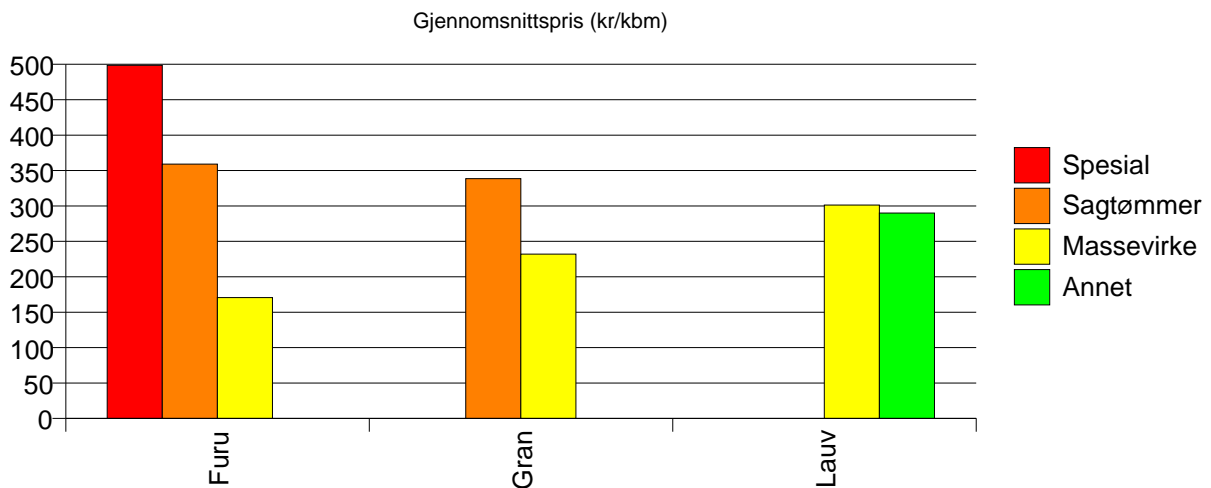
Volum (kbm)

	Spesial	Sagtømmer	Massevirke	Annet	Vrak	Sum:
Furu	32	2 299	1 740			4 071
Gran		14 629	11 159		200	25 988
Lauv			465	58		523
Sum:	32	16 928	13 364	58	200	30 582



Gjennomsnittspris (kr/kbm)

	Spesial	Sagtømmer	Massevirke	Annet	Vrak	Snitt
Furu	499	359	171			280
Gran		338	232		0	290
Lauv			301	290		300
Snitt	499	341	226	290	0	289

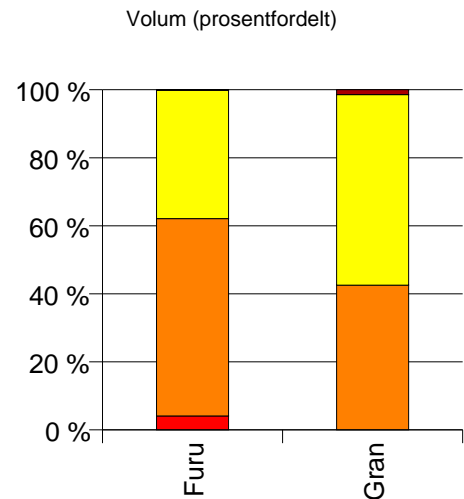
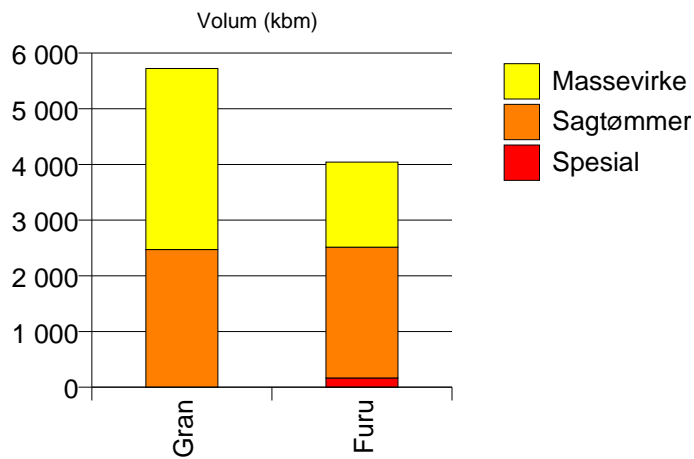




618 HEMSEDAL

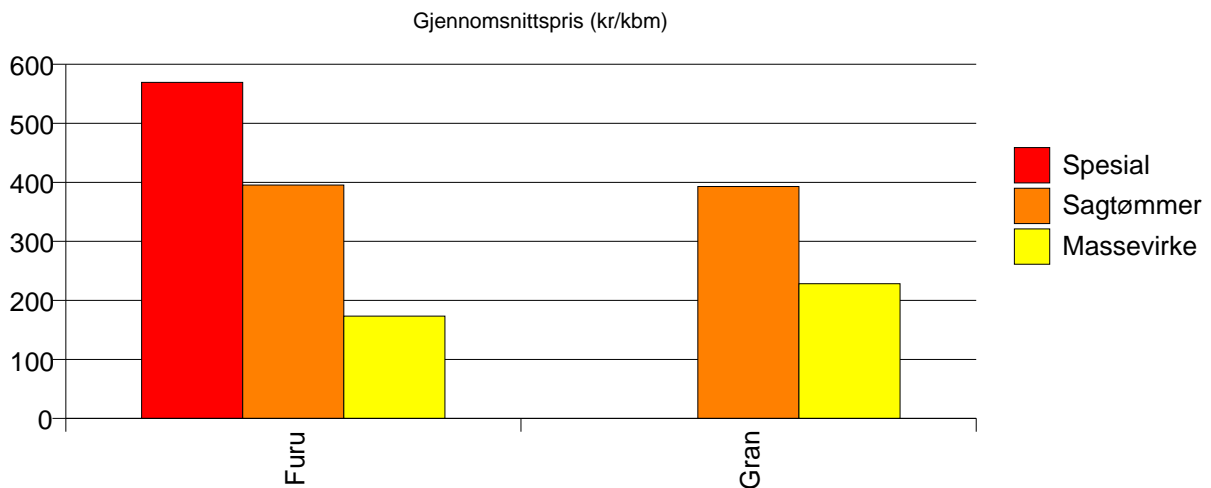
Volum (kbm)

	Spesial	Sagtømmer	Massevirke	Vrak	Sum:
Furu	166	2 349	1 528	5	4 048
Gran		2 471	3 253	84	5 808
Sum:	166	4 820	4 781	89	9 856



Gjennomsnittspris (kr/kbm)

	Spesial	Sagtømmer	Massevirke	Vrak	Snitt
Furu	569	395	173	0	318
Gran		393	228	0	295
Snitt	569	394	211	0	305

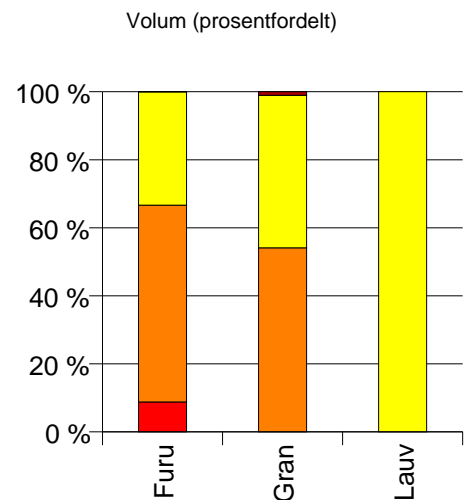
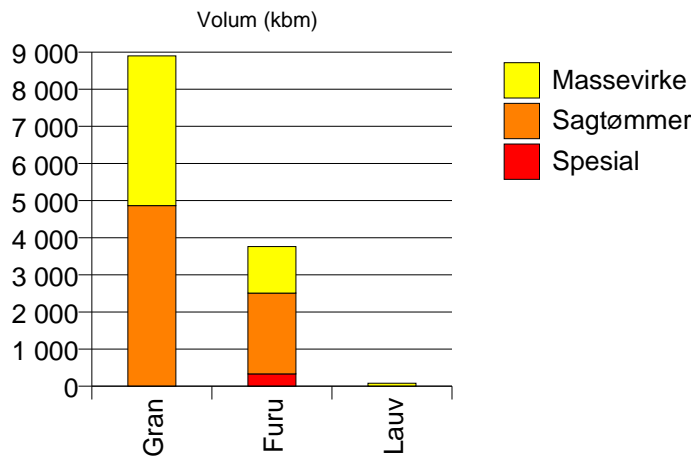




619 ÅL

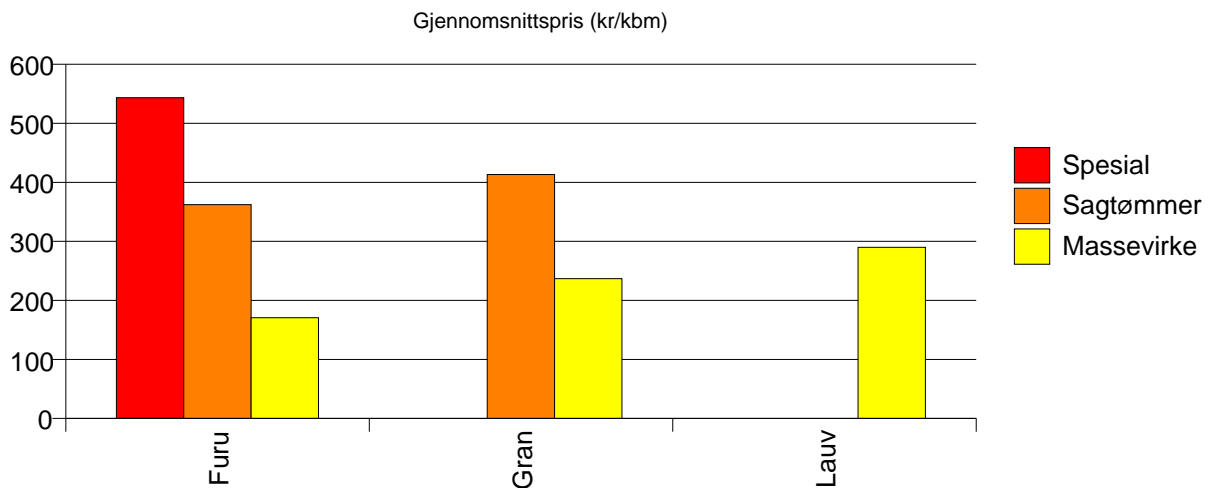
Volum (kbm)

	Spesial	Sagtømmer	Massevirke	Vrak	Sum:
Furu	331	2 178	1 254	1	3 764
Gran		4 866	4 032	92	8 990
Lauv			81		81
Sum:	331	7 044	5 367	93	12 835



Gjennomsnittspris (kr/kbm)

	Spesial	Sagtømmer	Massevirke	Vrak	Snitt
Furu	543	362	171	0	314
Gran		413	237	0	330
Lauv			290		290
Snitt	543	398	222	0	325

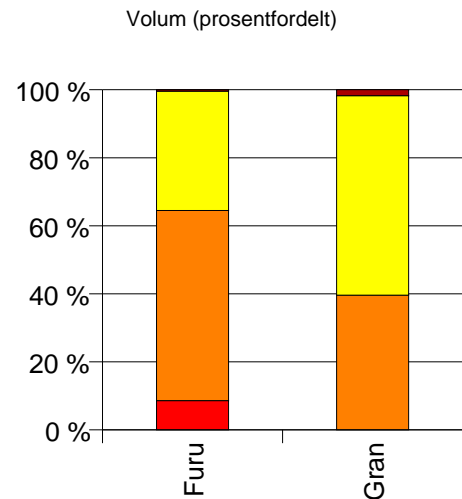
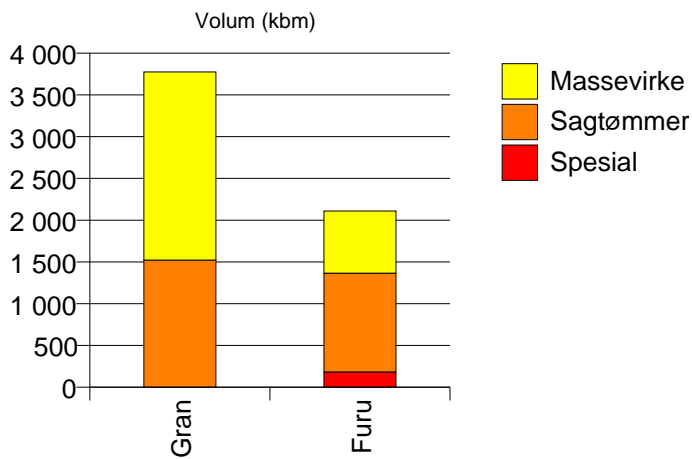




620 HOL

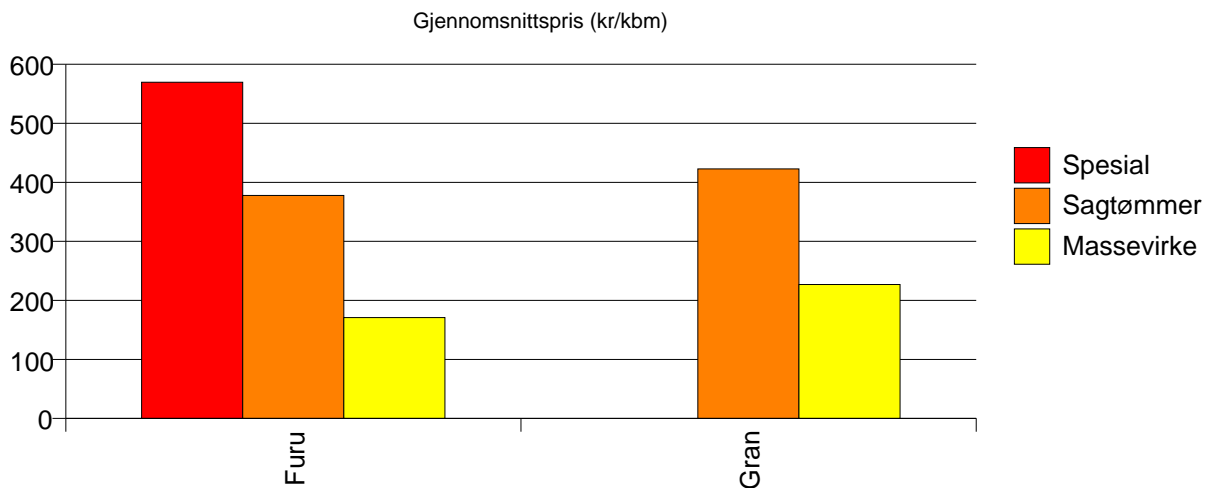
Volum (kbm)

	Spesial	Sagtømmer	Massevirke	Vrak	Sum:
Furu	182	1 184	743	9	2 118
Gran		1 522	2 252	67	3 841
Sum:	182	2 706	2 995	76	5 959



Gjennomsnittspris (kr/kbm)

	Spesial	Sagtømmer	Massevirke	Vrak	Snitt
Furu	570	378	171	0	320
Gran		423	227	0	301
Snitt	570	403	213	0	307

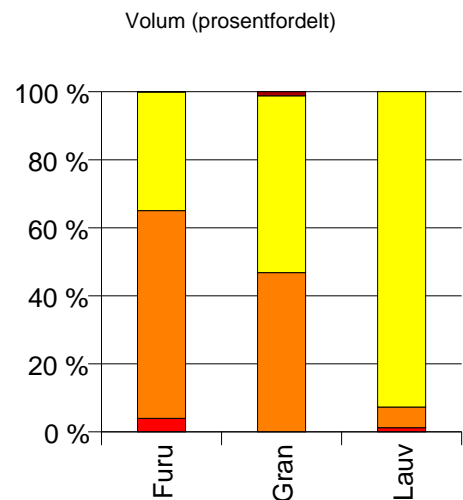
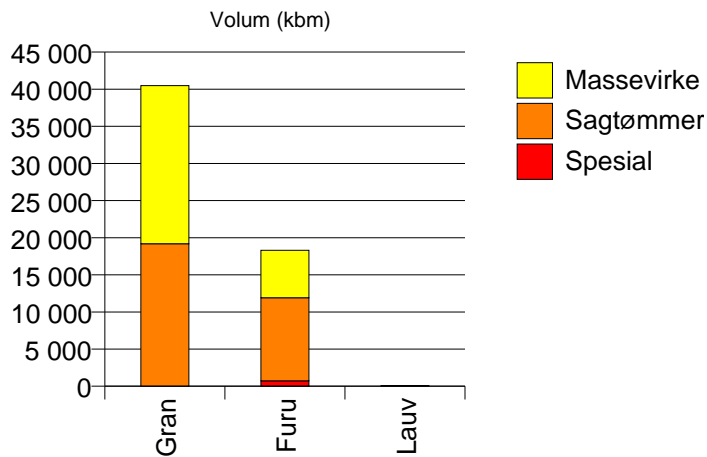




621 SIGDAL

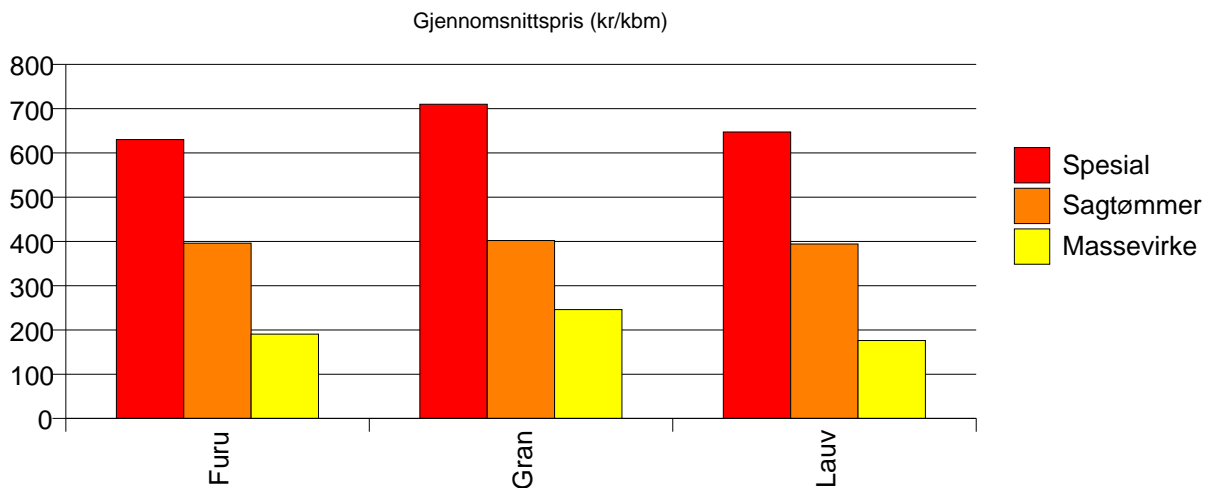
Volum (kbm)

	Spesial	Sagtømmer	Massevirke	Vrak	Sum:
Furu	728	11 192	6 392	8	18 320
Gran	6	19 172	21 300	487	40 965
Lauv	1	5	76		82
Sum:	735	30 369	27 768	495	59 367



Gjennomsnittspris (kr/kbm)

	Spesial	Sagtømmer	Massevirke	Vrak	Snitt
Furu	630	396	191	0	333
Gran	710	402	246	0	316
Lauv	647	394	176		195
Snitt	631	400	233	0	321

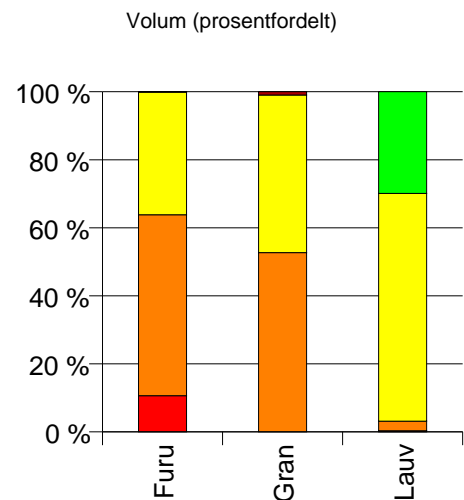
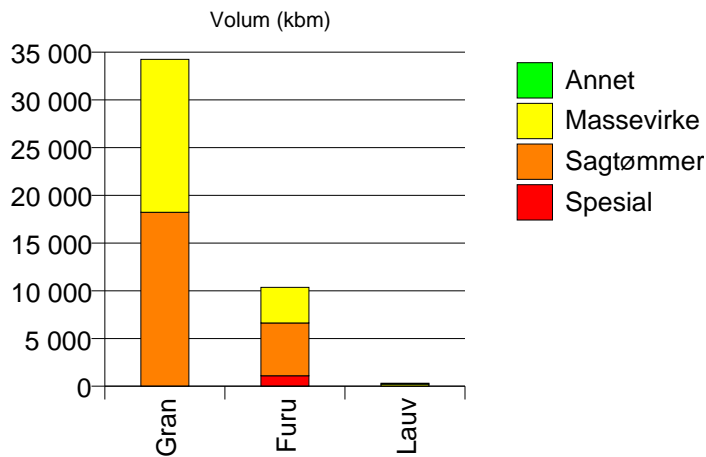




622 KRØDSHERAD

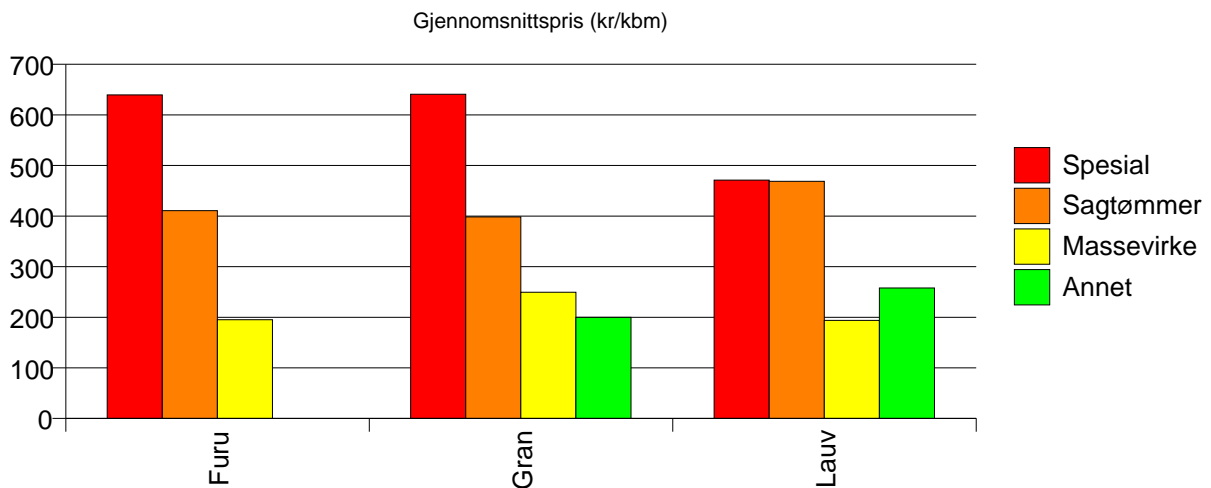
Volum (kbm)

	Spesial	Sagtømmer	Massevirke	Annet	Vrak	Sum:
Furu	1 103	5 519	3 739		12	10 373
Gran	11	18 213	16 019	2	328	34 573
Lauv	1	9	213	95		318
Sum:	1 115	23 741	19 971	97	340	45 264



Gjennomsnittspris (kr/kbm)

	Spesial	Sagtømmer	Massevirke	Annet	Vrak	Snitt
Furu	640	411	195		0	357
Gran	641	398	249	200	0	326
Lauv	471	469	194	258		222
Snitt	639	401	239	257	0	332

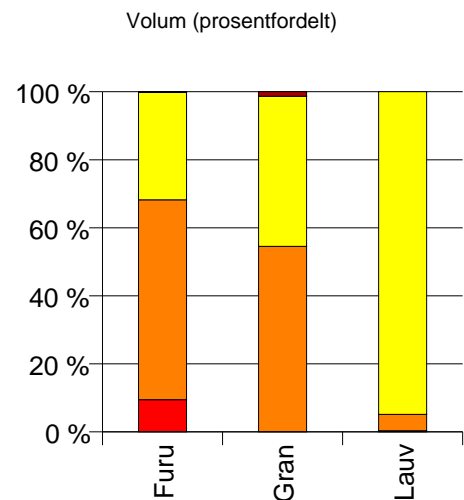
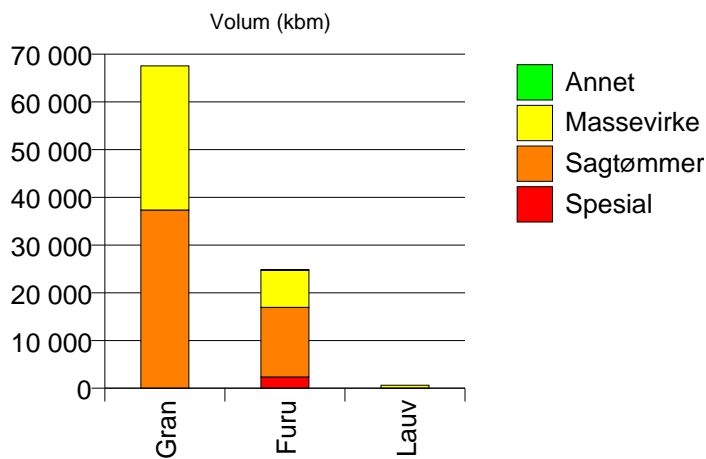




623 MODUM

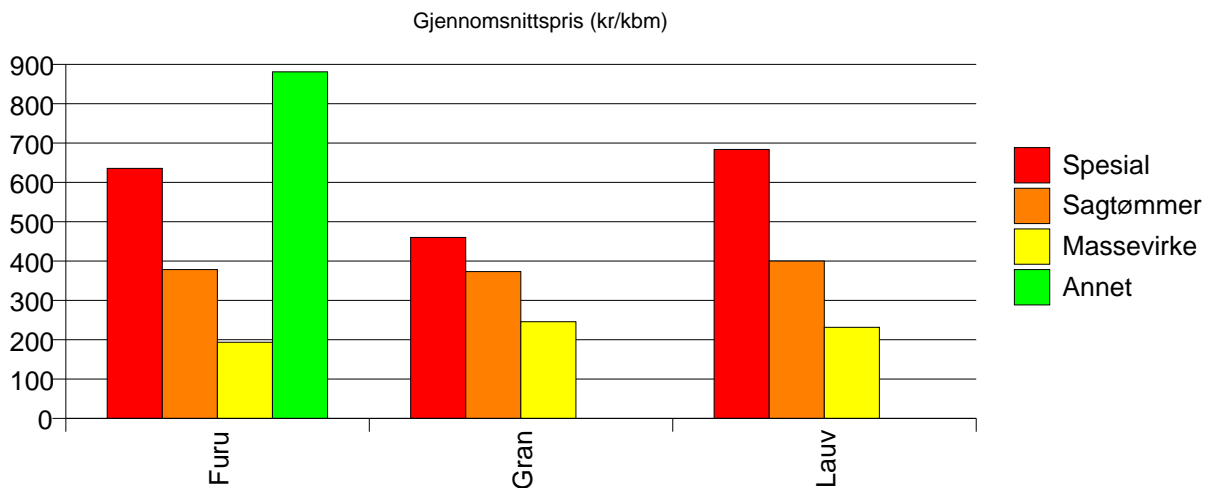
Volum (kbm)

	Spesial	Sagtømmer	Massevirke	Annet	Vrak	Sum:
Furu	2 348	14 585	7 827	36	16	24 812
Gran	15	37 305	30 199		896	68 415
Lauv	2	30	587			619
Sum:	2 365	51 920	38 613	36	912	93 846



Gjennomsnittspris (kr/kbm)

	Spesial	Sagtømmer	Massevirke	Annet	Vrak	Snitt
Furu	635	378	194	881	0	345
Gran	460	373	246		0	312
Lauv	684	400	232			241
Snitt	634	375	235	881	0	320

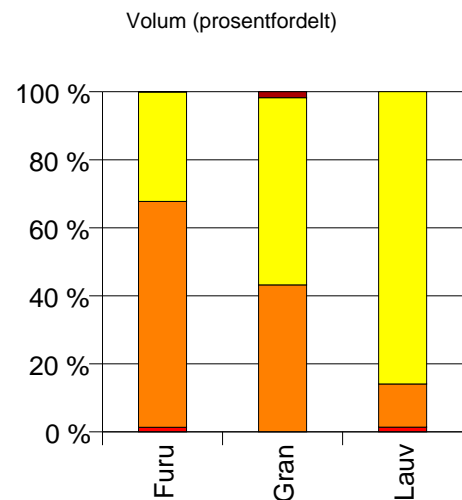
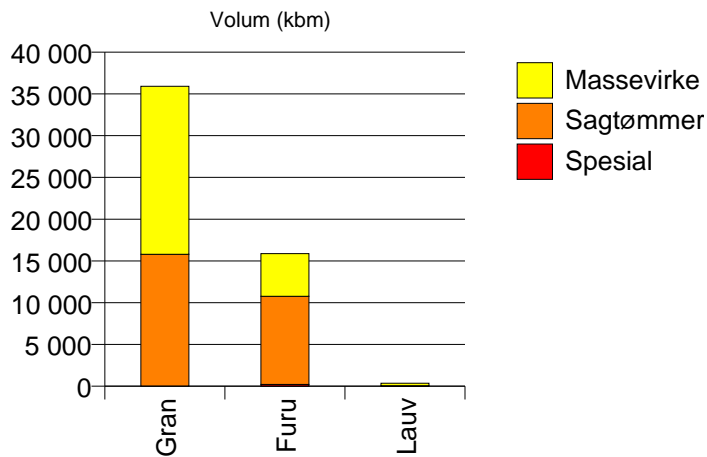




624 ØVRE EIKER

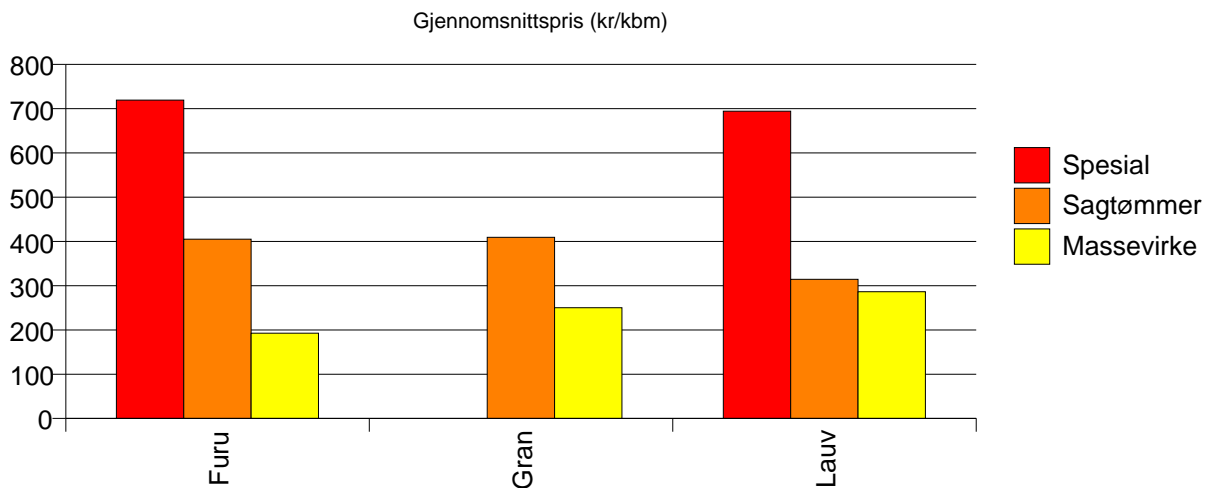
Volum (kbm)

	Spesial	Sagtømmer	Massevirke	Vrak	Sum:
Furu	216	10 545	5 112	8	15 881
Gran		15 798	20 102	644	36 544
Lauv	5	46	311		362
Sum:	221	26 389	25 525	652	52 787



Gjennomsnittspris (kr/kbm)

	Spesial	Sagtømmer	Massevirke	Vrak	Snitt
Furu	719	405	192	0	341
Gran		409	250	0	314
Lauv	694	314	286		295
Snitt	719	407	239	0	322

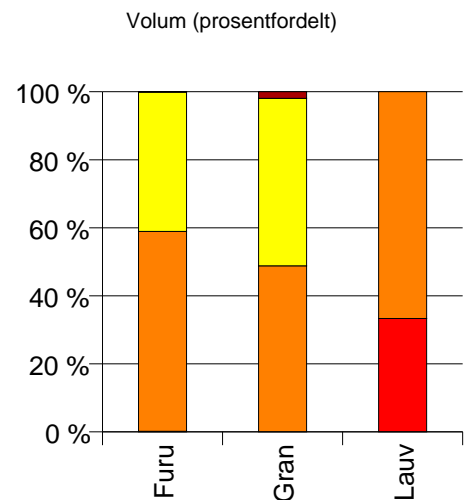
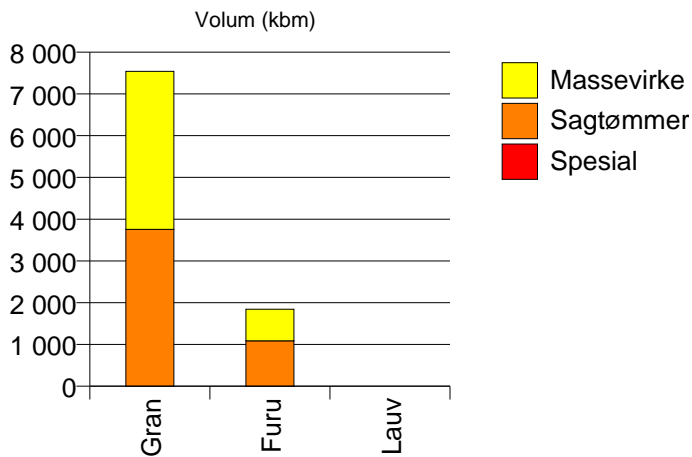




625 NEDRE EIKER

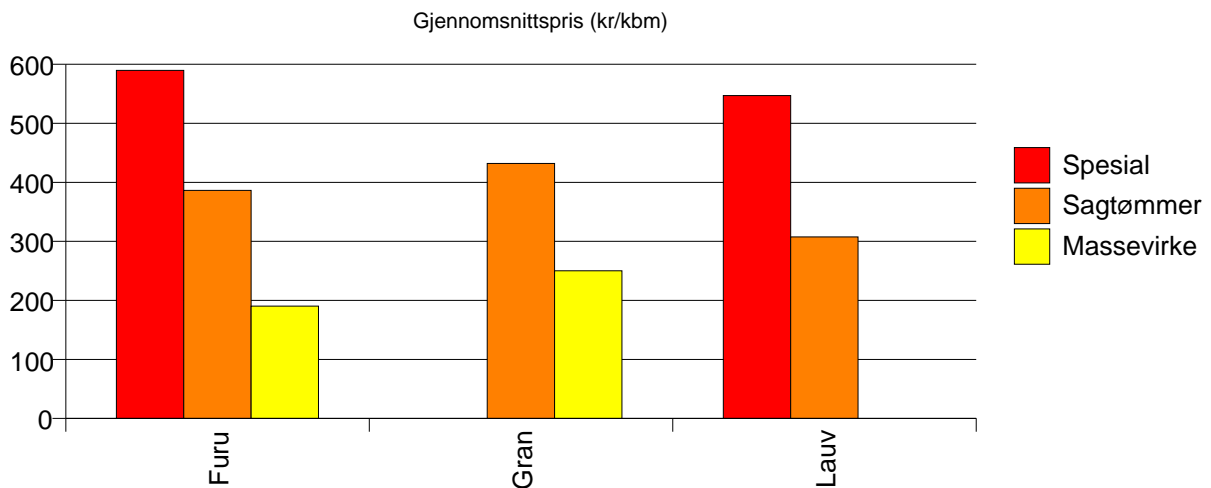
Volum (kbm)

	Spesial	Sagtømmer	Massevirke	Vrak	Sum:
Furu	3	1 084	755	2	1 844
Gran		3 755	3 785	148	7 688
Lauv	1	2			3
Sum:	4	4 841	4 540	150	9 535



Gjennomsnittspris (kr/kbm)

	Spesial	Sagtømmer	Massevirke	Vrak	Snitt
Furu	590	386	190	0	306
Gran		432	250	0	334
Lauv	547	308			387
Snitt	579	422	240	0	329

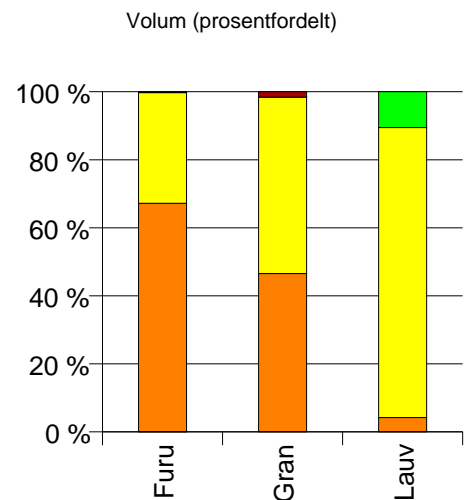
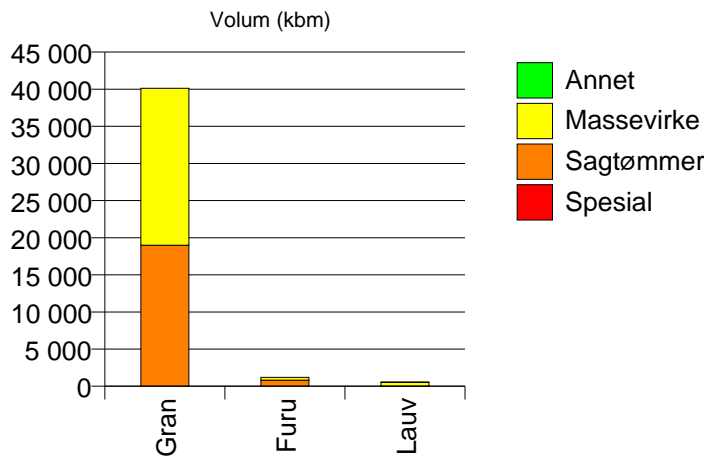




626 LIER

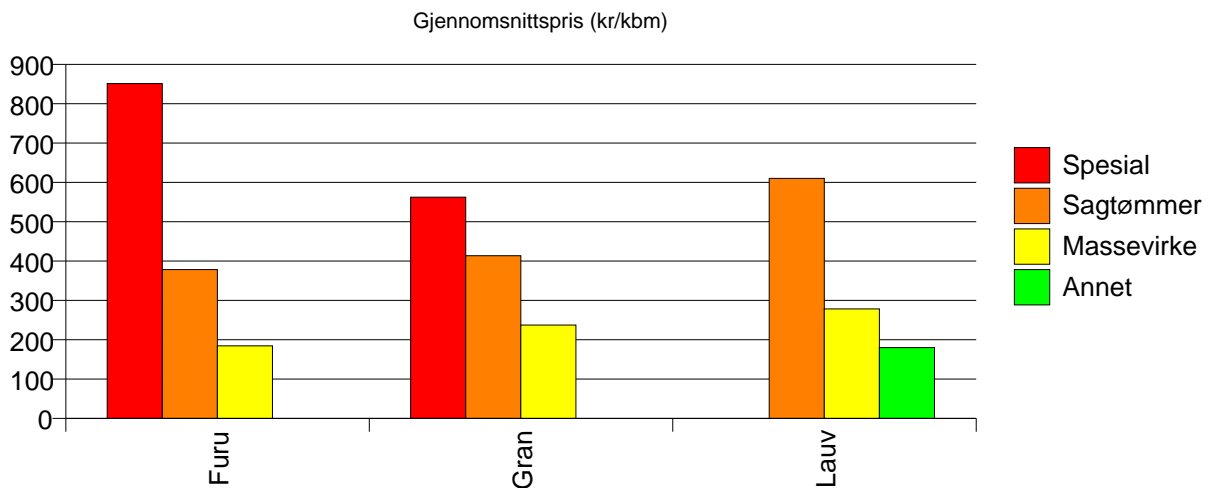
Volum (kbm)

	Spesial	Sagtømmer	Massevirke	Annet	Vrak	Sum:
Furu	1	808	392		3	1 204
Gran	10	18 972	21 142		646	40 770
Lauv		24	487	60		571
Sum:	11	19 804	22 021	60	649	42 545



Gjennomsnittspris (kr/kbm)

	Spesial	Sagtømmer	Massevirke	Annet	Vrak	Snitt
Furu	851	378	185		0	315
Gran	562	414	237		0	316
Lauv		610	278	180		282
Snitt	589	412	237	180	0	315

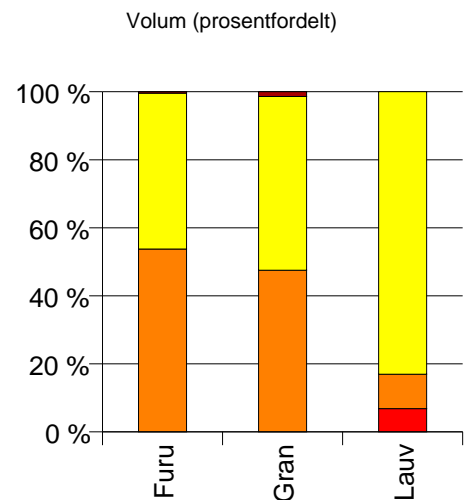
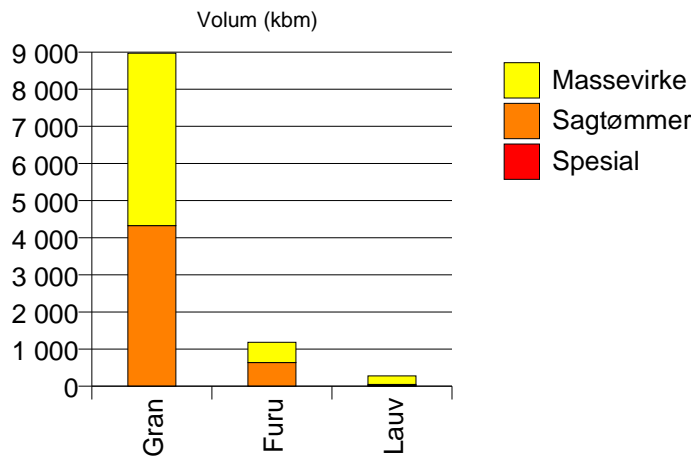




627 RØYKEN

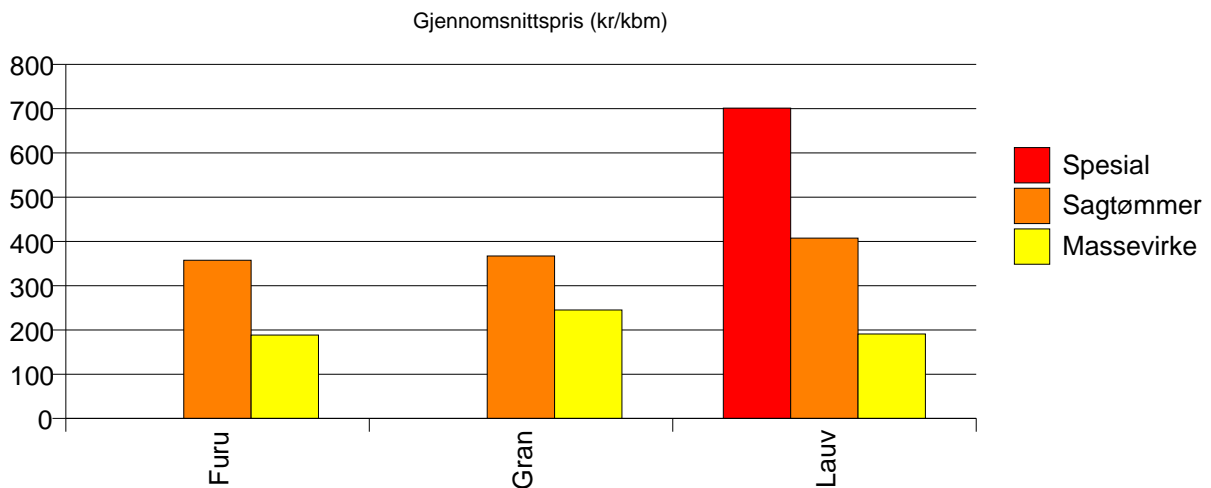
Volum (kbm)

	Spesial	Sagtømmer	Massevirke	Vrak	Sum:
Furu		638	544	5	1 187
Gran		4 325	4 643	128	9 096
Lauv	19	28	230		277
Sum:	19	4 991	5 417	133	10 560



Gjennomsnittspris (kr/kbm)

	Spesial	Sagtømmer	Massevirke	Vrak	Snitt
Furu		357	188	0	278
Gran		367	245	0	300
Lauv	701	407	191		248
Snitt	701	366	237	0	296

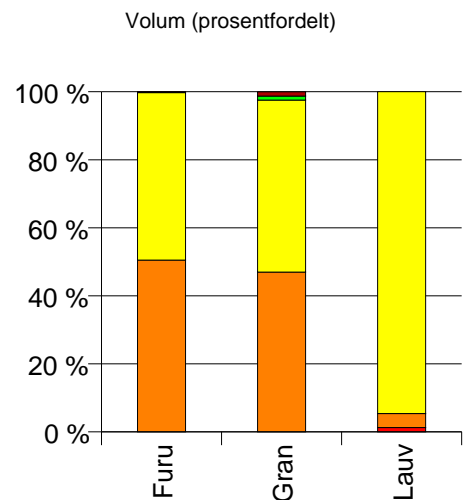
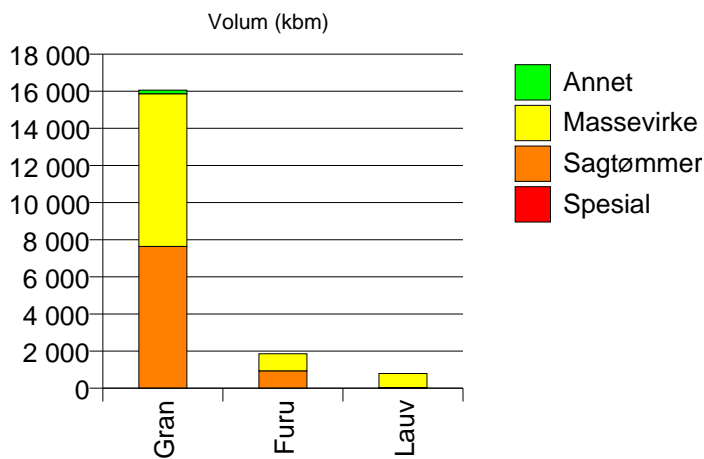




628 HURUM

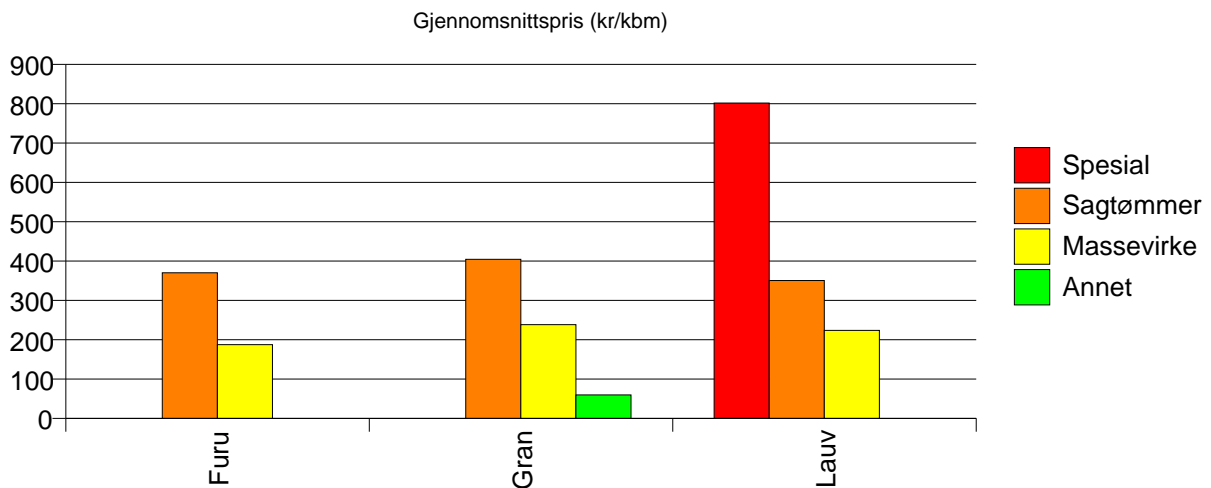
Volum (kbm)

	Spesial	Sagtømmer	Massevirke	Annet	Vrak	Sum:
Furu		939	915		5	1 859
Gran		7 640	8 224	191	210	16 265
Lauv	10	33	753			796
Sum:	10	8 612	9 892	191	215	18 920



Gjennomsnittspris (kr/kbm)

	Spesial	Sagtømmer	Massevirke	Annet	Vrak	Snitt
Furu		370	188		0	279
Gran		405	238	60	0	311
Lauv	802	351	224			236
Snitt	802	401	233	60	0	305

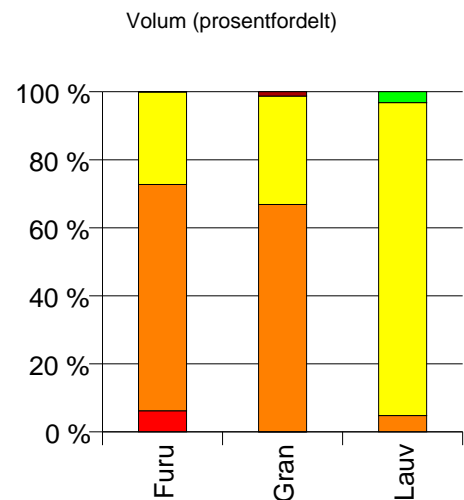
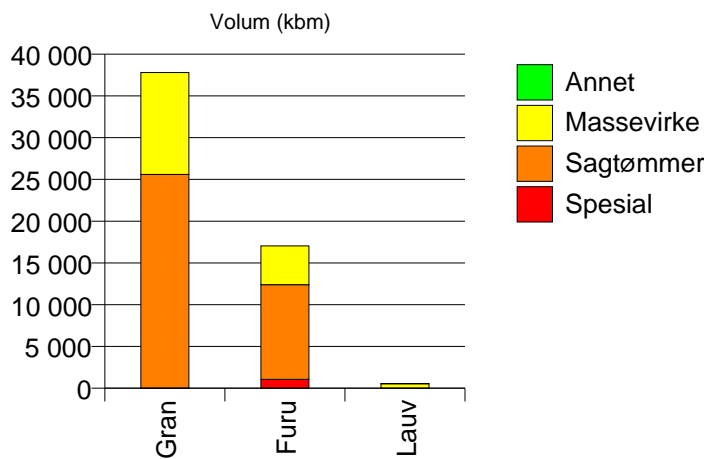




631 FLESBERG

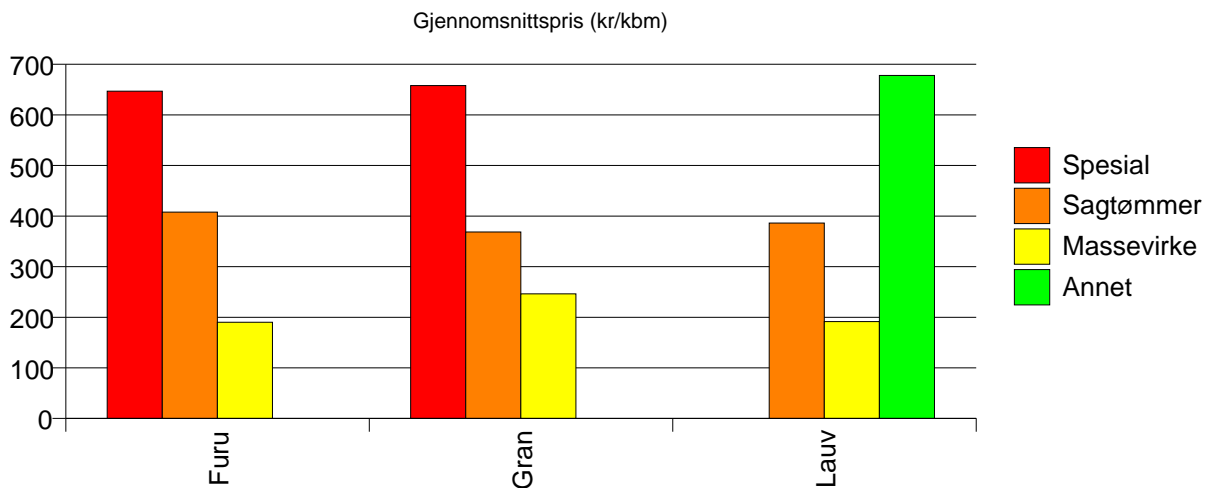
Volum (kbm)

	Spesial	Sagtømmer	Massevirke	Annet	Vrak	Sum:
Furu	1 060	11 335	4 640		10	17 045
Gran	19	25 572	12 199		487	38 277
Lauv	0	27	515	18		560
Sum:	1 079	36 934	17 354	18	497	55 882



Gjennomsnittspris (kr/kbm)

	Spesial	Sagtømmer	Massevirke	Annet	Vrak	Snitt
Furu	647	408	190		0	363
Gran	658	369	246		0	325
Lauv	#DIV/0	386	192	678		218
Snitt	648	381	230	678	0	336

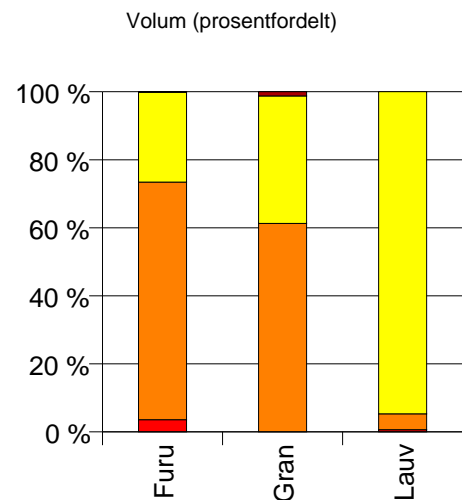
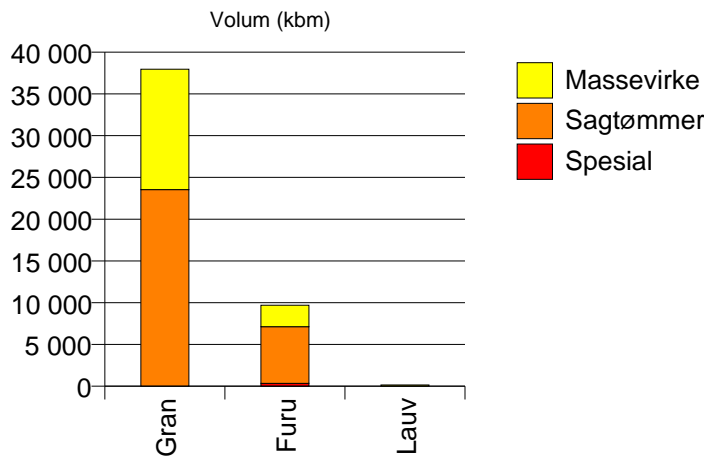




632 ROLLAG

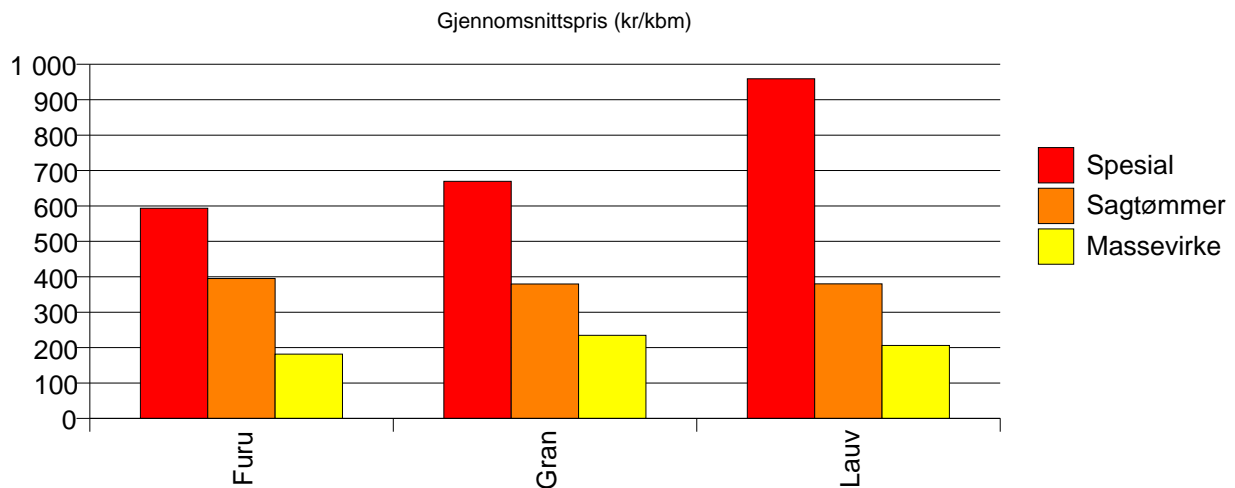
Volum (kbm)

	Spesial	Sagtømmer	Massevirke	Vrak	Sum:
Furu	349	6 780	2 569	8	9 706
Gran	12	23 531	14 410	471	38 424
Lauv	1	7	143		151
Sum:	362	30 318	17 122	479	48 281



Gjennomsnittspris (kr/kbm)

	Spesial	Sagtømmer	Massevirke	Vrak	Snitt
Furu	593	395	182	0	345
Gran	670	380	235	0	321
Lauv	959	380	206		219
Snitt	597	383	227	0	326

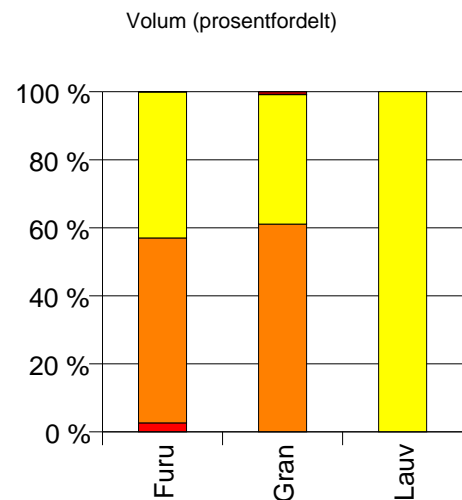
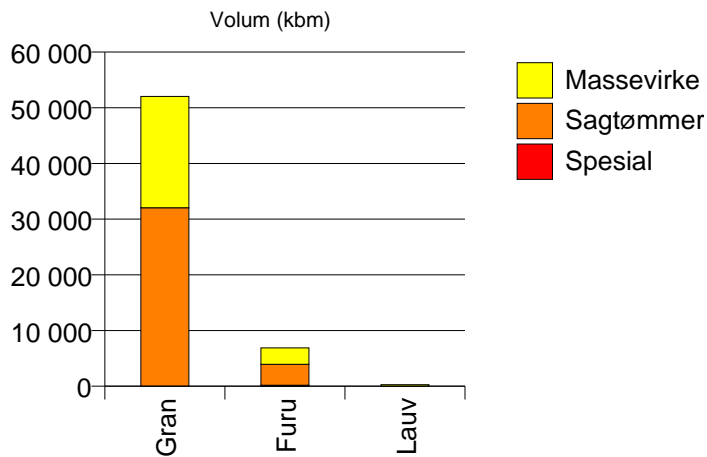




633 NORE OG UVDAL

Volum (kbm)

	Spesial	Sagtømmer	Massevirke	Vrak	Sum:
Furu	182	3 745	2 954	5	6 886
Gran		32 058	19 972	448	52 478
Lauv			269		269
Sum:	182	35 803	23 195	453	59 633



Gjennomsnittspris (kr/kbm)

	Spesial	Sagtømmer	Massevirke	Vrak	Snitt
Furu	673	372	175	0	295
Gran		350	232	0	302
Lauv			221		221
Snitt	673	352	225	0	301

