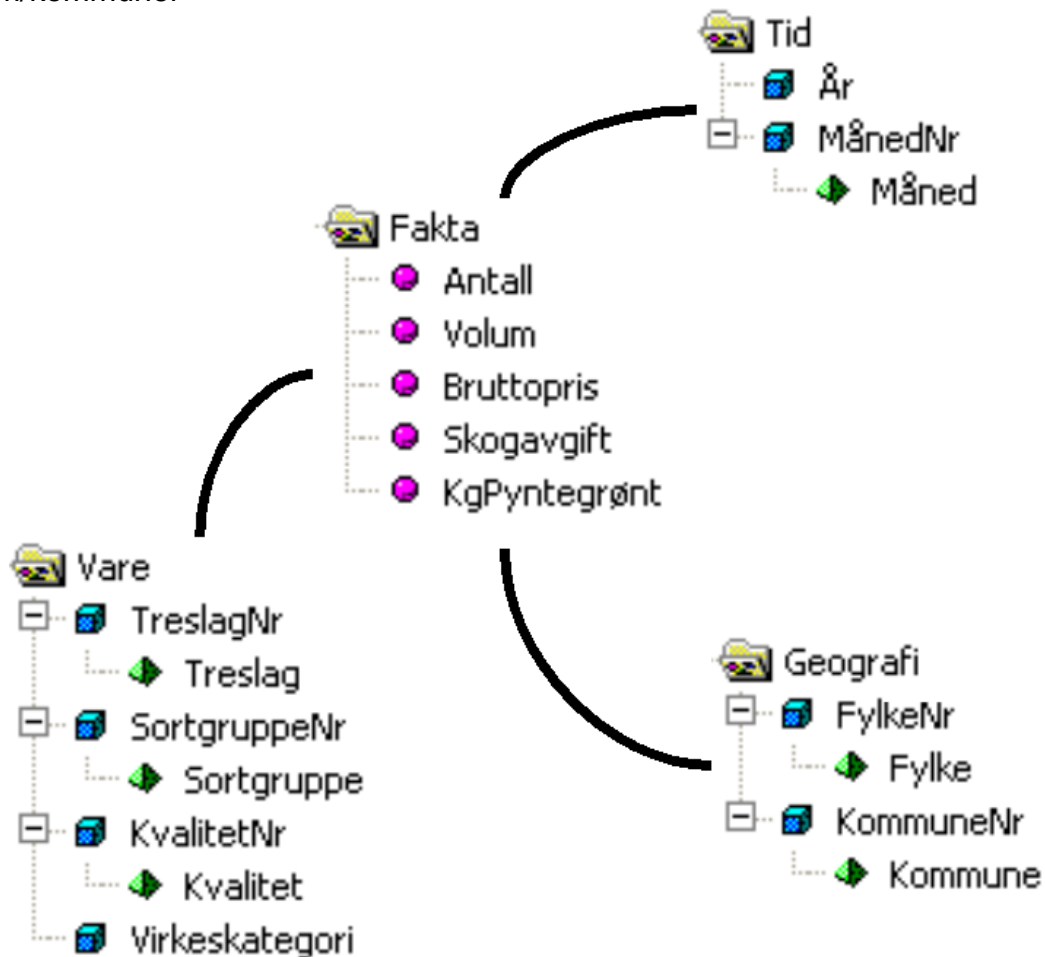


Virkestatistikk fra SKOG-DATA AS

m/kommuner



Dataene i rapporten er hentet fra databasen som inneholder virkesdata med tilhørende innbetalinger av skogavgift. Rapporten er laget med Business Objects, som er sluttbrukerverktøyet i Skog-Data sine nye datavarehus-løsninger. Business Objects er ett meget sterkt rapportverktøy som kan presentere store mengder data effektivt.

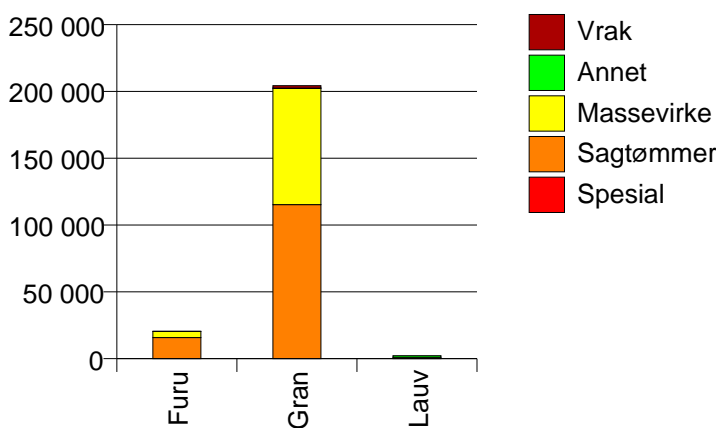
Rapportene kan lastes ned fra www.skogdata.no/statistikk

For mer informasjon, kontakt: alexanderh@skogdata.no

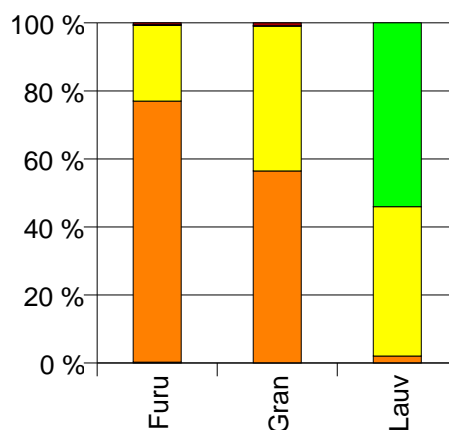
Volum

	Spesial	Sagtømmer	Massevirke	Annet	Vrak	Sum:
Furu	50	15 763	4 569	41	110	20 533
Gran		115 293	87 058	112	1 749	204 212
Lauv		46	986	1 213		2 245
Sum:	50	131 102	92 613	1 366	1 859	226 990

Volum (kbm)



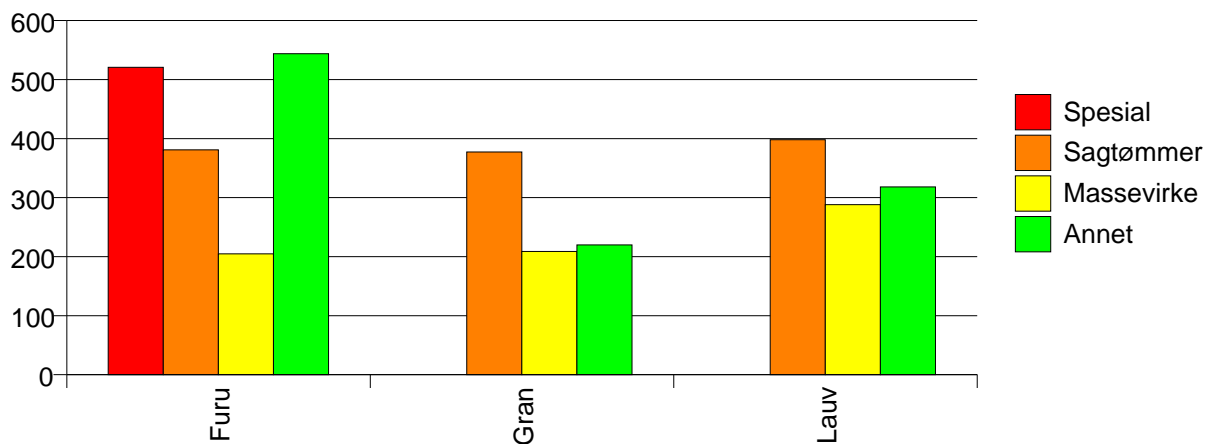
Volum (prosentfordelt)



Gjennomsnittspris (kr/kbm)

	Spesial	Sagtømmer	Massevirke	Annet	Vrak	Snitt:
Furu	521	381	205	544	14	340
Gran		377	209	220	0	302
Lauv		398	288	318		307
Snitt:	521	378	210	317	1	306

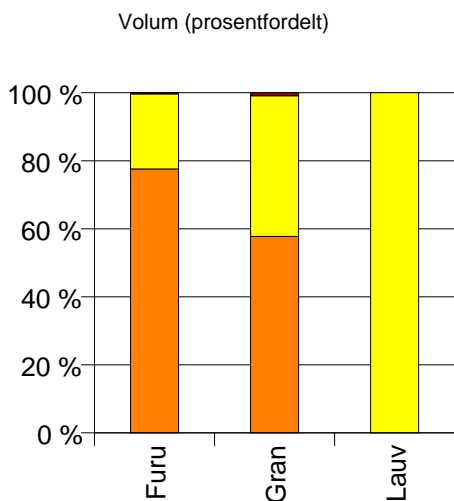
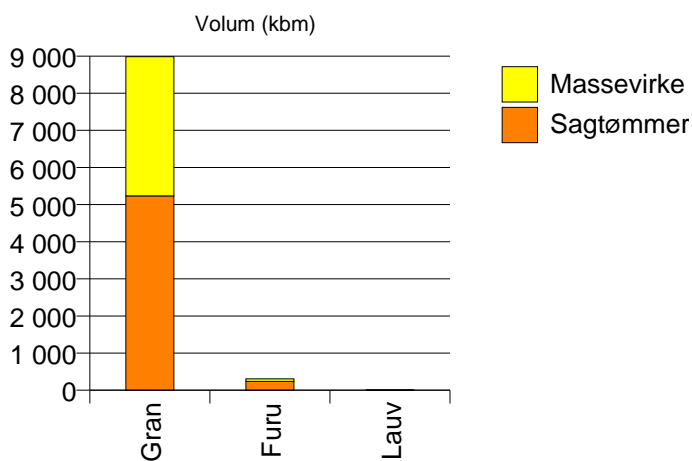
Gjennomsnittspris (kr/kbm)



1601 TRONDHEIM

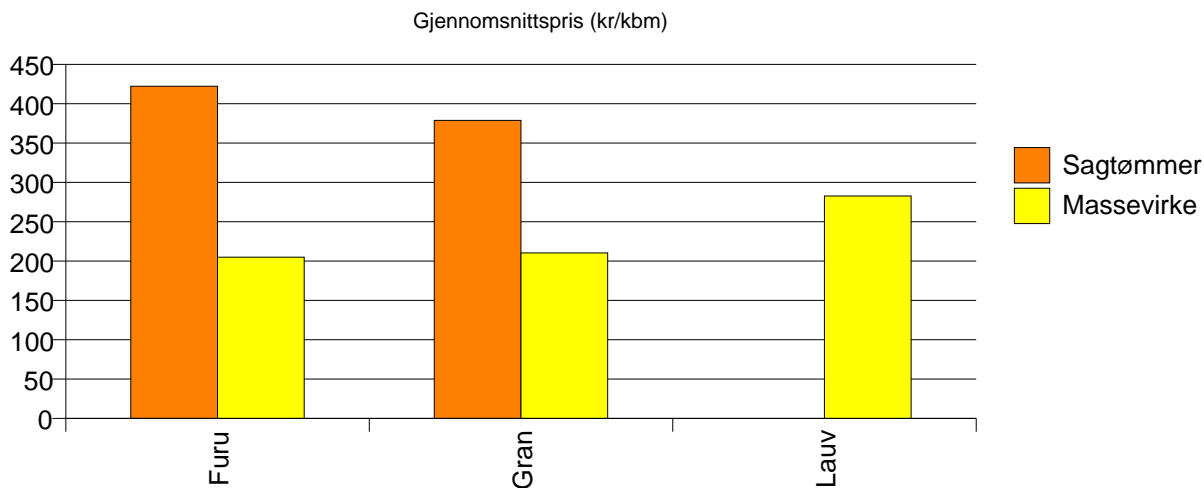
Volum (kbm)

	Sagtømmer	Massevirke	Vrak	Sum:
Furu	239	68	1	308
Gran	5 235	3 749	81	9 065
Lauv		7		7
Sum:	5 474	3 824	82	9 380



Gjennomsnittspris (kr/kbm)

	Sagtømmer	Massevirke	Vrak	Snitt
Furu	422	205	0	373
Gran	379	210	0	306
Lauv		283		283
Snitt	381	210	0	308

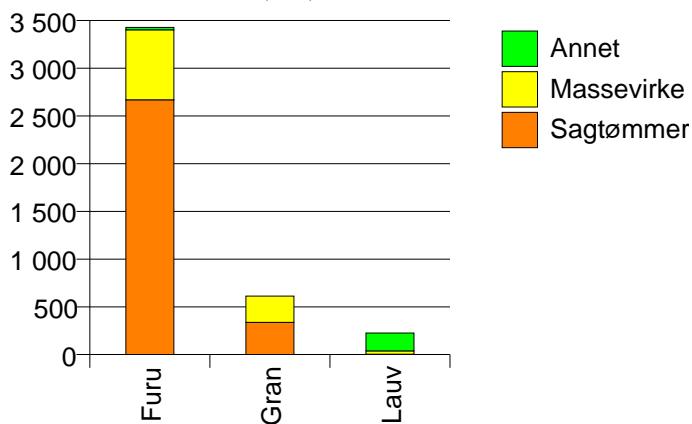


1612 HEMNE

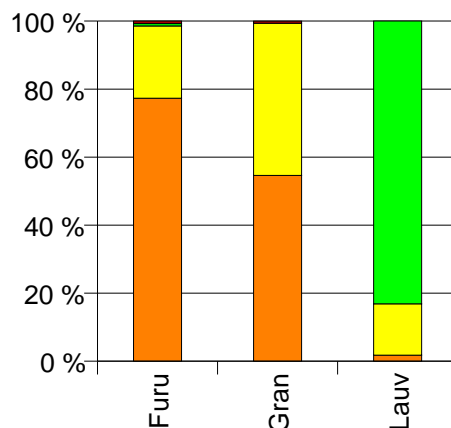
Volum (kbm)

	Sagtømmer	Massevirke	Annet	Vrak	Sum:
Furu	2 668	733	25	25	3 451
Gran	337	276		4	617
Lauv	4	34	187		225
Sum:	3 009	1 043	212	29	4 293

Volum (kbm)



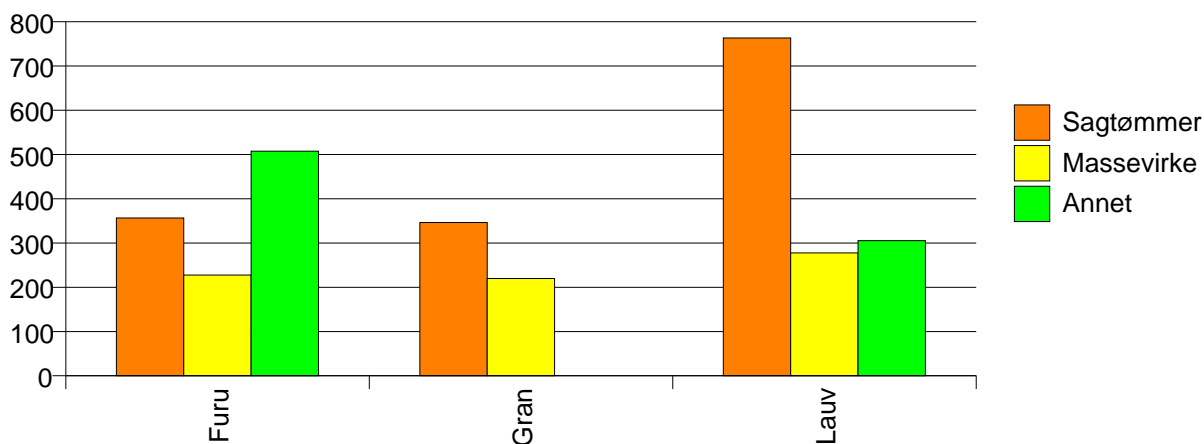
Volum (prosentfordelt)



Gjennomsnittspris (kr/kbm)

	Sagtømmer	Massevirke	Annet	Vrak	Snitt
Furu	356	228	507	0	328
Gran	346	220		0	287
Lauv	763	278	305		309
Snitt	356	227	329	0	321

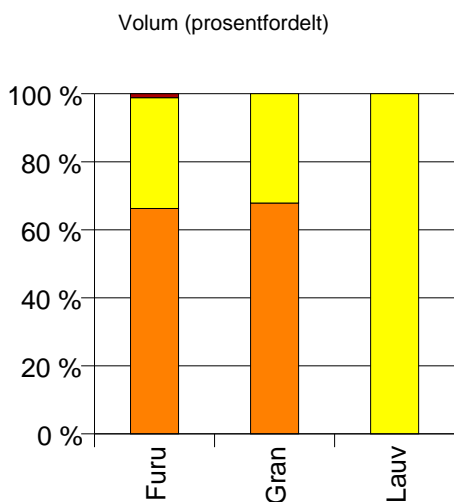
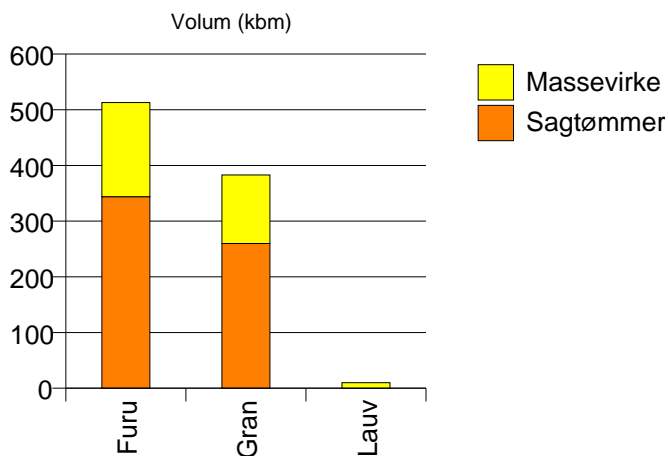
Gjennomsnittspris (kr/kbm)



1613 SNILLFJORD

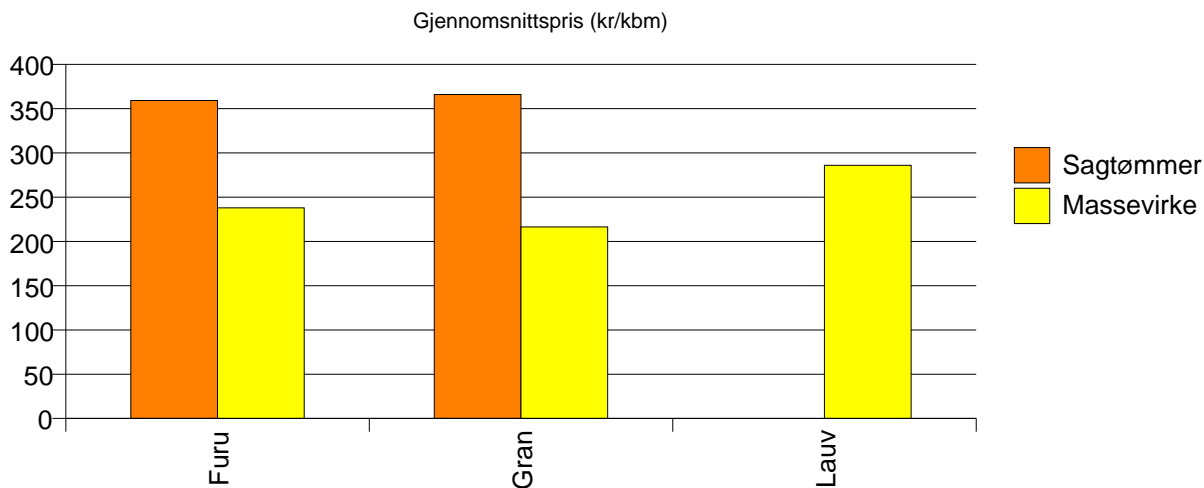
Volum (kbm)

	Sagtømmer	Massevirke	Vrak	Sum:
Furu	344	169	6	519
Gran	260	123		383
Lauv		10		10
Sum:	604	302	6	912



Gjennomsnittspris (kr/kbm)

	Sagtømmer	Massevirke	Vrak	Snitt
Furu	359	238	0	315
Gran	366	216		318
Lauv		286		286
Snitt	362	231	0	316

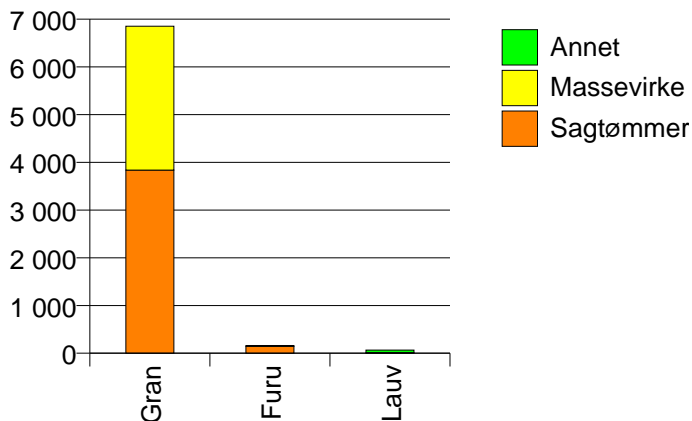


1624 RISSA

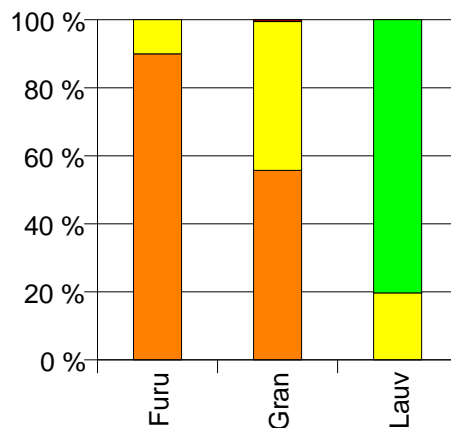
Volum (kbm)

	Sagtømmer	Massevirke	Annet	Vrak	Sum:
Furu	144	16			160
Gran	3 837	3 014		37	6 888
Lauv		13	53		66
Sum:	3 981	3 043	53	37	7 114

Volum (kbm)



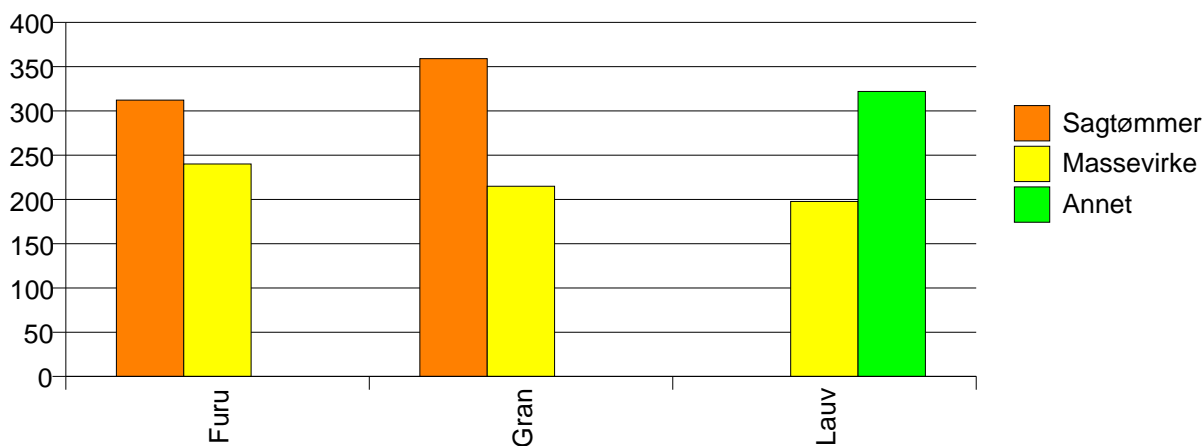
Volum (prosentfordelt)



Gjennomsnittspris (kr/kbm)

	Sagtømmer	Massevirke	Annet	Vrak	Snitt
Furu	312	240			305
Gran	359	215		0	294
Lauv		198	322		297
Snitt	357	215	322	0	294

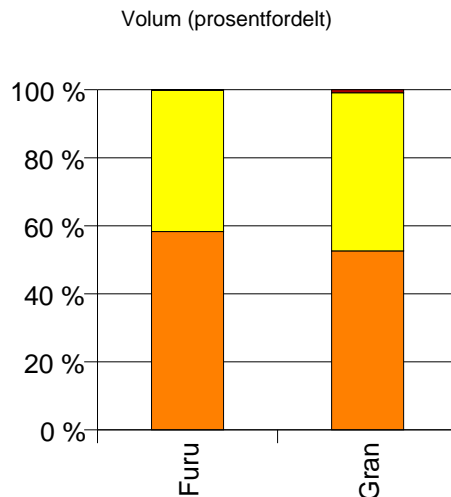
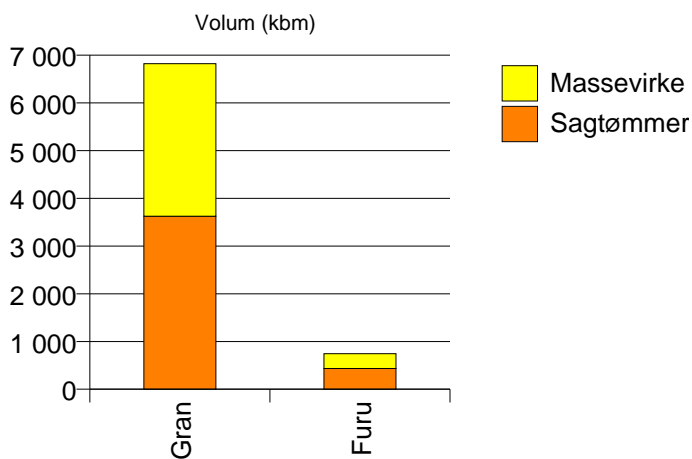
Gjennomsnittspris (kr/kbm)



1630 ÅFJORD

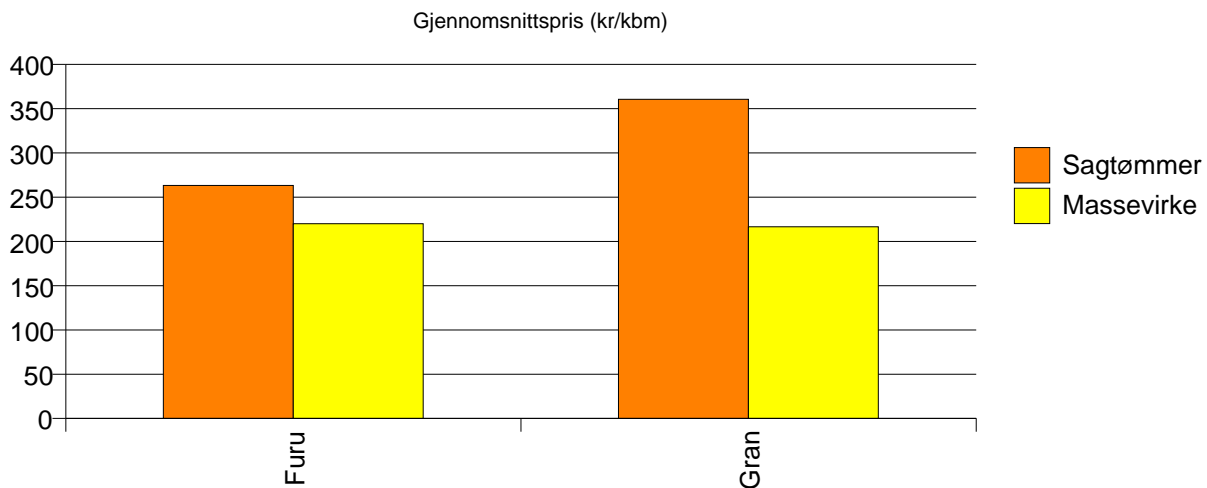
Volum (kbm)

	Sagtømmer	Massevirke	Vrak	Sum:
Furu	435	310	1	746
Gran	3 623	3 197	62	6 882
Sum:	4 058	3 507	63	7 628



Gjennomsnittspris (kr/kbm)

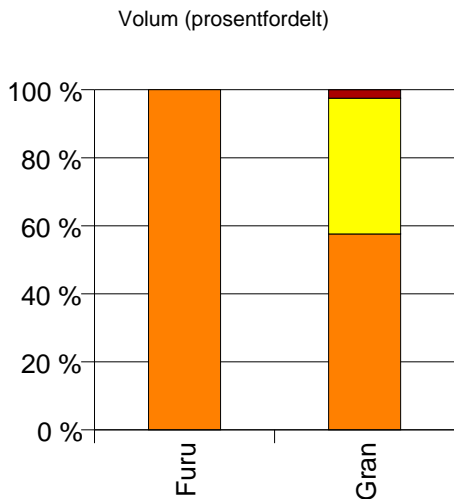
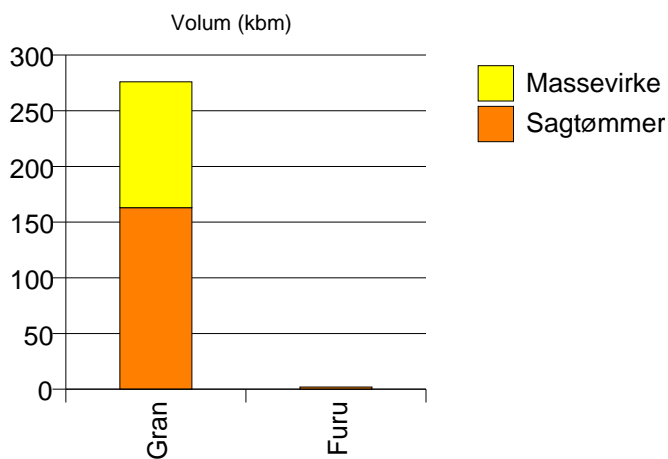
	Sagtømmer	Massevirke	Vrak	Snitt
Furu	263	220	0	245
Gran	360	217	0	290
Snitt	350	217	0	286



1633 OSEN

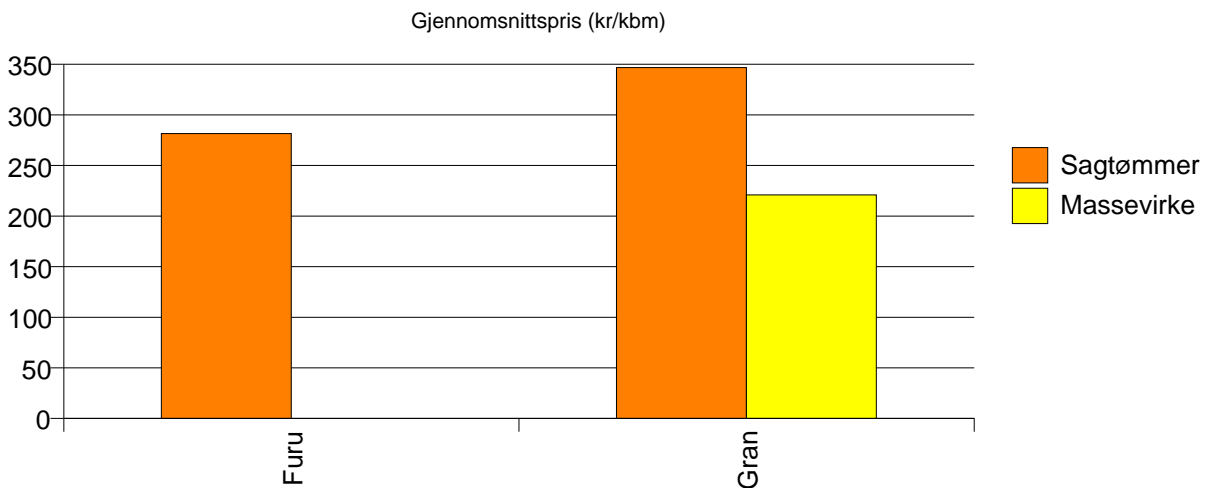
Volum (kbm)

	Sagtømmer	Massevirke	Vrak	Sum:
Furu	2			2
Gran	163	113	7	283
Sum:	165	113	7	285



Gjennomsnittspris (kr/kbm)

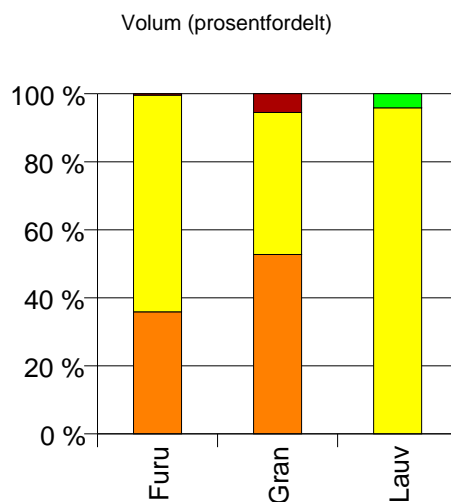
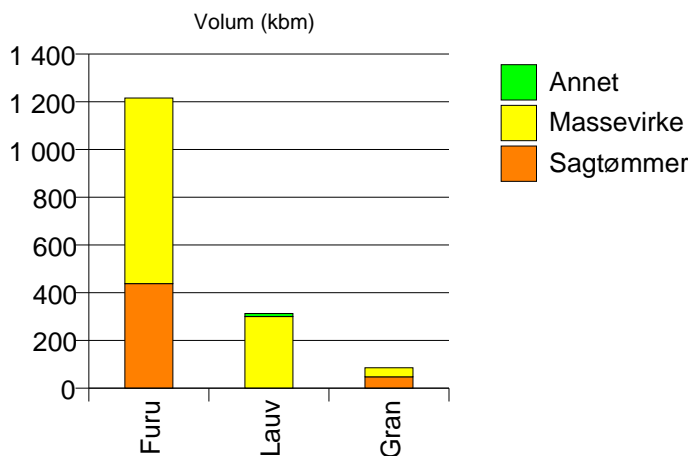
	Sagtømmer	Massevirke	Vrak	Snitt
Furu	282			282
Gran	347	221	0	288
Snitt	346	221	0	288



1634 OPPDAL

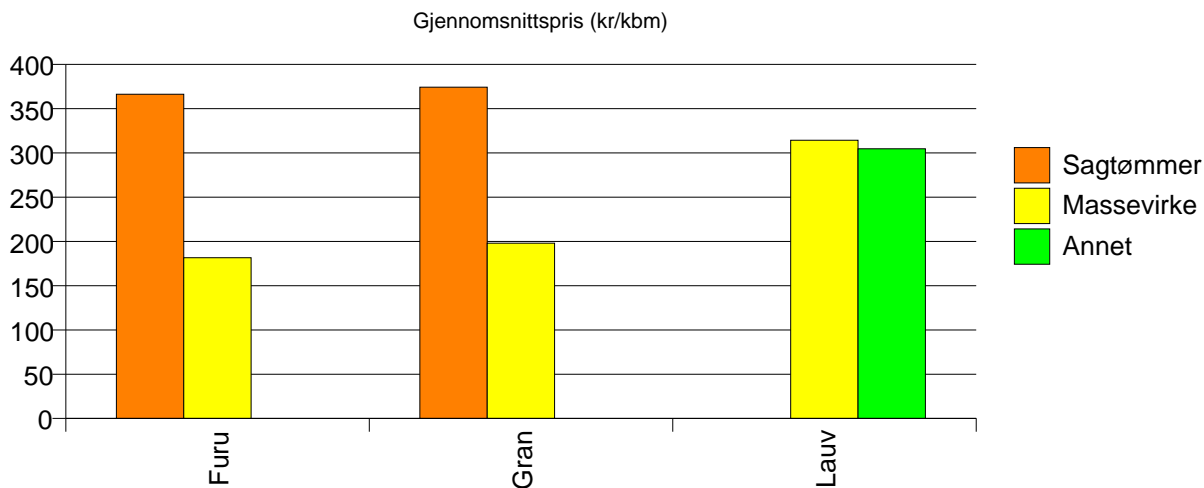
Volum (kbm)

	Sagtømmer	Massevirke	Annet	Vrak	Sum:
Furu	438	778		5	1 221
Gran	48	38		5	91
Lauv		300	13		313
Sum:	486	1 116	13	10	1 625



Gjennomsnittspris (kr/kbm)

	Sagtømmer	Massevirke	Annet	Vrak	Snitt
Furu	366	182		0	247
Gran	374	198		0	280
Lauv		314	305		314
Snitt	367	218	305	0	262

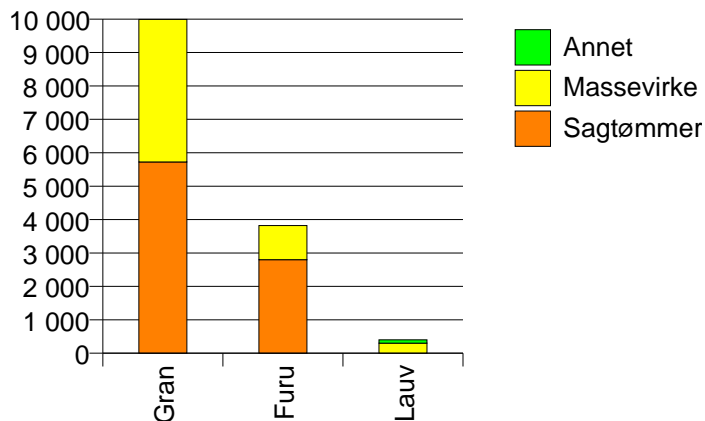


1635 RENNEBU

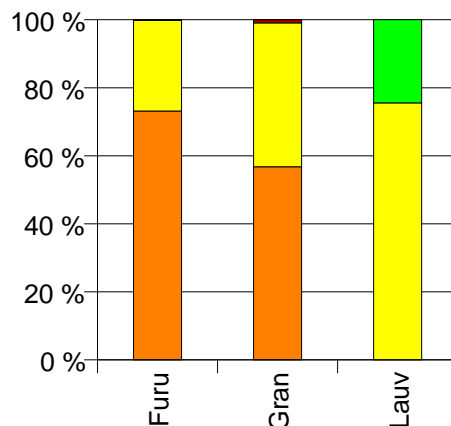
Volum (kbm)

	Sagtømmer	Massevirke	Annet	Vrak	Sum:
Furu	2 798	1 022	1	4	3 825
Gran	5 726	4 263		94	10 083
Lauv		303	98		401
Sum:	8 524	5 588	99	98	14 309

Volum (kbm)



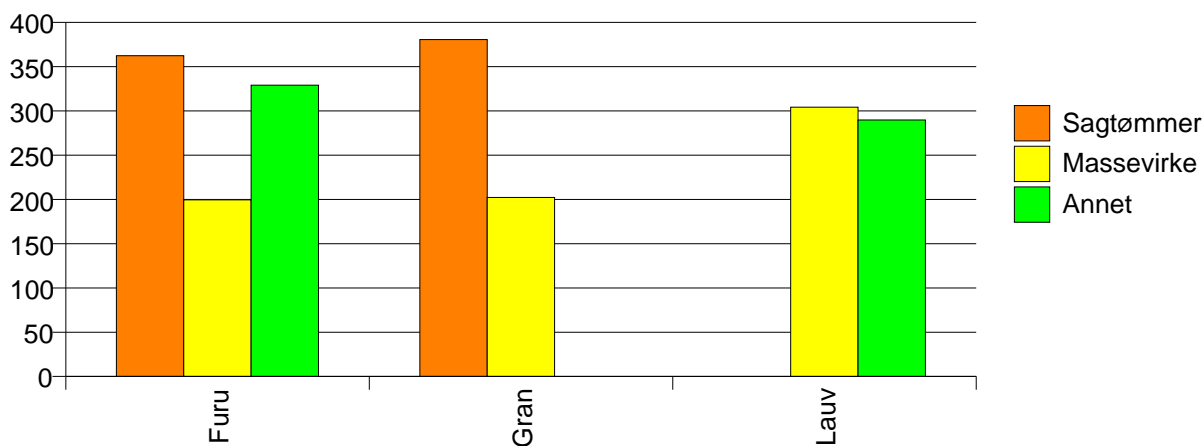
Volum (prosentfordelt)



Gjennomsnittspris (kr/kbm)

	Sagtømmer	Massevirke	Annet	Vrak	Snitt
Furu	362	199	329	0	318
Gran	380	202		0	302
Lauv		304	290		301
Snitt	374	207	290	0	306

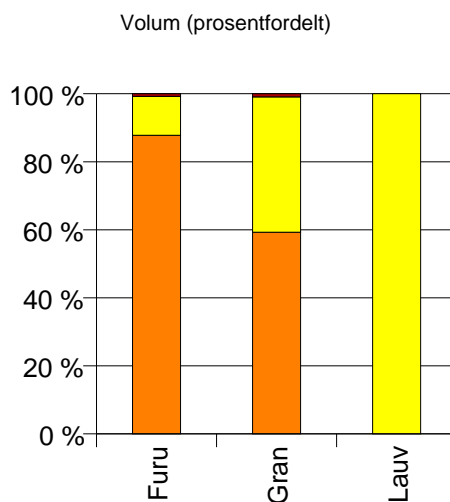
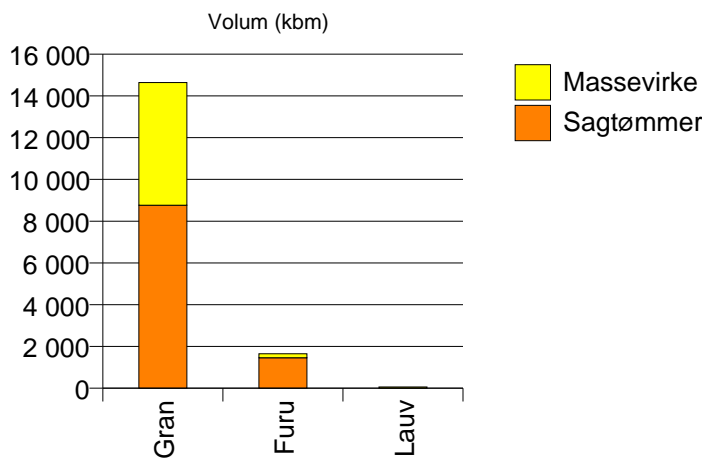
Gjennomsnittspris (kr/kbm)



1636 MELDAL

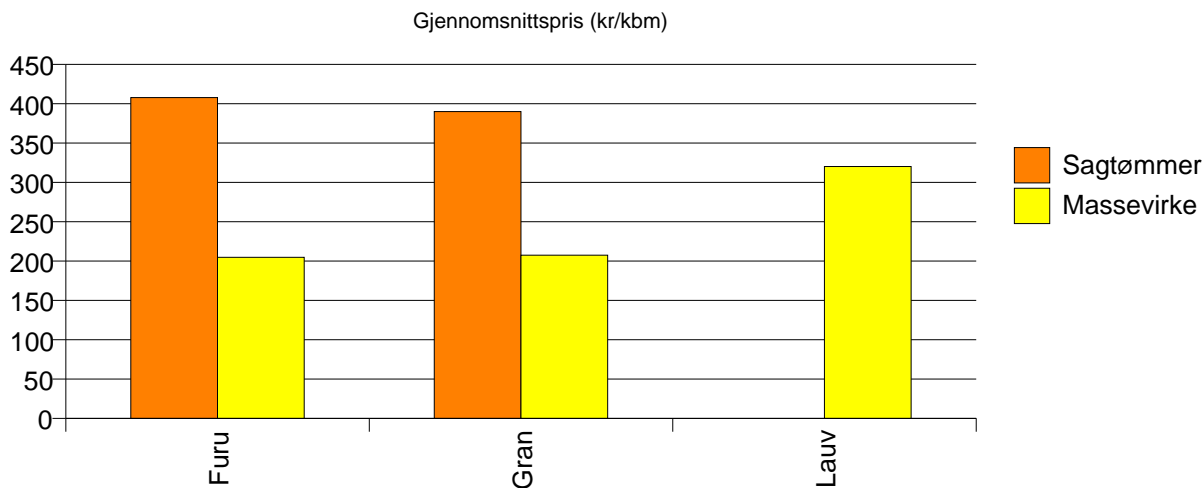
Volum (kbm)

	Sagtømmer	Massevirke	Vrak	Sum:
Furu	1 461	190	13	1 664
Gran	8 762	5 876	136	14 774
Lauv		62		62
Sum:	10 223	6 128	149	16 500



Gjennomsnittspris (kr/kbm)

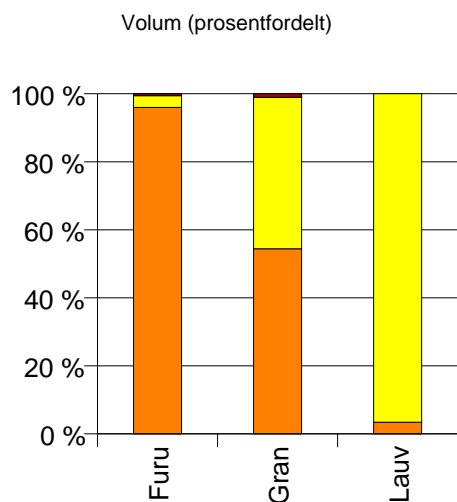
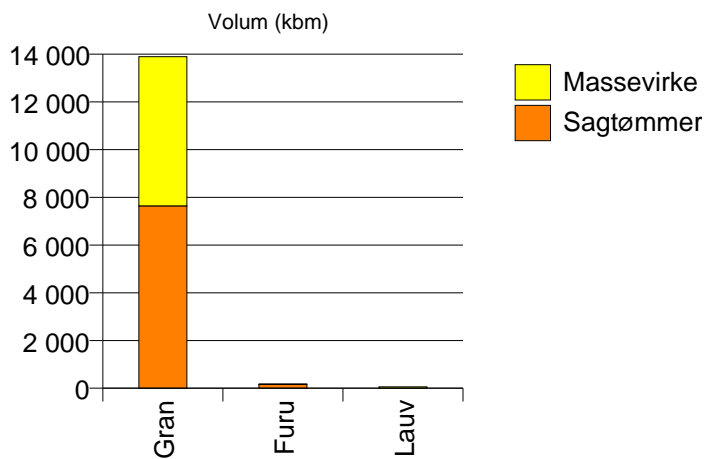
	Sagtømmer	Massevirke	Vrak	Snitt
Furu	408	205	0	381
Gran	390	207	0	314
Lauv		320		320
Snitt	392	208	0	321



1638 ORKDAL

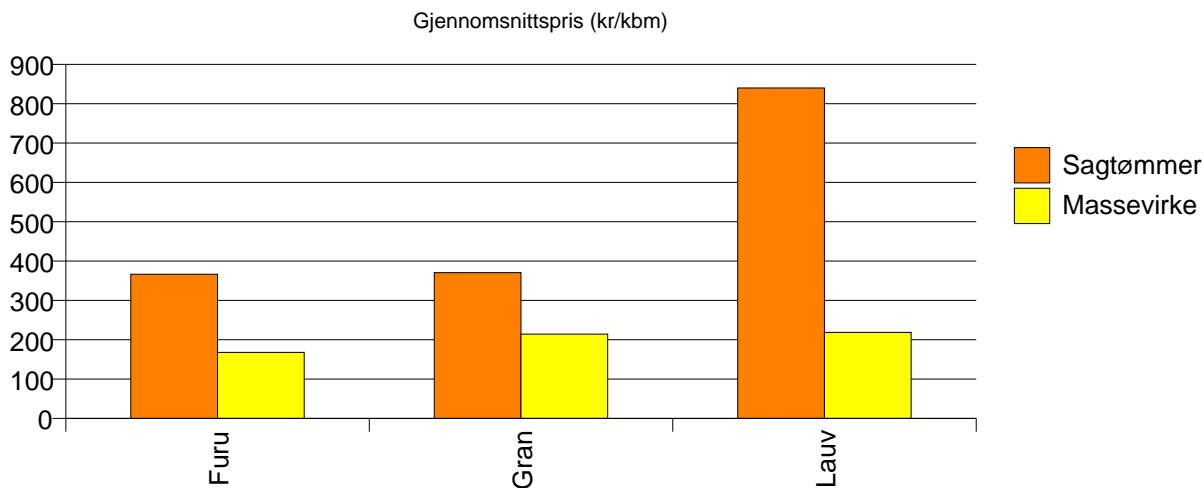
Volum (kbm)

	Sagtømmer	Massevirke	Vrak	Sum:
Furu	167	6	1	174
Gran	7 637	6 255	144	14 036
Lauv	2	56		58
Sum:	7 806	6 317	145	14 268



Gjennomsnittspris (kr/kbm)

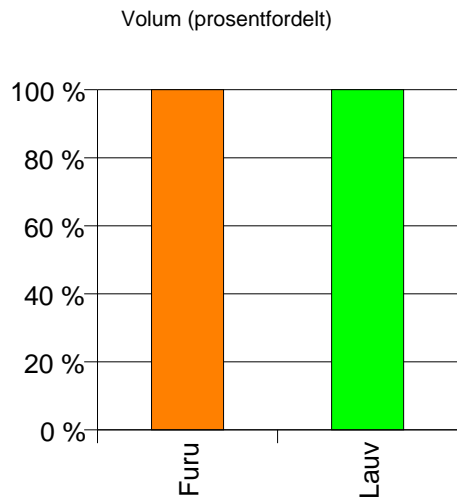
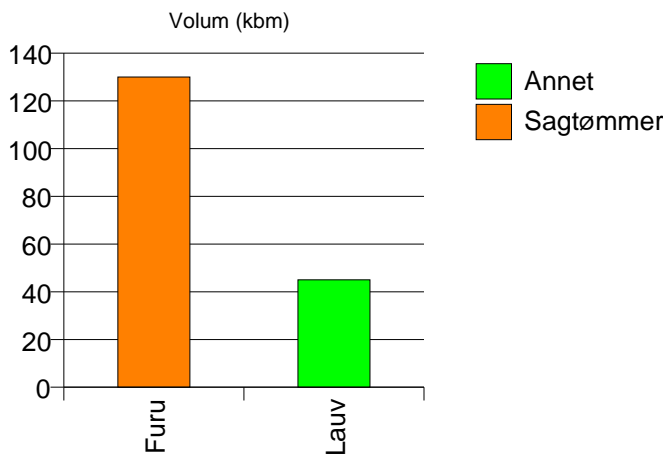
	Sagtømmer	Massevirke	Vrak	Snitt
Furu	366	168	0	358
Gran	371	214	0	297
Lauv	840	219		240
Snitt	371	214	0	298



1640 RØROS

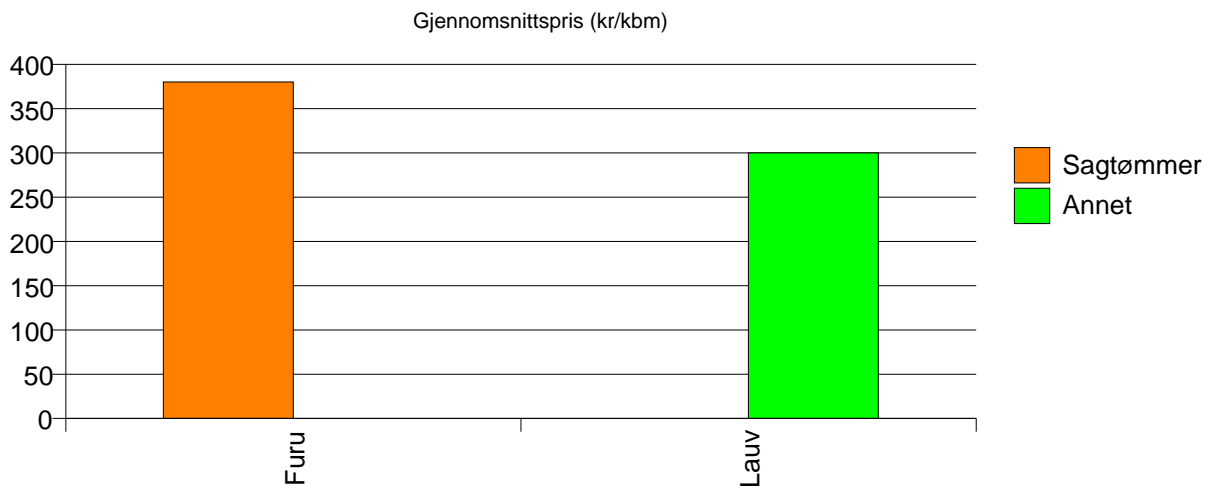
Volum (kbm)

	Sagtømmer	Annet	Sum:
Furu	130		130
Lauv		45	45
Sum:	130	45	175



Gjennomsnittspris (kr/kbm)

	Sagtømmer	Annet	Snitt
Furu	380		380
Lauv		300	300
Snitt	380	300	359

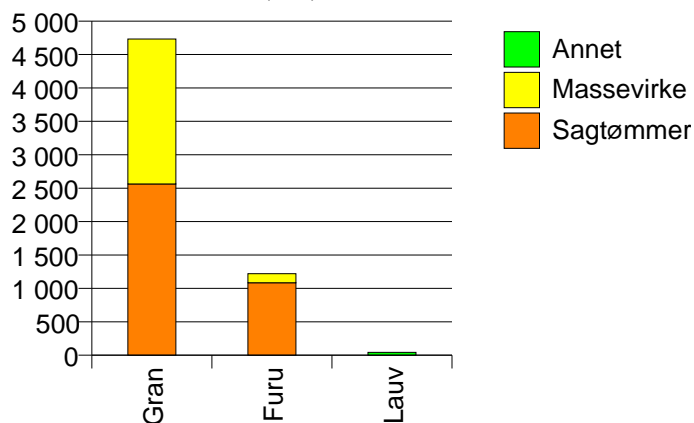


1644 HOLTÅLEN

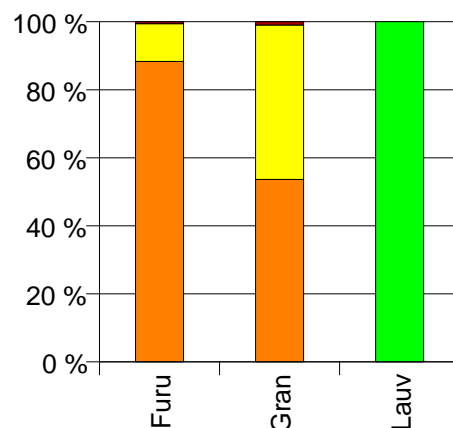
Volum (kbm)

	Sagtømmer	Massevirke	Annet	Vrak	Sum:
Furu	1 085	136		7	1 228
Gran	2 562	2 169		46	4 777
Lauv			42		42
Sum:	3 647	2 305	42	53	6 047

Volum (kbm)



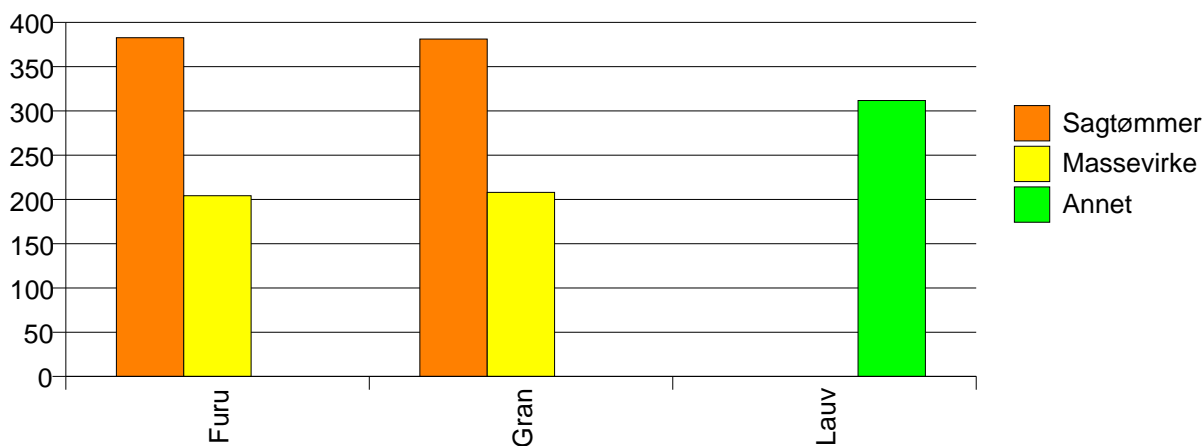
Volum (prosentfordelt)



Gjennomsnittspris (kr/kbm)

	Sagtømmer	Massevirke	Annet	Vrak	Snitt
Furu	383	204		0	361
Gran	381	208		0	299
Lauv			312		312
Snitt	381	208	312	0	311

Gjennomsnittspris (kr/kbm)

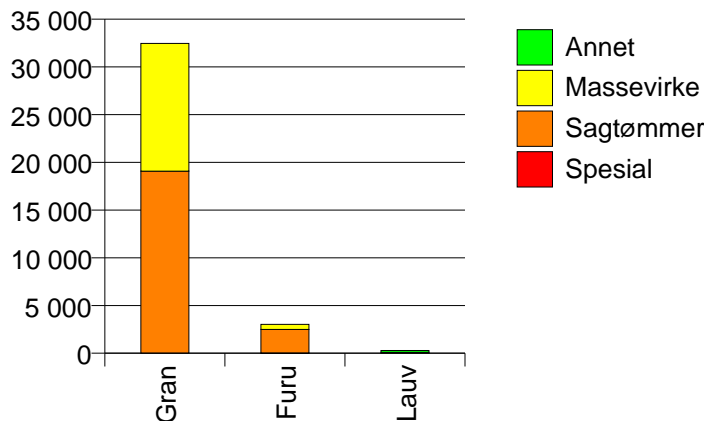


1648 MIDTRE GAULDAL

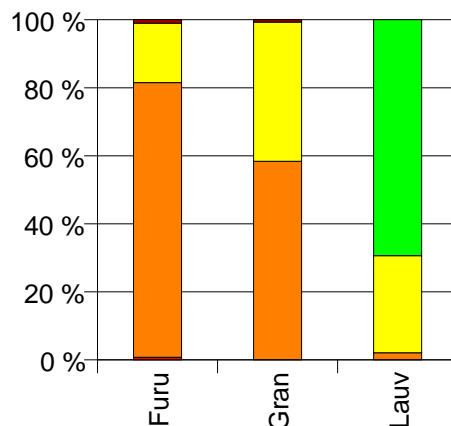
Volum (kbm)

	Spesial	Sagtømmer	Massevirke	Annet	Vrak	Sum:
Furu	23	2 464	533	1	30	3 051
Gran		19 074	13 372		219	32 665
Lauv		6	81	197		284
Sum:	23	21 544	13 986	198	249	36 000

Volum (kbm)



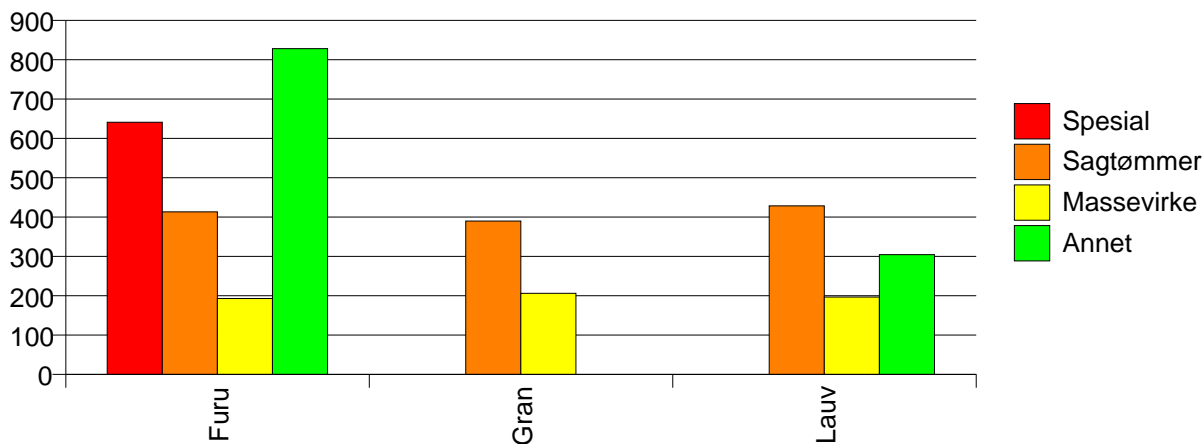
Volum (prosentfordelt)



Gjennomsnittspris (kr/kbm)

	Spesial	Sagtømmer	Massevirke	Annet	Vrak	Snitt
Furu	641	413	193	828	53	373
Gran		390	206		0	312
Lauv		428	197	304		276
Snitt	641	392	206	307	6	317

Gjennomsnittspris (kr/kbm)

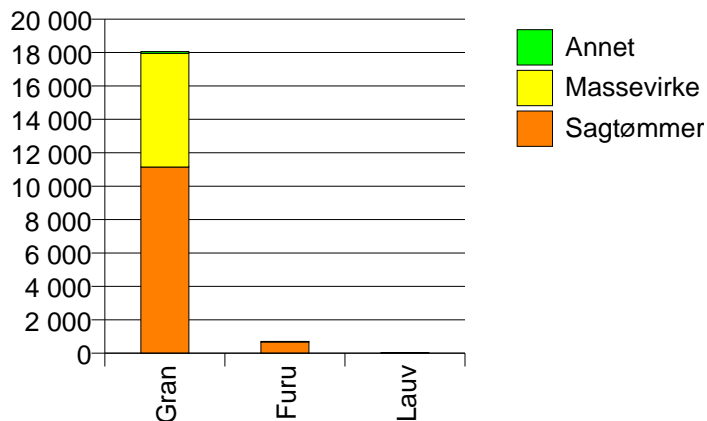


1653 MELHUS

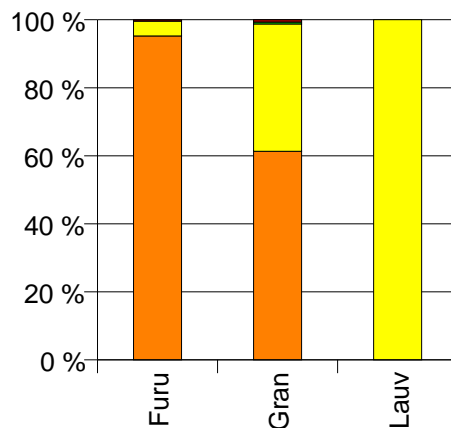
Volum (kbm)

	Sagtømmer	Massevirke	Annet	Vrak	Sum:
Furu	677	31		3	711
Gran	11 145	6 810	100	123	18 178
Lauv		32			32
Sum:	11 822	6 873	100	126	18 921

Volum (kbm)



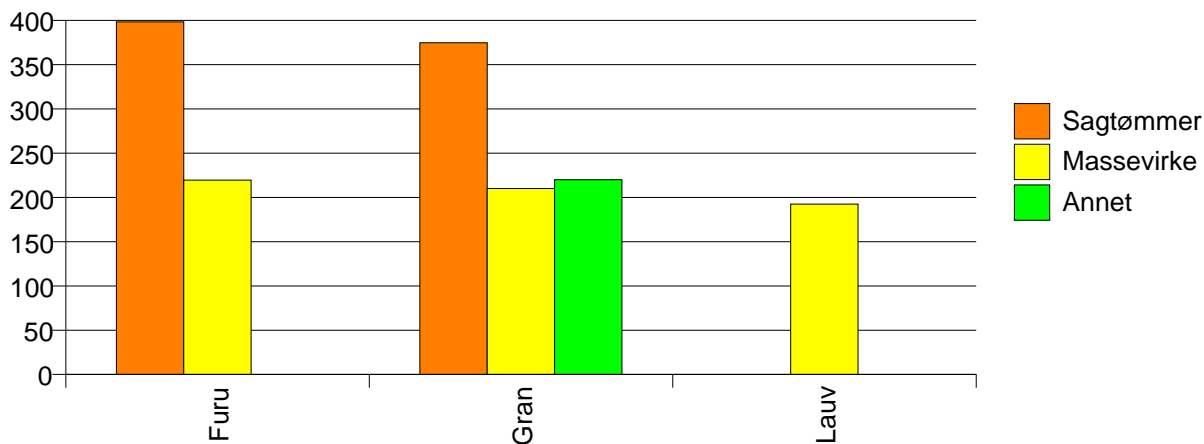
Volum (prosentfordelt)



Gjennomsnittspris (kr/kbm)

	Sagtømmer	Massevirke	Annet	Vrak	Snitt
Furu	398	220		0	389
Gran	375	210	220	0	310
Lauv		192			192
Snitt	376	210	220	0	312

Gjennomsnittspris (kr/kbm)

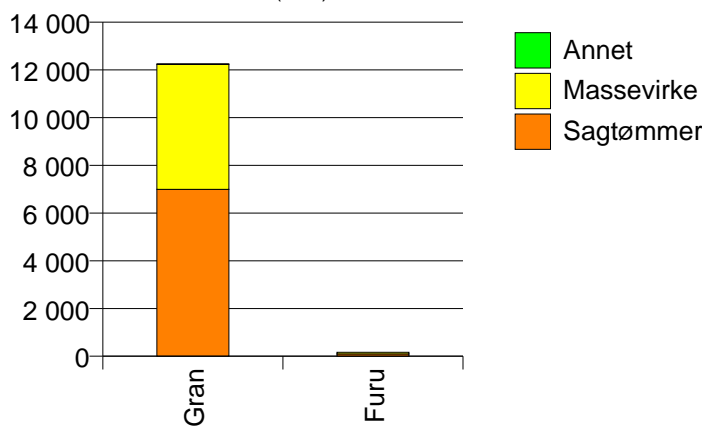


1657 SKAUN

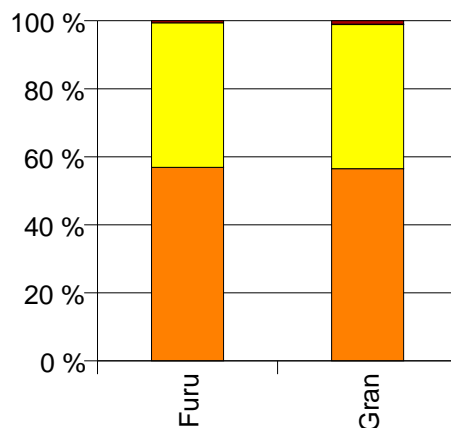
Volum (kbm)

	Sagtømmer	Massevirke	Annet	Vrak	Sum:
Furu	95	71		1	167
Gran	6 990	5 241	12	124	12 367
Sum:	7 085	5 312	12	125	12 534

Volum (kbm)



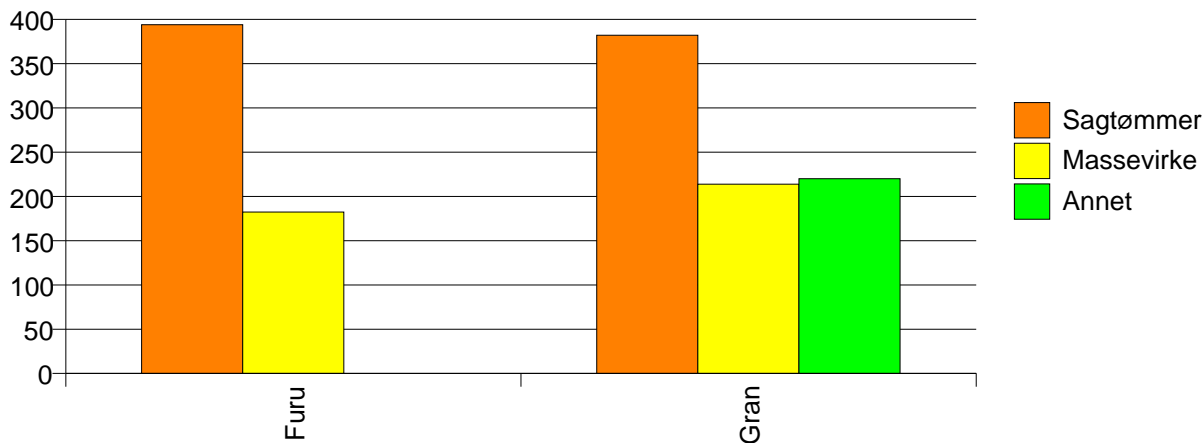
Volum (prosentfordelt)



Gjennomsnittspris (kr/kbm)

	Sagtømmer	Massevirke	Annet	Vrak	Snitt
Furu	394	182		0	302
Gran	382	214	220	0	307
Snitt	382	213	220	0	307

Gjennomsnittspris (kr/kbm)

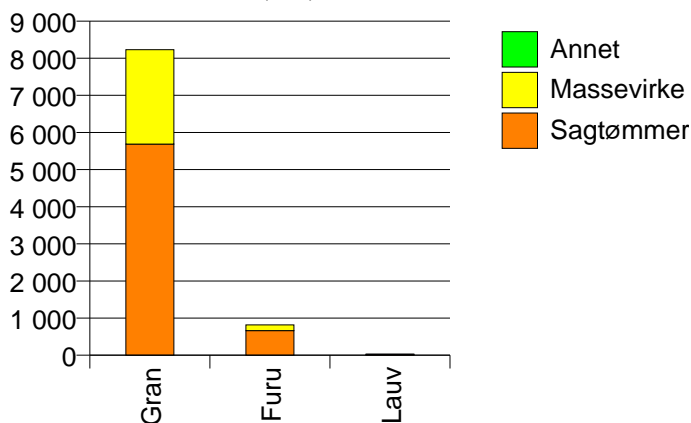


1662 KLÆBU

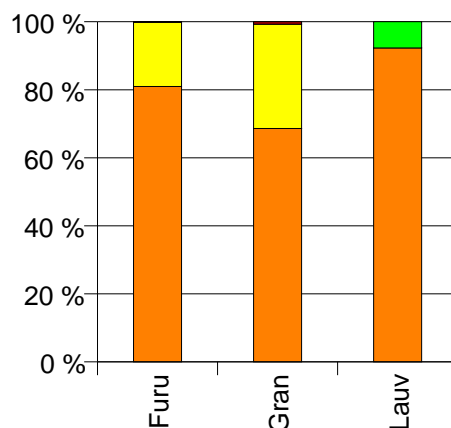
Volum (kbm)

	Sagtømmer	Massevirke	Annet	Vrak	Sum:
Furu	663	155		1	819
Gran	5 687	2 544		59	8 290
Lauv	24		2		26
Sum:	6 374	2 699	2	60	9 135

Volum (kbm)



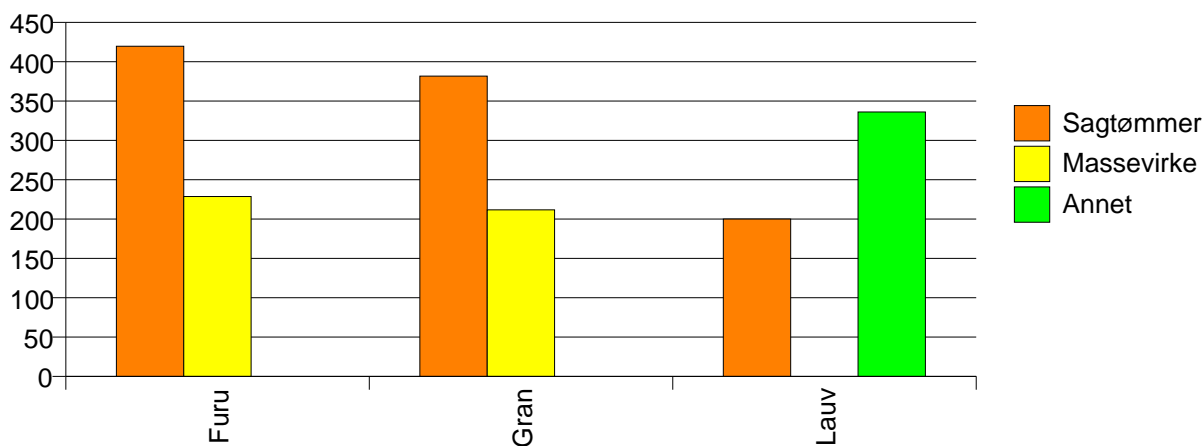
Volum (prosentfordelt)



Gjennomsnittspris (kr/kbm)

	Sagtømmer	Massevirke	Annet	Vrak	Snitt
Furu	420	229		0	383
Gran	382	212		0	327
Lauv	200		336		210
Snitt	385	213	336	0	331

Gjennomsnittspris (kr/kbm)

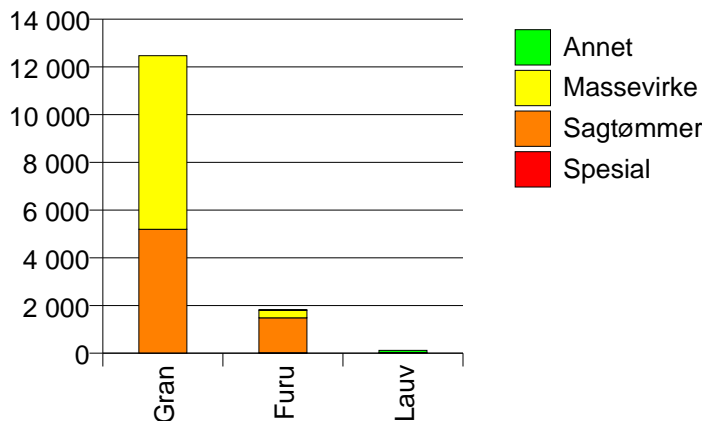


1663 MALVIK

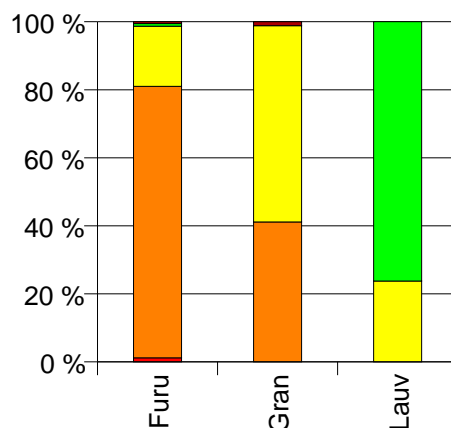
Volum (kbm)

	Spesial	Sagtømmer	Massevirke	Annet	Vrak	Sum:
Furu	22	1 459	323	14	10	1 828
Gran		5 191	7 277		146	12 614
Lauv			29	93		122
Sum:	22	6 650	7 629	107	156	14 564

Volum (kbm)



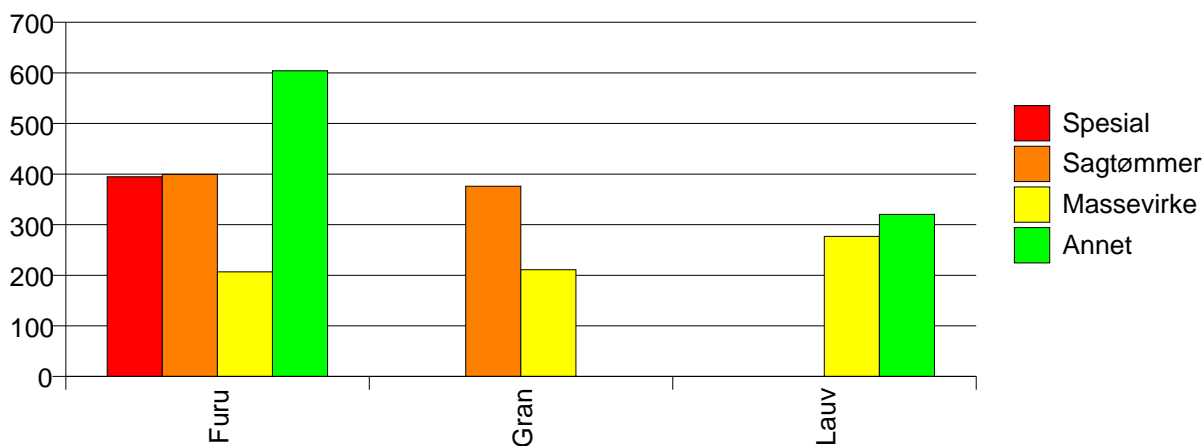
Volum (prosentfordelt)



Gjennomsnittspris (kr/kbm)

	Spesial	Sagtømmer	Massevirke	Annet	Vrak	Snitt
Furu	395	399	207	604	0	365
Gran		376	211		0	277
Lauv			277	320		310
Snitt	395	381	211	358	0	288

Gjennomsnittspris (kr/kbm)

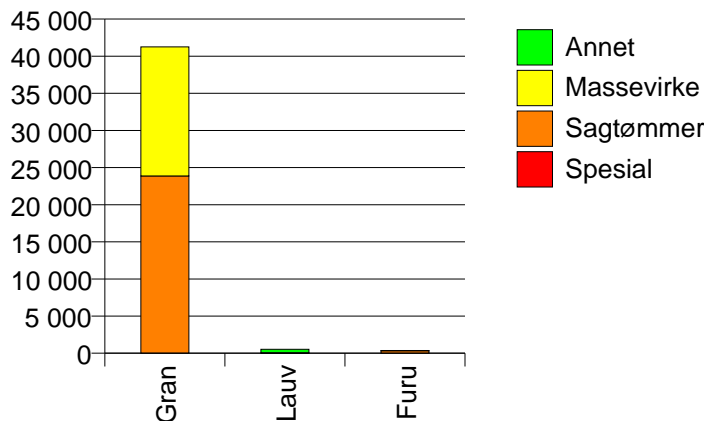


1664 SELBU

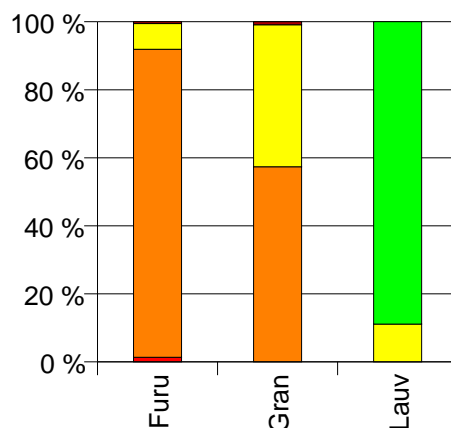
Volum (kbm)

	Spesial	Sagtømmer	Massevirke	Annet	Vrak	Sum:
Furu	5	336	28		2	371
Gran		23 880	17 374		374	41 628
Lauv			59	472		531
Sum:	5	24 216	17 461	472	376	42 530

Volum (kbm)



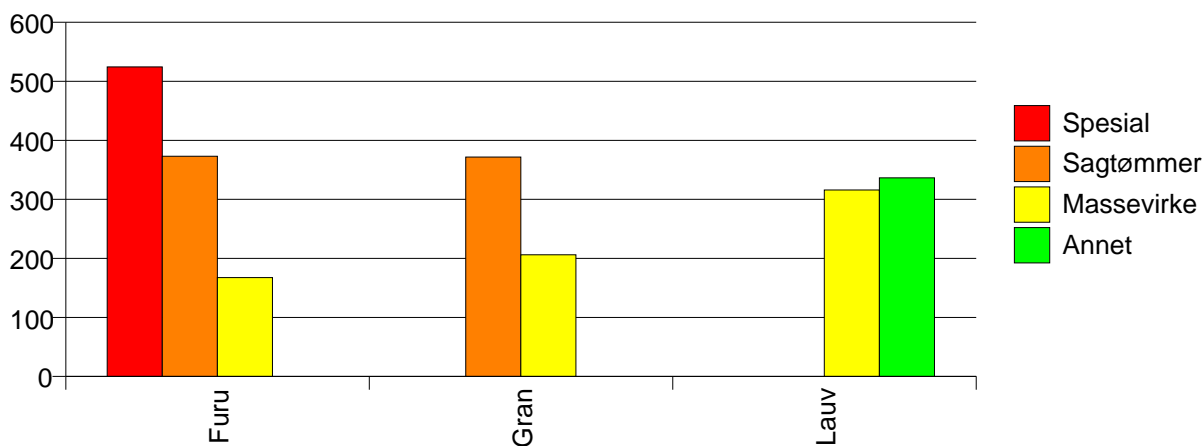
Volum (prosentfordelt)



Gjennomsnittspris (kr/kbm)

	Spesial	Sagtømmer	Massevirke	Annet	Vrak	Snitt
Furu	524	373	168		0	358
Gran		372	206		0	299
Lauv			316	336		334
Snitt	524	372	207	336	0	300

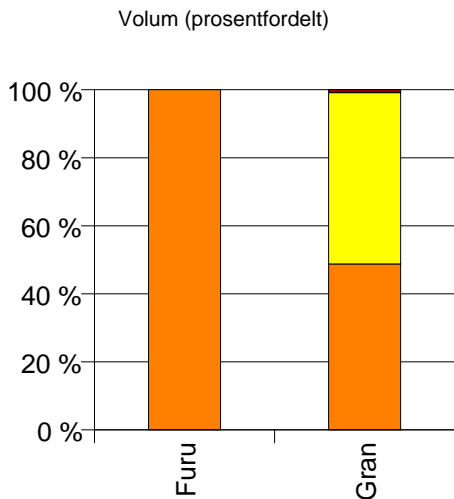
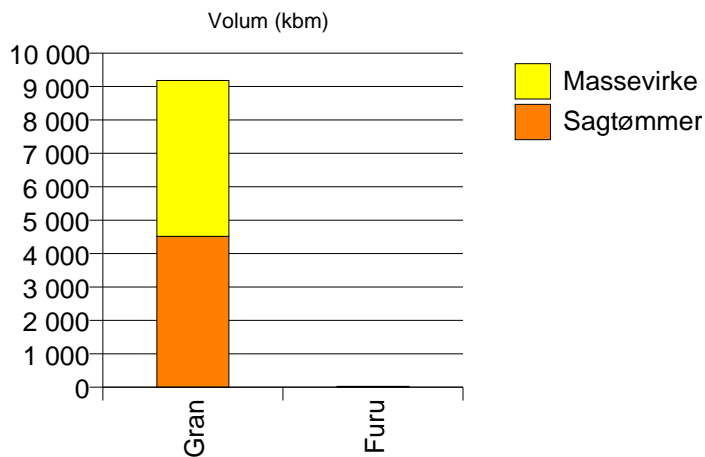
Gjennomsnittspris (kr/kbm)



1665 TYDAL

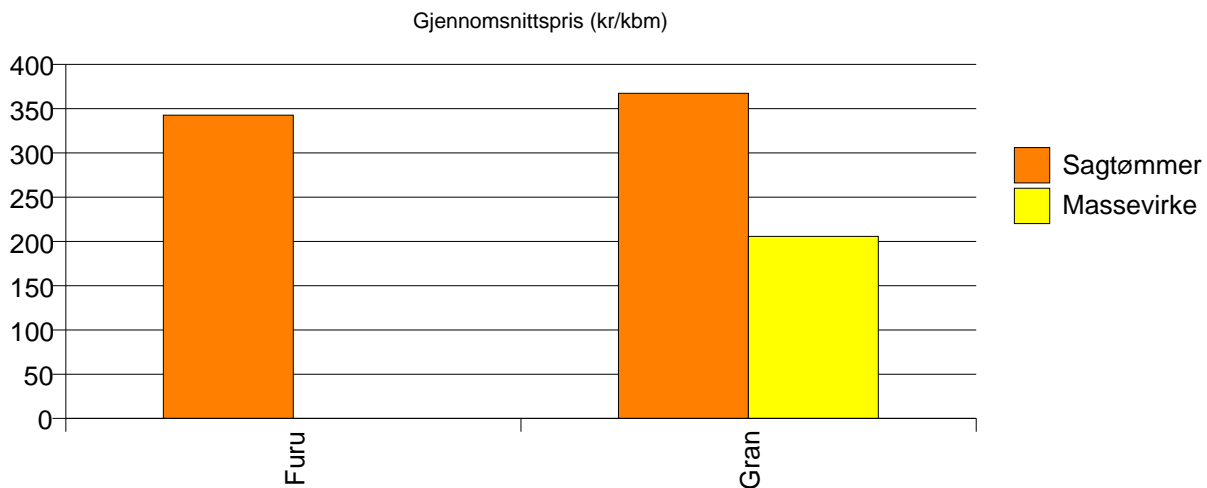
Volum (kbm)

	Sagtømmer	Massevirke	Vrak	Sum:
Furu	27			27
Gran	4 515	4 663	79	9 257
Sum:	4 542	4 663	79	9 284



Gjennomsnittspris (kr/kbm)

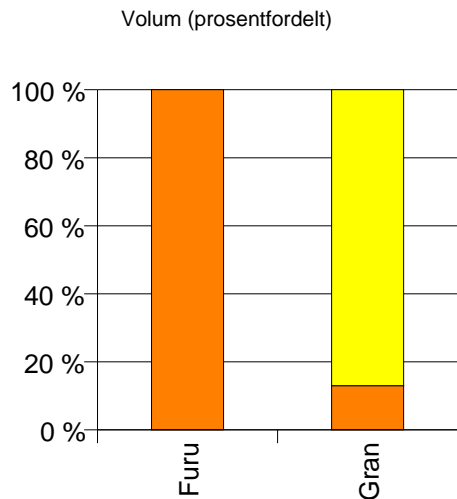
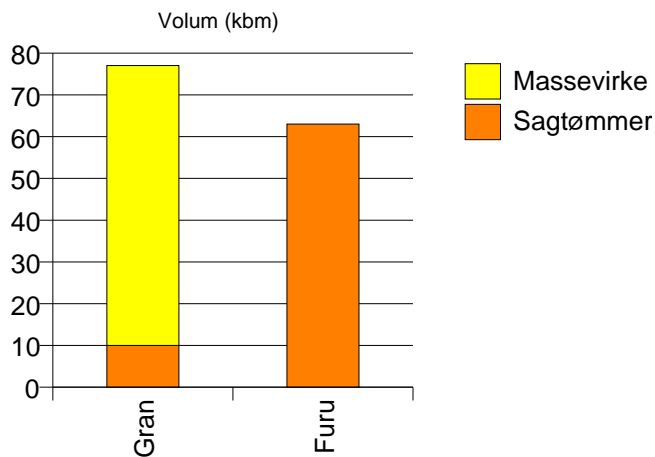
	Sagtømmer	Massevirke	Vrak	Snitt
Furu	343			343
Gran	367	206	0	283
Snitt	367	206	0	283



1617 HITRA

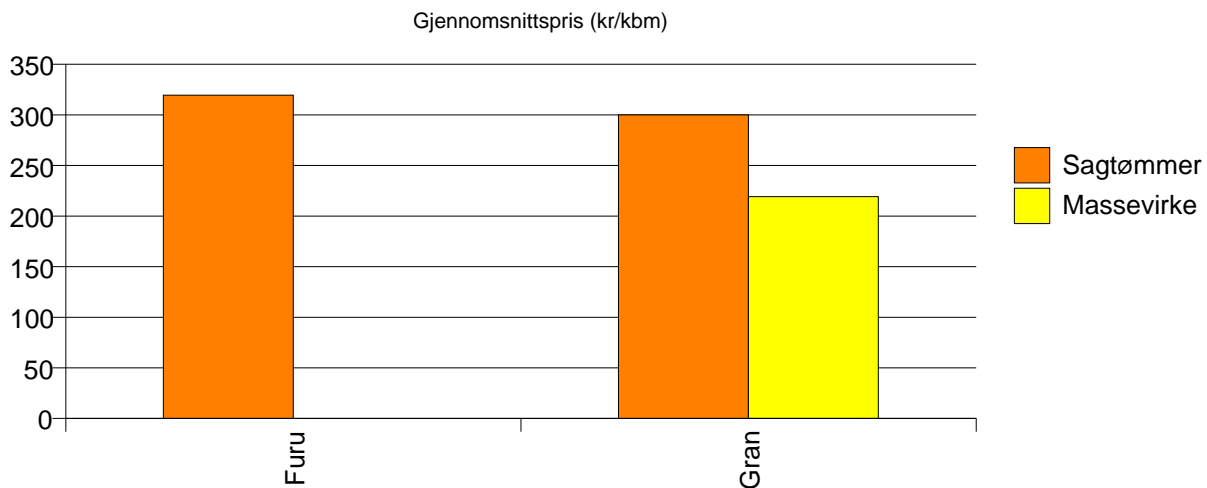
Volum (kbm)

	Sagtømmer	Massevirke	Sum:
Furu	63		63
Gran	10	67	77
Sum:	73	67	140



Gjennomsnittspris (kr/kbm)

	Sagtømmer	Massevirke	Snitt
Furu	320		320
Gran	300	219	230
Snitt	317	219	270

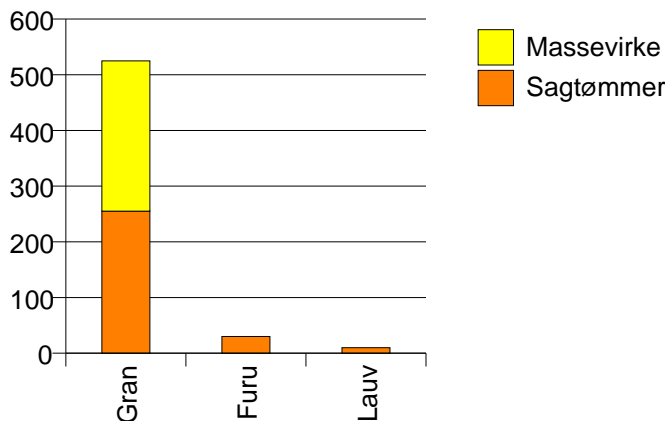


1622 AGDENES

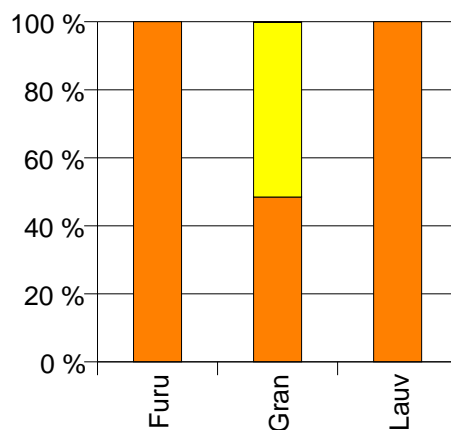
Volum (kbm)

	Sagtømmer	Massevirke	Vrak	Sum:
Furu	30			30
Gran	255	270	1	526
Lauv	10			10
Sum:	295	270	1	566

Volum (kbm)



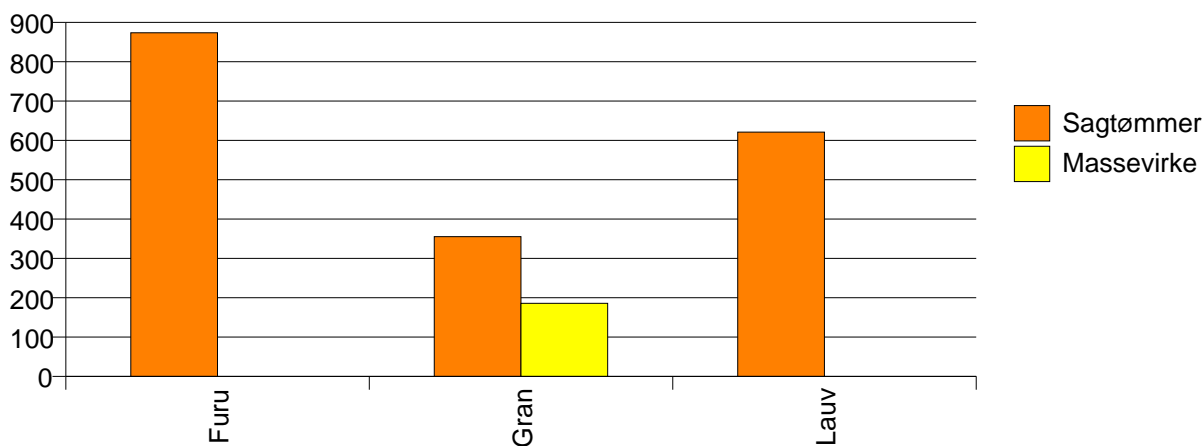
Volum (prosentfordelt)



Gjennomsnittspris (kr/kbm)

	Sagtømmer	Massevirke	Vrak	Snitt
Furu	873			873
Gran	355	186	0	268
Lauv	621			621
Snitt	417	186	0	306

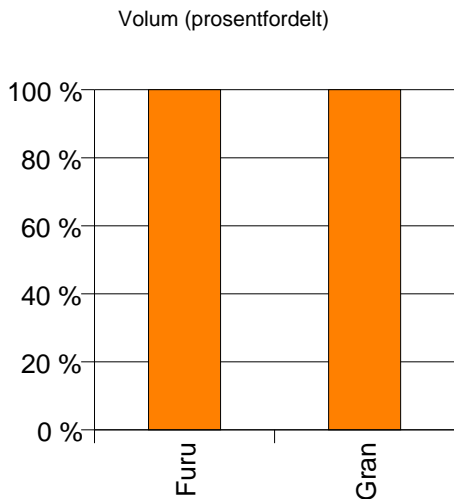
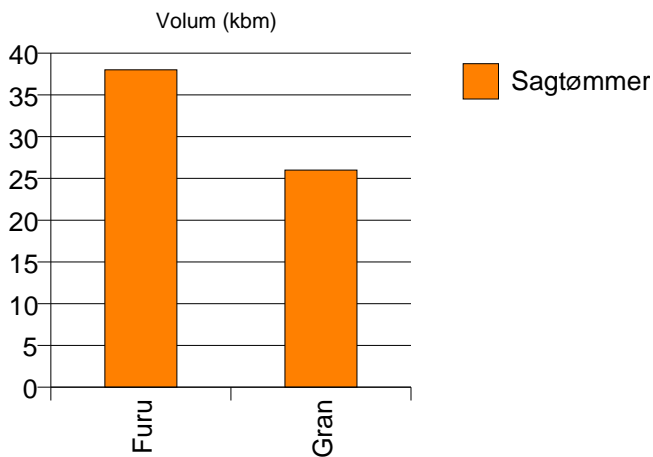
Gjennomsnittspris (kr/kbm)



1627 BJUGN

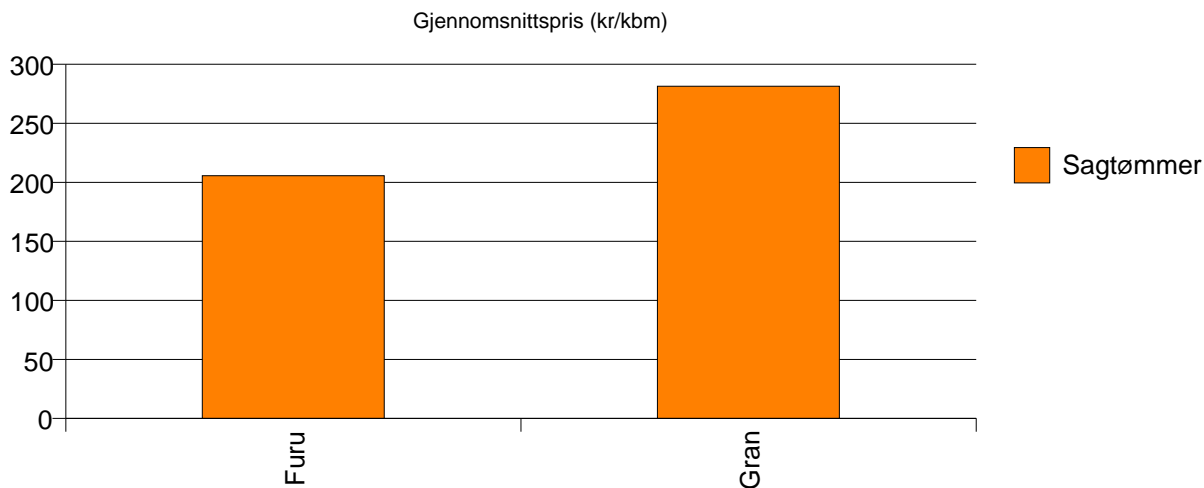
Volum (kbm)

	Sagtømmer	Sum:
Furu	38	38
Gran	26	26
Sum:	64	64



Gjennomsnittspris (kr/kbm)

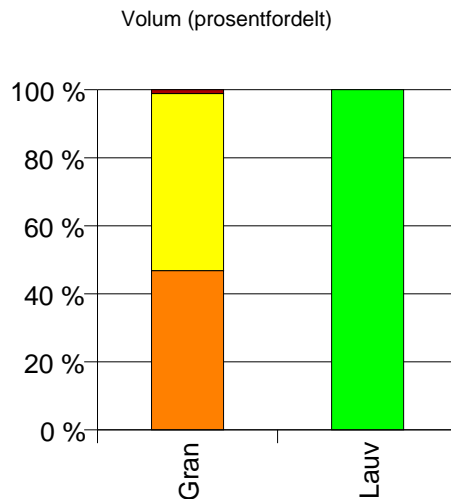
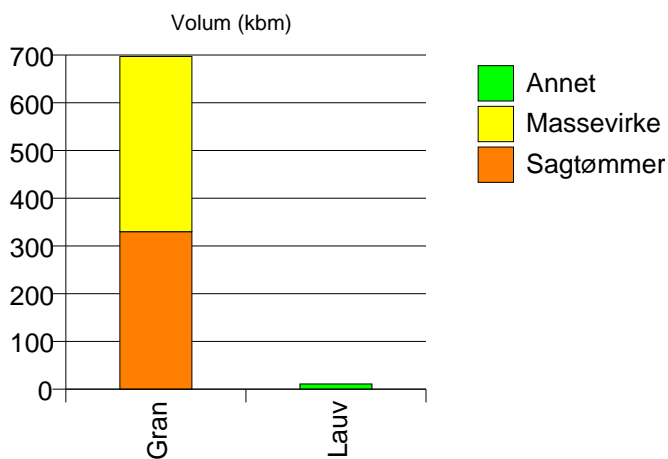
	Sagtømmer	Snitt
Furu	206	206
Gran	281	281
Snitt	236	236



1632 ROAN

Volum (kbm)

	Sagtømmer	Massevirke	Annet	Vrak	Sum:
Gran	330	367		8	705
Lauv			11		11
Sum:	330	367	11	8	716



Gjennomsnittspris (kr/kbm)

	Sagtømmer	Massevirke	Annet	Vrak	Snitt
Gran	357	212		0	278
Lauv			326		326
Snitt	357	212	326	0	278

