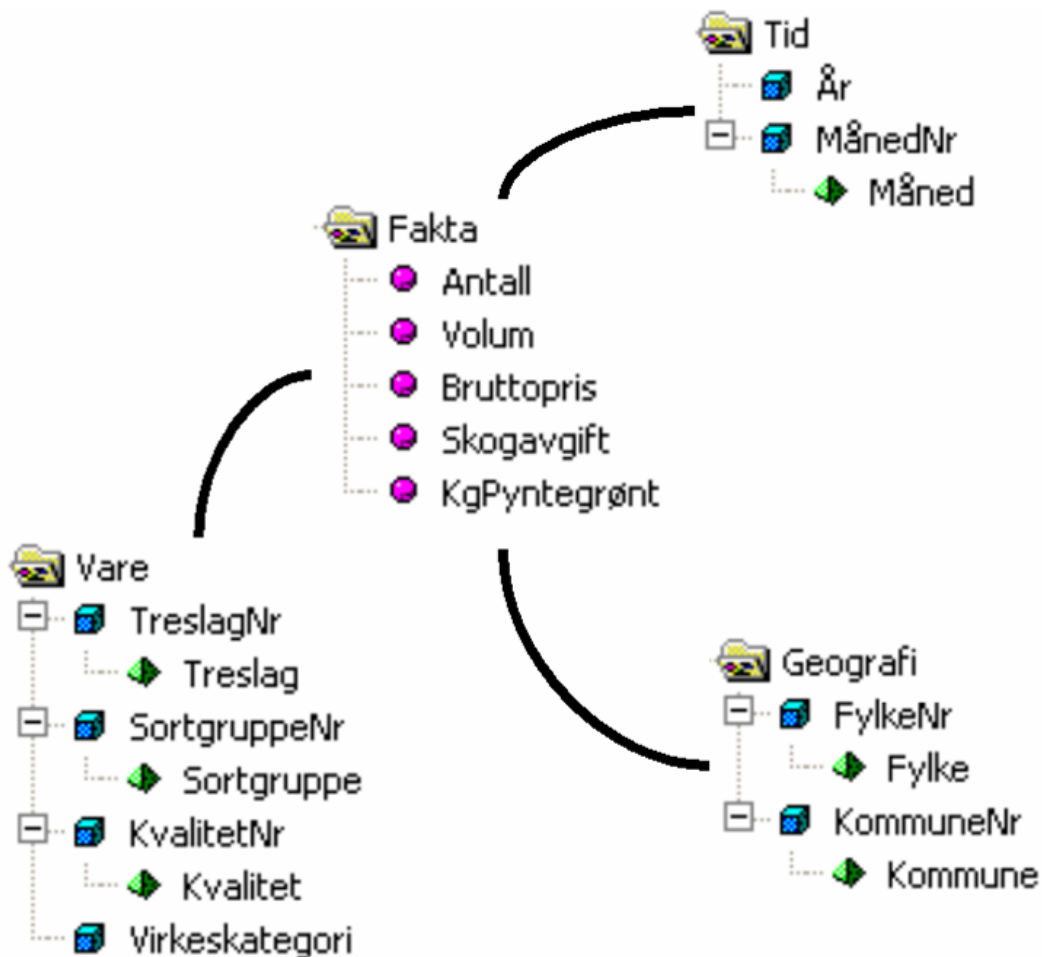


Virkestatistikk fra SKOG-DATA AS

m/kommuner



Dataene i rapporten er hentet fra databasen som inneholder virkesdata med tilhørende innbetalinger av skogavgift. Rapporten er laget med Business Objects, som er sluttbrukerverktøyet i Skog-Data sine nye datavarehus-løsninger. Business Objects er ett meget sterkt rapportverktøy som kan presentere store mengder data effektivt.

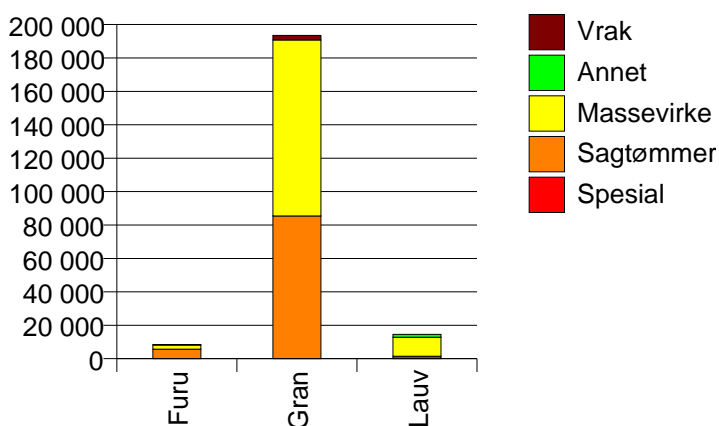
Rapportene kan lastes ned fra www.skogdata.no/statistikk

For mer informasjon, kontakt: alexanderh@skogdata.no

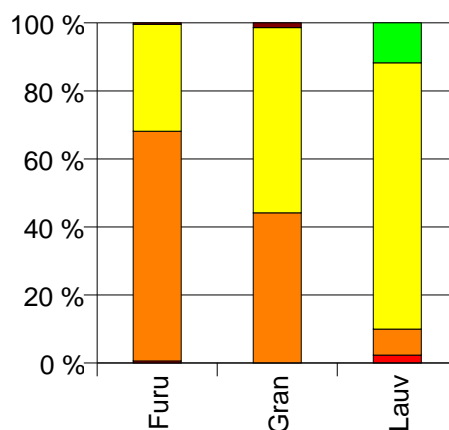
Volum

	Spesial	Sagtømmer	Massevirke	Annet	Vrak	Sum:
Furu	51	5 620	2 614	0	34	8 319
Gran		85 443	105 329		2 705	193 477
Lauv	339	1 112	11 390	1 705		14 546
Sum:	390	92 175	119 333	1 705	2 739	216 342

Volum (kbm)



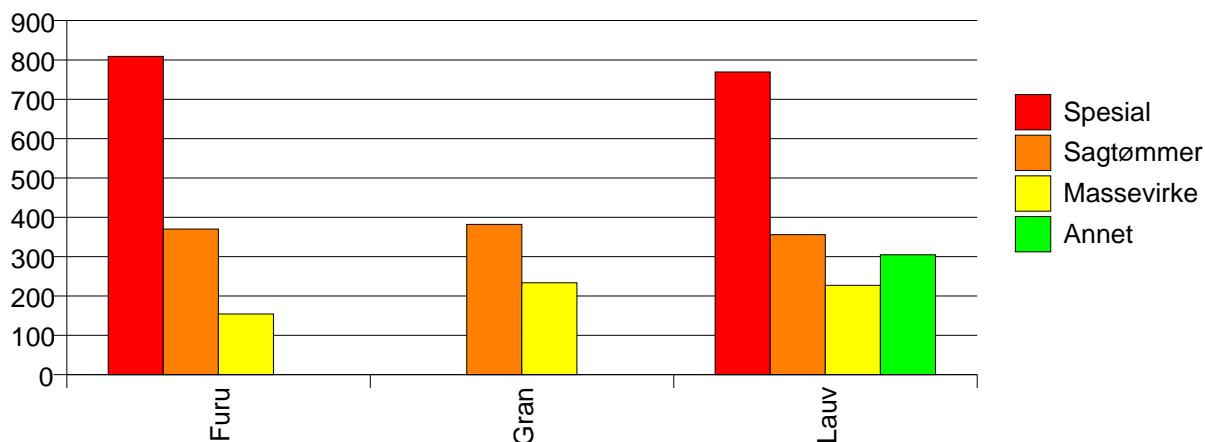
Volum (prosentfordelt)



Gjennomsnittspris (kr/kbm)

	Spesial	Sagtømmer	Massevirke	Annet	Vrak	Snitt:
Furu	809	370	154	#DIV/0	0	304
Gran		382	234		0	296
Lauv	769	356	227	305		259
Snitt:	775	381	231	305	0	294

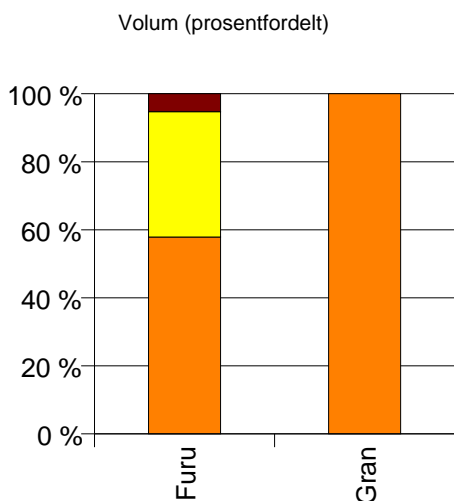
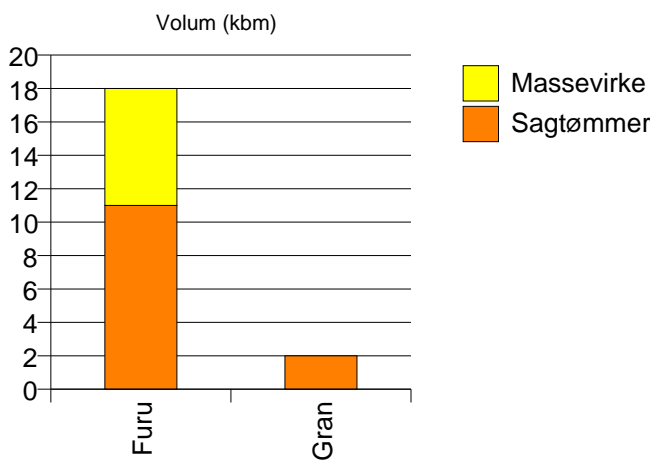
Gjennomsnittspris (kr/kbm)



723 TJØME

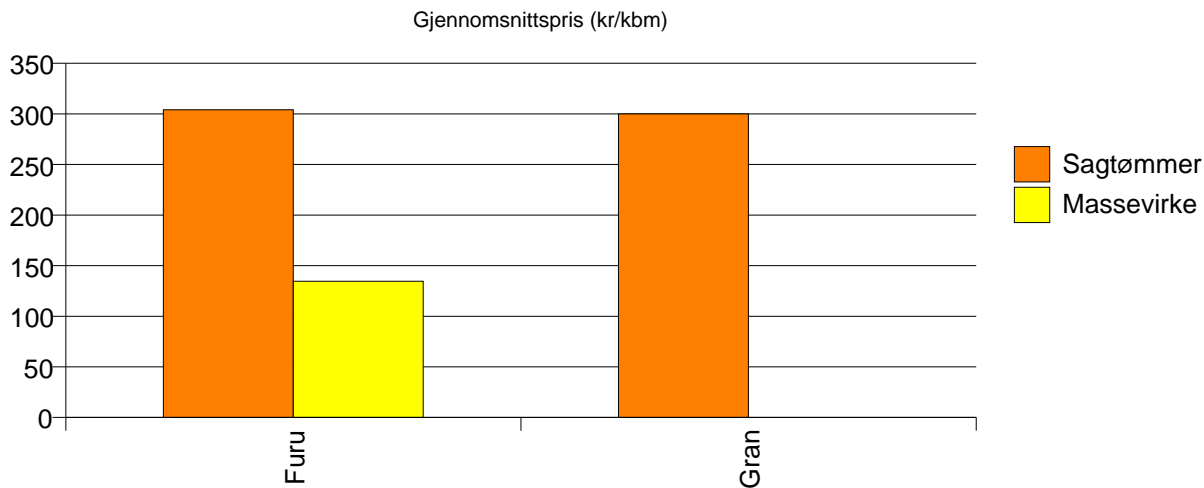
Volum (kbm)

	Sagtømmer	Massevirke	Vrak	Sum:
Furu	11	7	1	19
Gran	2	0		2
Sum:	13	7	1	21



Gjennomsnittspris (kr/kbm)

	Sagtømmer	Massevirke	Vrak	Snitt
Furu	304	135	0	226
Gran	300	#DIV/0		374
Snitt	303	156	0	240

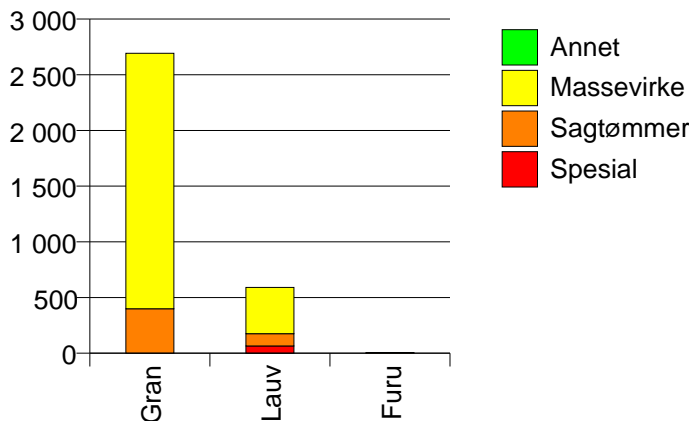


701 BORRE

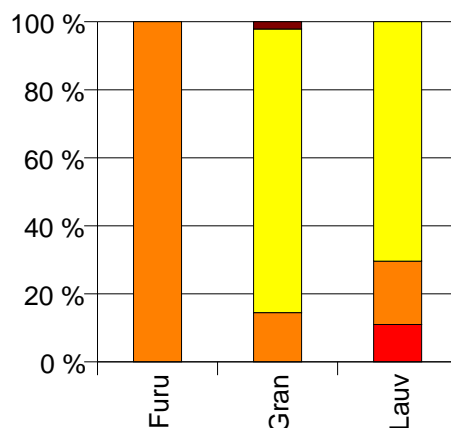
Volum (kbm)

	Spesial	Sagtømmer	Massevirke	Annet	Vrak	Sum:
Furu		6	0			6
Gran		399	2 294		59	2 752
Lauv	65	110	416	0		591
Sum:	65	515	2 710	0	59	3 349

Volum (kbm)



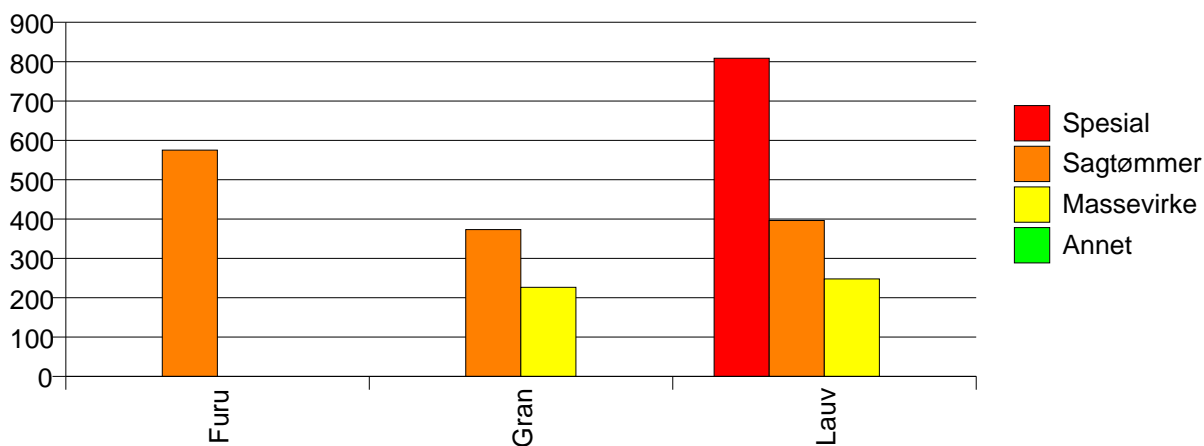
Volum (prosentfordelt)



Gjennomsnittspris (kr/kbm)

	Spesial	Sagtømmer	Massevirke	Annet	Vrak	Snitt
Furu		575	#DIV/0			599
Gran		373	227		0	243
Lauv	809	396	248	#DIV/0		338
Snitt	809	381	230	#DIV/0	0	260

Gjennomsnittspris (kr/kbm)

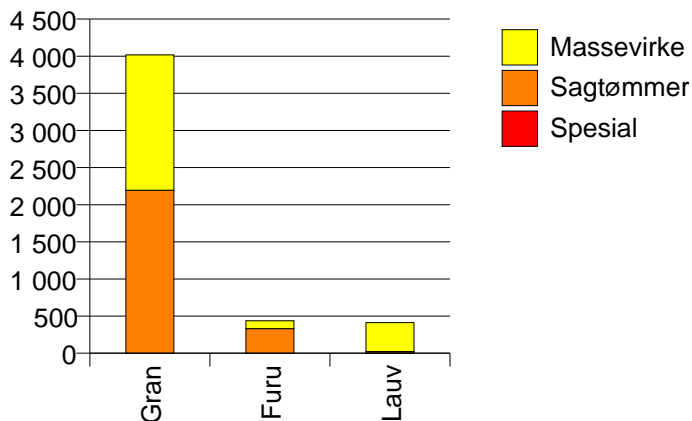


702 HOLMESTRAND

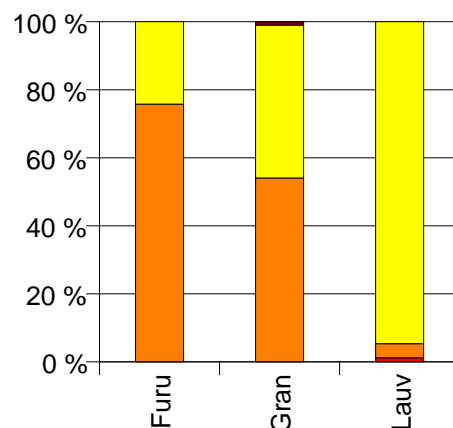
Volum (kbm)

	Spesial	Sagtømmer	Massevirke	Vrak	Sum:
Furu		332	106		438
Gran		2 195	1 823	41	4 059
Lauv	5	17	390		412
Sum:	5	2 544	2 319	41	4 909

Volum (kbm)



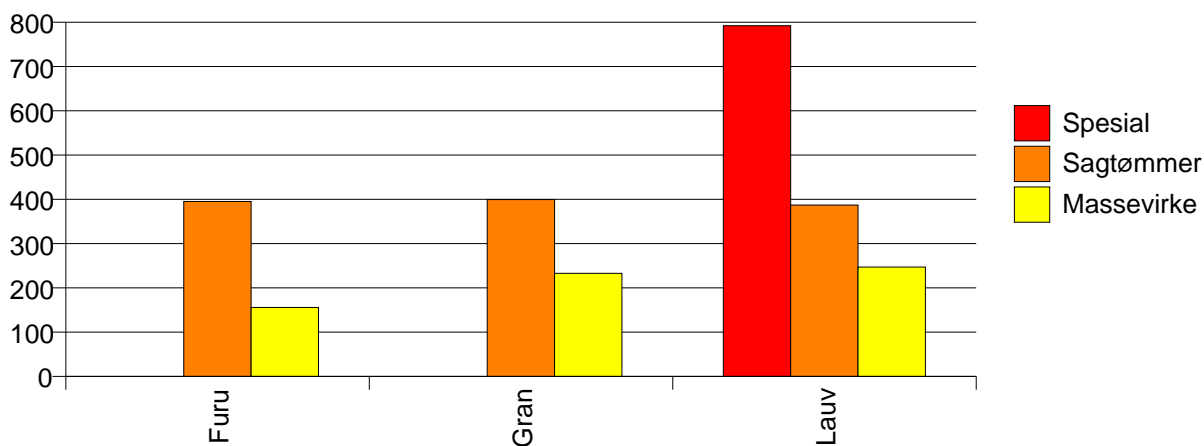
Volum (prosentfordelt)



Gjennomsnittspris (kr/kbm)

	Spesial	Sagtømmer	Massevirke	Vrak	Snitt
Furu		395	156		337
Gran		400	233	0	321
Lauv	792	387	247		260
Snitt	792	399	232	0	317

Gjennomsnittspris (kr/kbm)

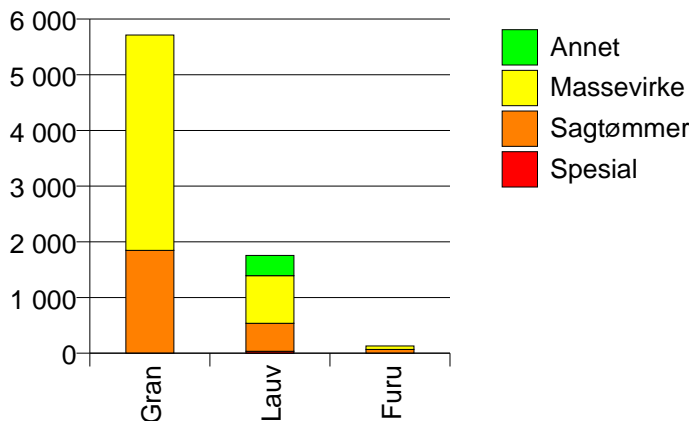


704 TØNSBERG

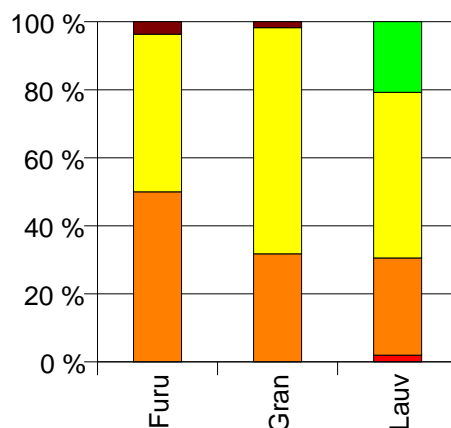
Volum (kbm)

	Spesial	Sagtømmer	Massevirke	Annet	Vrak	Sum:
Furu		68	63		5	136
Gran		1 848	3 867		101	5 816
Lauv	35	502	855	365		1 757
Sum:	35	2 418	4 785	365	106	7 709

Volum (kbm)



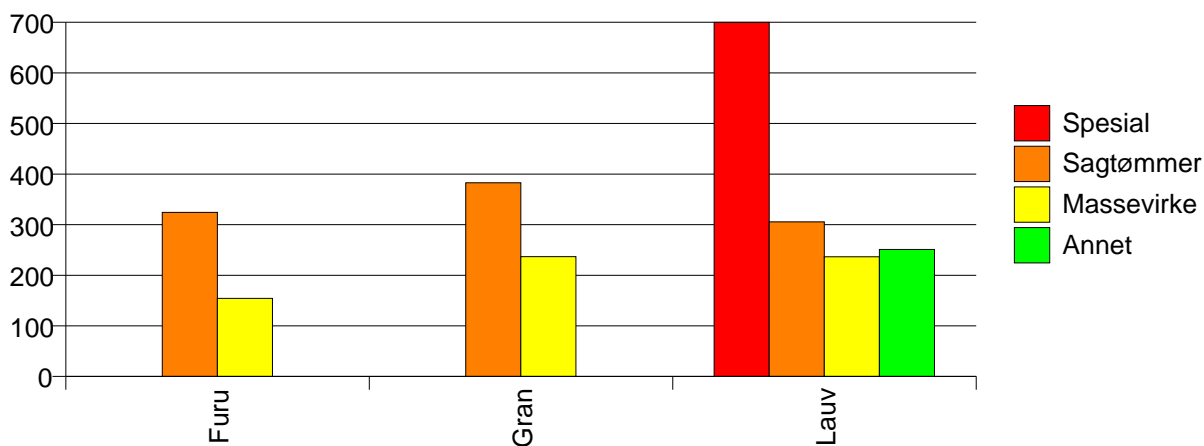
Volum (prosentfordelt)



Gjennomsnittspris (kr/kbm)

	Spesial	Sagtømmer	Massevirke	Annet	Vrak	Snitt
Furu		324	154		0	234
Gran		383	237		0	279
Lauv	700	305	237	251		269
Snitt	700	365	236	251	0	276

Gjennomsnittspris (kr/kbm)

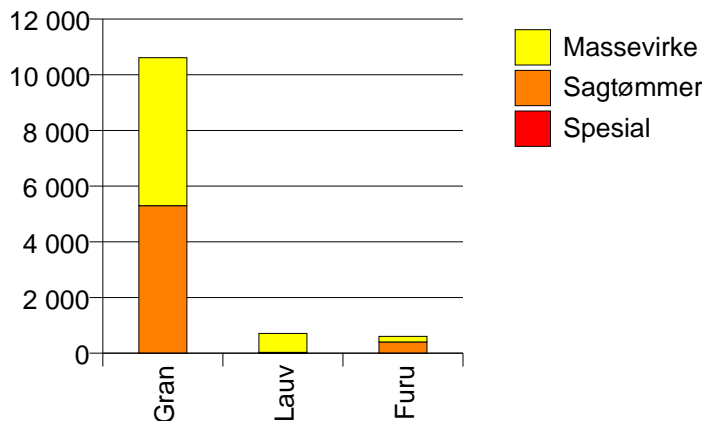


706 SANDEFJORD

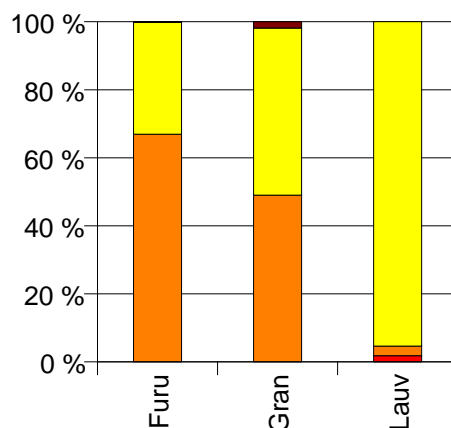
Volum (kbm)

	Spesial	Sagtømmer	Massevirke	Vrak	Sum:
Furu		407	200	1	608
Gran		5 300	5 312	200	10 812
Lauv	13	20	676		709
Sum:	13	5 727	6 188	201	12 129

Volum (kbm)



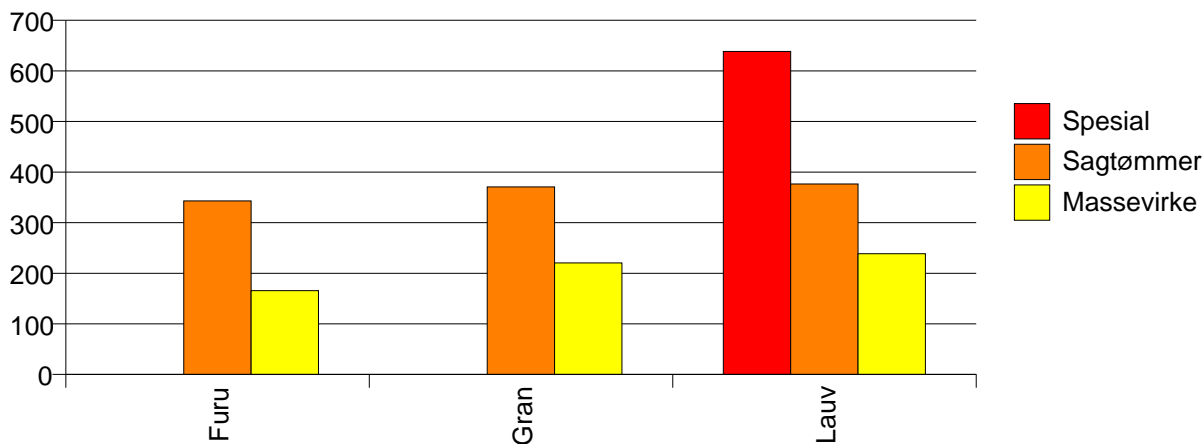
Volum (prosentfordelt)



Gjennomsnittspris (kr/kbm)

	Spesial	Sagtømmer	Massevirke	Vrak	Snitt
Furu		343	166	0	284
Gran		371	220	0	290
Lauv	638	376	239		250
Snitt	638	369	221	0	287

Gjennomsnittspris (kr/kbm)

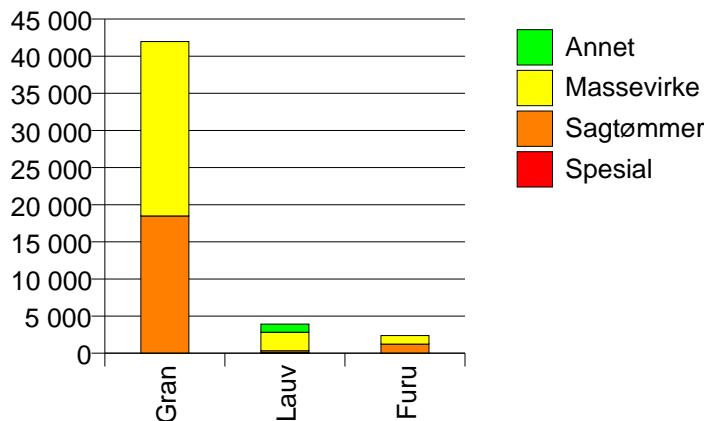


709 LARVIK

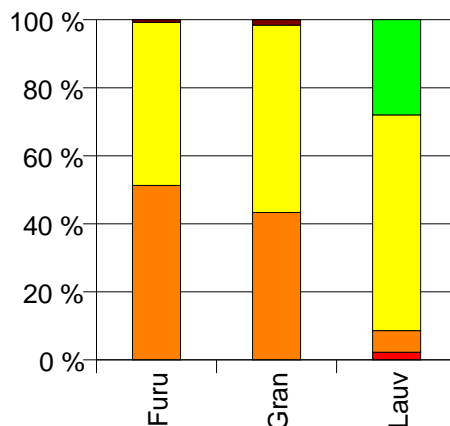
Volum (kbm)

	Spesial	Sagtømmer	Massevirke	Annet	Vrak	Sum:
Furu		1 233	1 153		18	2 404
Gran		18 489	23 492		671	42 652
Lauv	89	250	2 492	1 100		3 931
Sum:	89	19 972	27 137	1 100	689	48 987

Volum (kbm)



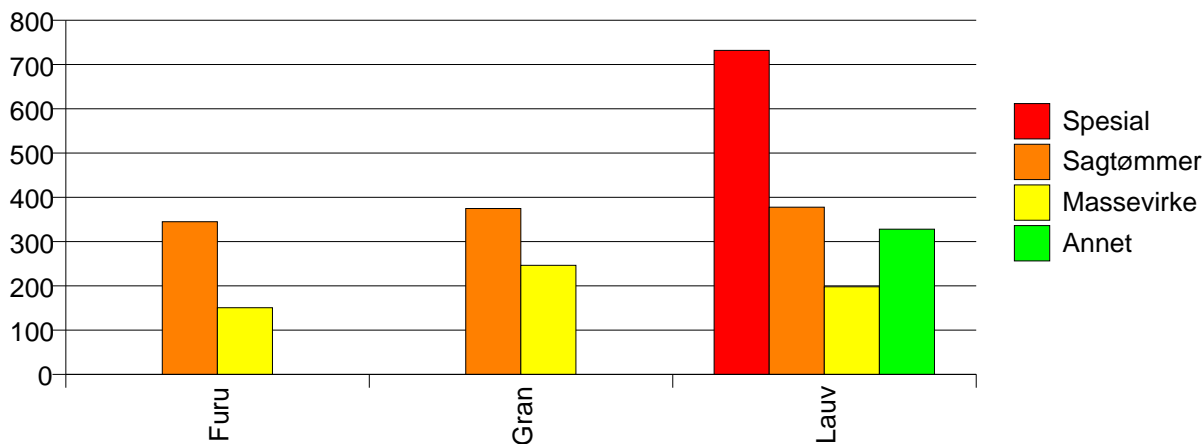
Volum (prosentfordelt)



Gjennomsnittspris (kr/kbm)

	Spesial	Sagtømmer	Massevirke	Annet	Vrak	Snitt
Furu		345	151		0	249
Gran		375	247		0	298
Lauv	732	378	198	328		258
Snitt	732	373	238	328	0	293

Gjennomsnittspris (kr/kbm)

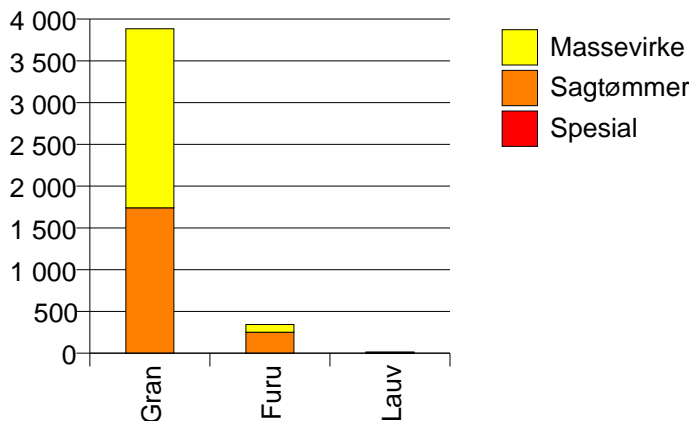


711 SVELVIK

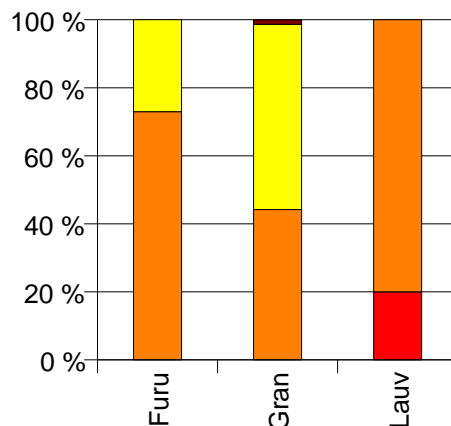
Volum (kbm)

	Spesial	Sagtømmer	Massevirke	Vrak	Sum:
Furu		251	93		344
Gran		1 741	2 144	53	3 938
Lauv	3	12	0		15
Sum:	3	2 004	2 237	53	4 297

Volum (kbm)



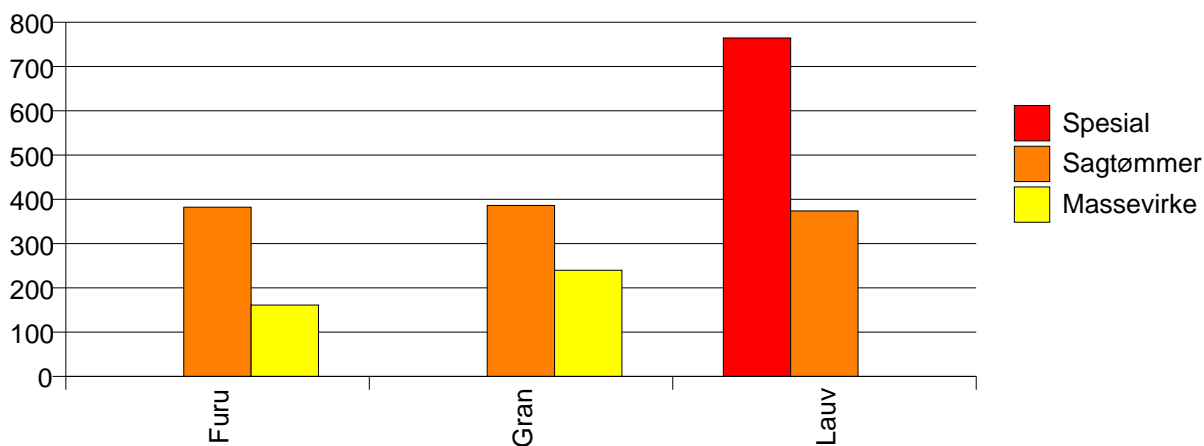
Volum (prosentfordelt)



Gjennomsnittspris (kr/kbm)

	Spesial	Sagtømmer	Massevirke	Vrak	Snitt
Furu		382	161		323
Gran		386	240	0	301
Lauv	765	374	#DIV/0		537
Snitt	765	386	237	0	304

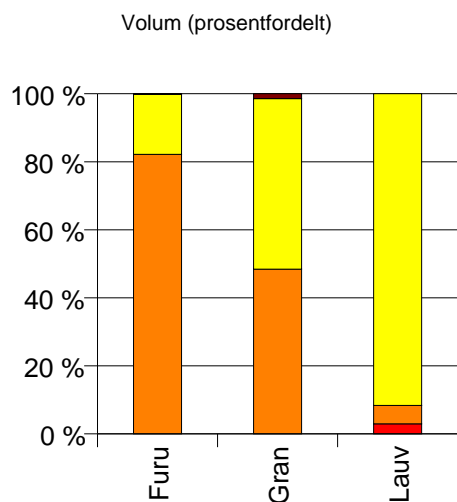
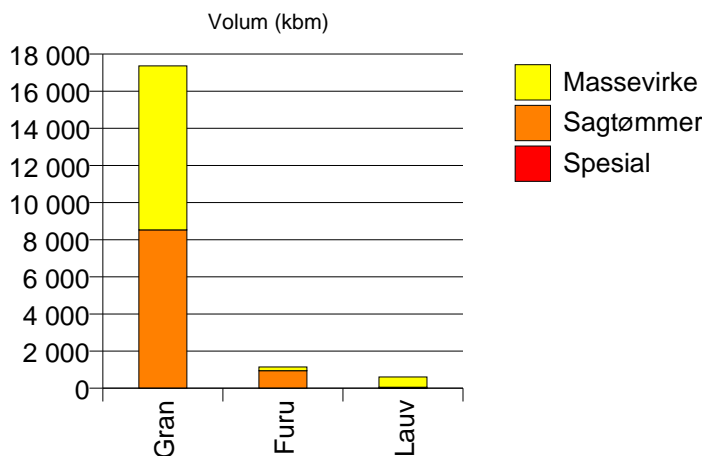
Gjennomsnittspris (kr/kbm)



713 SANDE

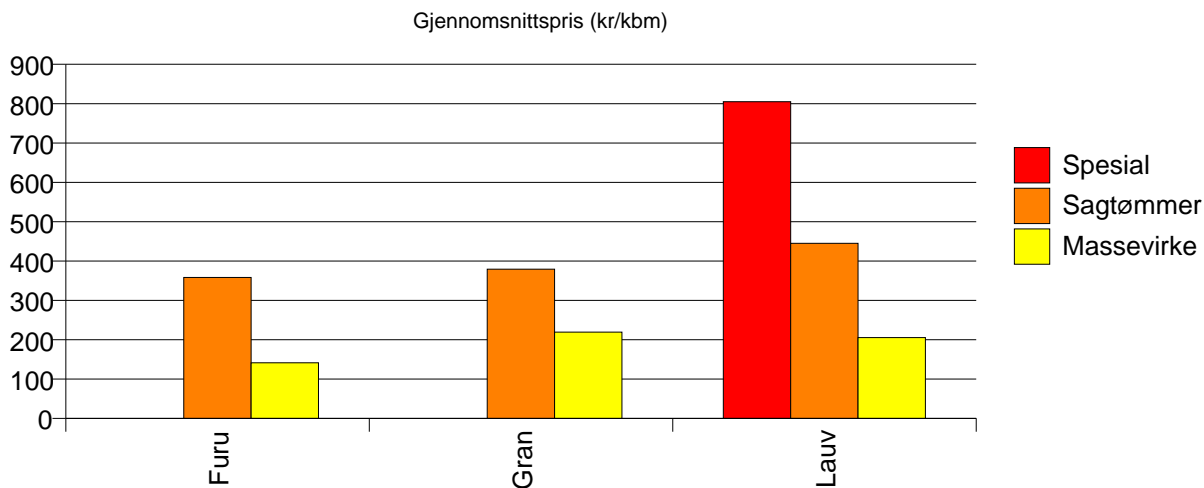
Volum (kbm)

	Spesial	Sagtømmer	Massevirke	Vrak	Sum:
Furu		946	203	2	1 151
Gran		8 529	8 835	250	17 614
Lauv	18	33	559		610
Sum:	18	9 508	9 597	252	19 375



Gjennomsnittspris (kr/kbm)

	Spesial	Sagtømmer	Massevirke	Vrak	Snitt
Furu		358	142	0	320
Gran		379	220	0	294
Lauv	805	445	206		236
Snitt	805	378	217	0	294

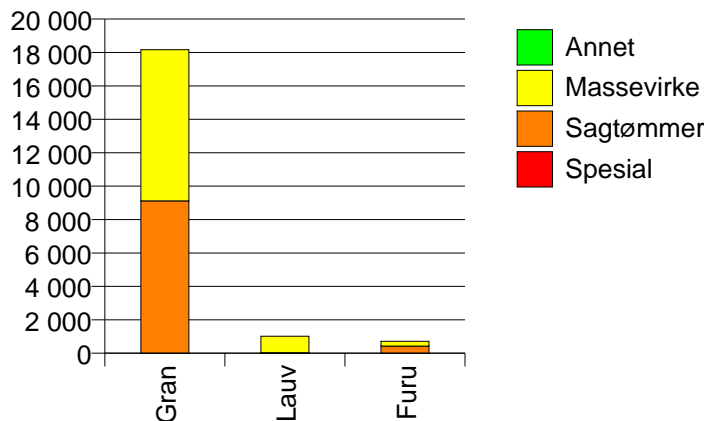


714 HOF

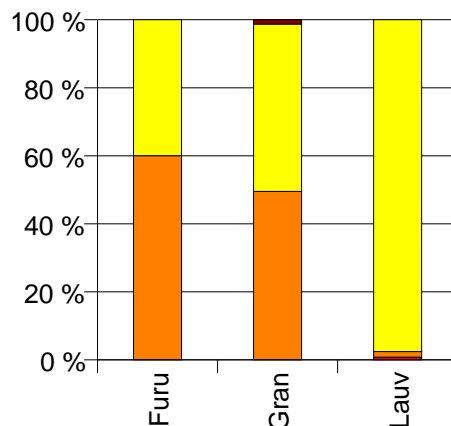
Volum (kbm)

	Spesial	Sagtømmer	Massevirke	Annet	Vrak	Sum:
Furu		428	285			713
Gran		9 115	9 057		232	18 404
Lauv	8	17	991	0		1 016
Sum:	8	9 560	10 333	0	232	20 133

Volum (kbm)



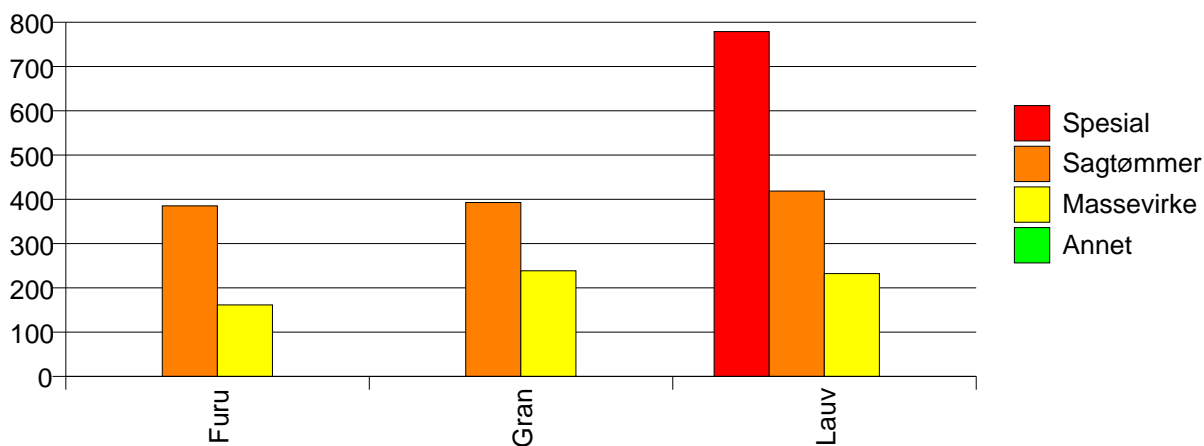
Volum (prosentfordelt)



Gjennomsnittspris (kr/kbm)

	Spesial	Sagtømmer	Massevirke	Annet	Vrak	Snitt
Furu		385	161			296
Gran		393	239		0	312
Lauv	779	419	232	#DIV/0		241
Snitt	779	393	236	#DIV/0	0	308

Gjennomsnittspris (kr/kbm)

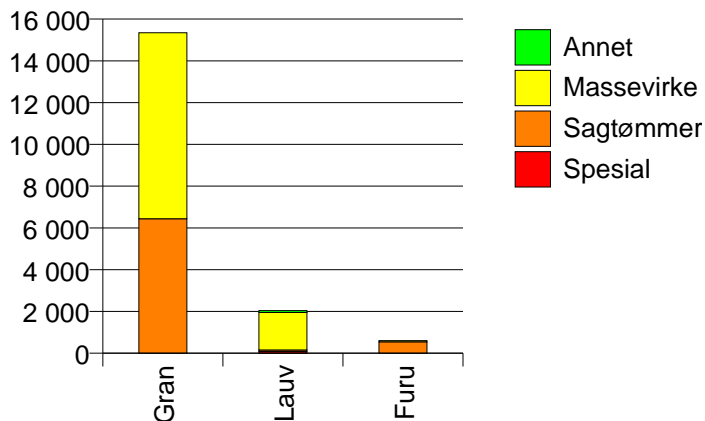


716 RE

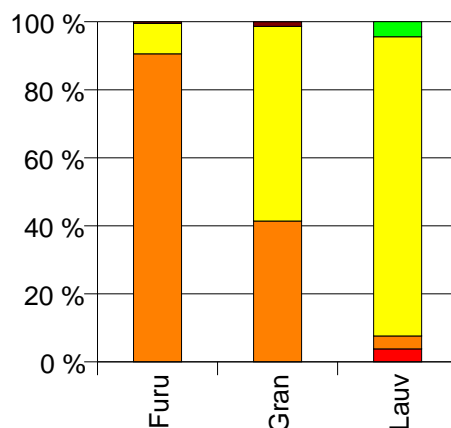
Volum (kbm)

	Spesial	Sagtømmer	Massevirke	Annet	Vrak	Sum:
Furu		548	54		3	605
Gran		6 441	8 903		210	15 554
Lauv	78	78	1 795	90		2 041
Sum:	78	7 067	10 752	90	213	18 200

Volum (kbm)



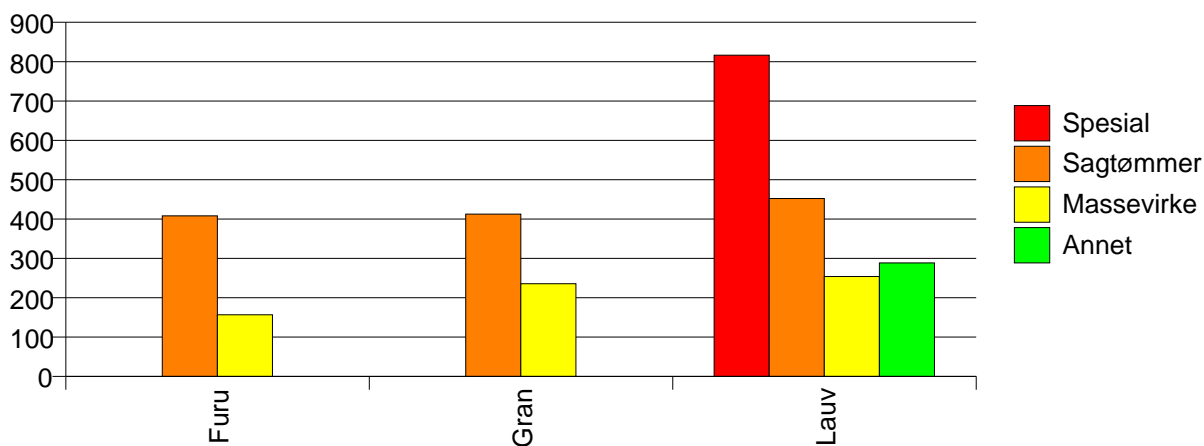
Volum (prosentfordelt)



Gjennomsnittspris (kr/kbm)

	Spesial	Sagtømmer	Massevirke	Annet	Vrak	Snitt
Furu		408	157		0	384
Gran		412	236		0	306
Lauv	817	452	254	288		284
Snitt	817	413	238	288	0	306

Gjennomsnittspris (kr/kbm)

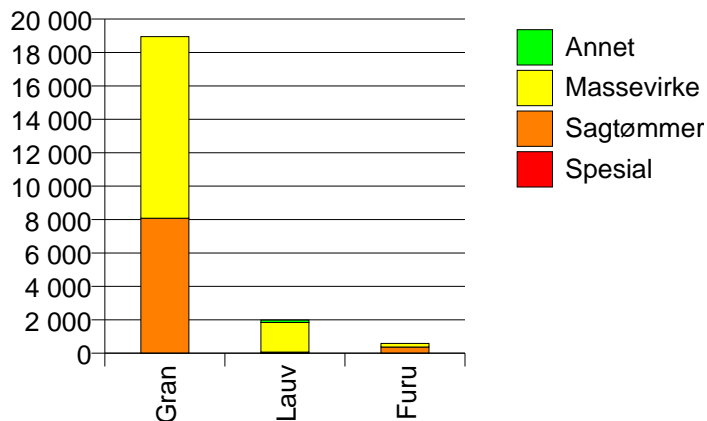


719 ANDEBU

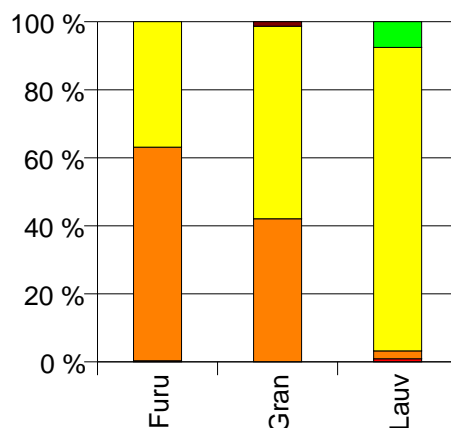
Volum (kbm)

	Spesial	Sagtømmer	Massevirke	Annet	Vrak	Sum:
Furu	2	368	216			586
Gran		8 084	10 868		251	19 203
Lauv	18	46	1 773	150		1 987
Sum:	20	8 498	12 857	150	251	21 776

Volum (kbm)



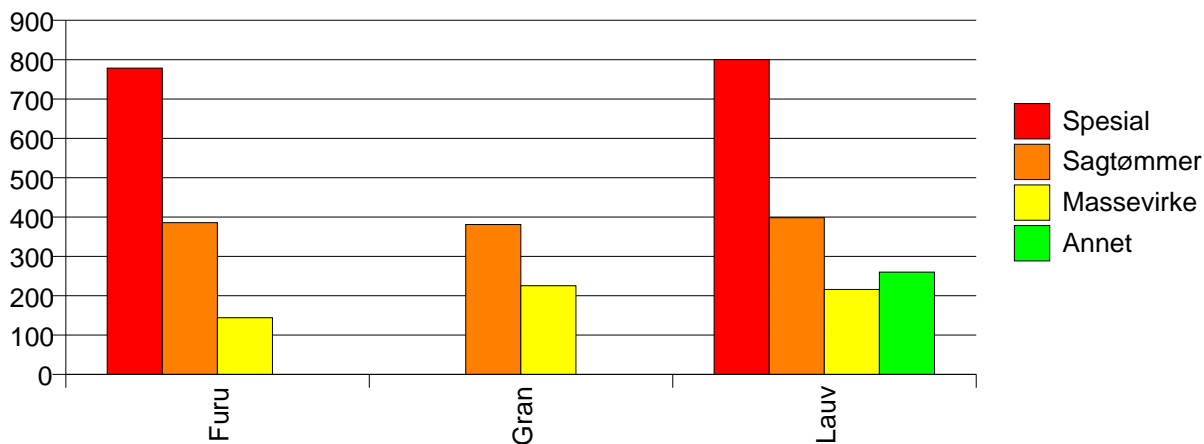
Volum (prosentfordelt)



Gjennomsnittspris (kr/kbm)

	Spesial	Sagtømmer	Massevirke	Annet	Vrak	Snitt
Furu	779	386	144			298
Gran		381	226		0	288
Lauv	800	398	216	260		229
Snitt	798	381	223	260	0	283

Gjennomsnittspris (kr/kbm)

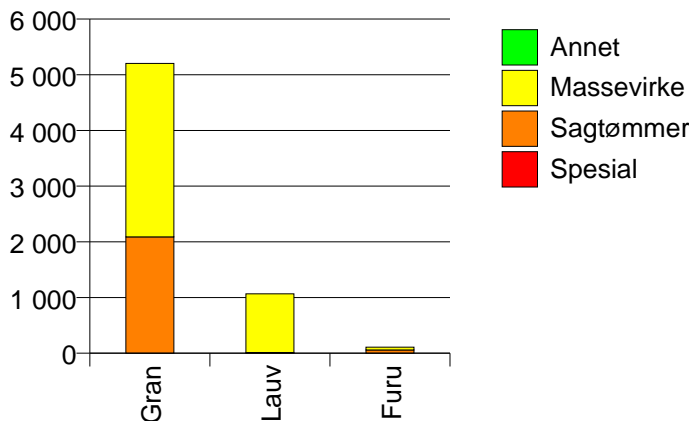


720 STOKKE

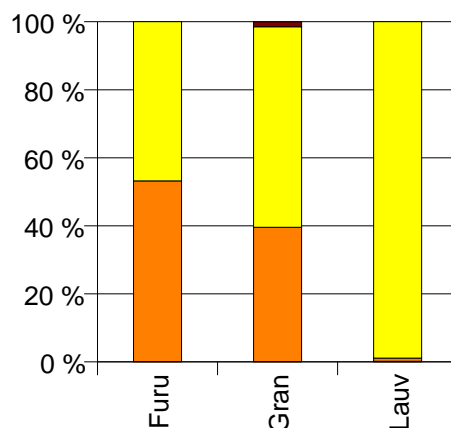
Volum (kbm)

	Spesial	Sagtømmer	Massevirke	Annet	Vrak	Sum:
Furu		58	51	0		109
Gran		2 090	3 113		78	5 281
Lauv	2	10	1 055	0		1 067
Sum:	2	2 158	4 219	0	78	6 457

Volum (kbm)



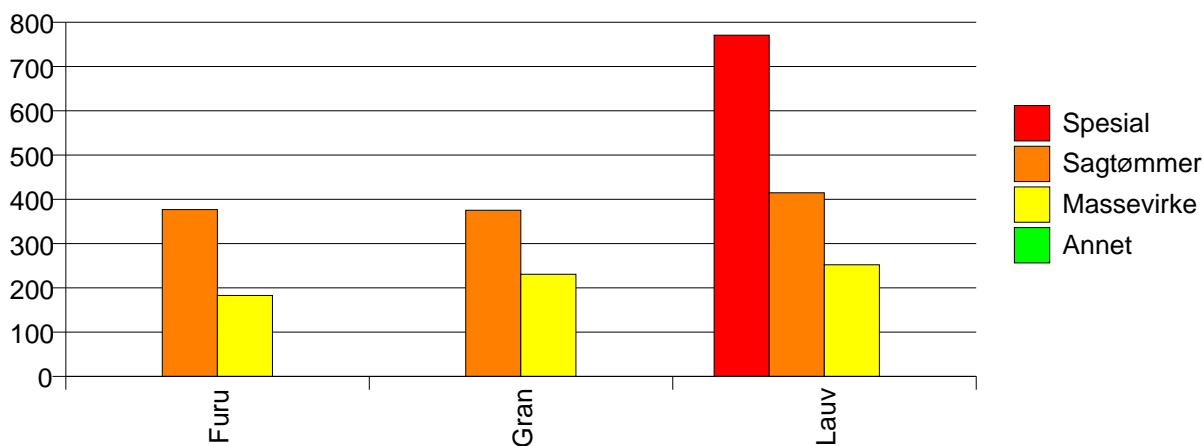
Volum (prosentfordelt)



Gjennomsnittspris (kr/kbm)

	Spesial	Sagtømmer	Massevirke	Annet	Vrak	Snitt
Furu		377	183	#DIV/0		287
Gran		375	231		0	285
Lauv	771	415	252	#DIV/0		256
Snitt	771	376	236	#DIV/0	0	280

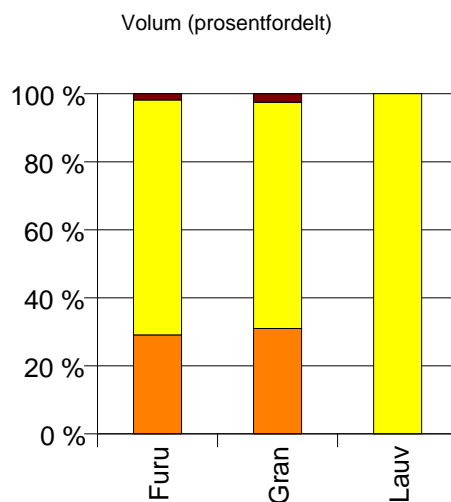
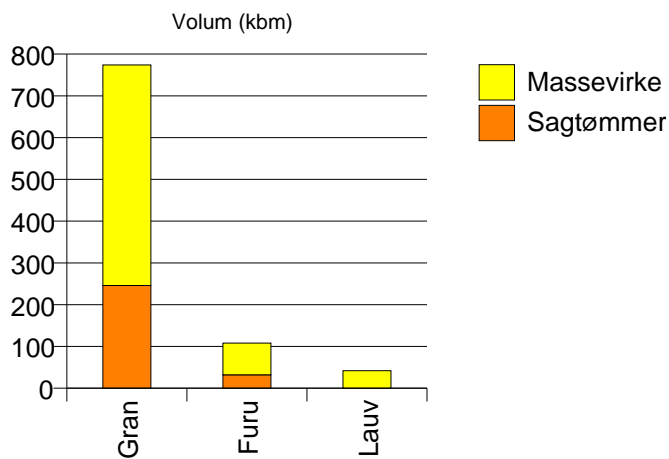
Gjennomsnittspris (kr/kbm)



722 NØTTERØY

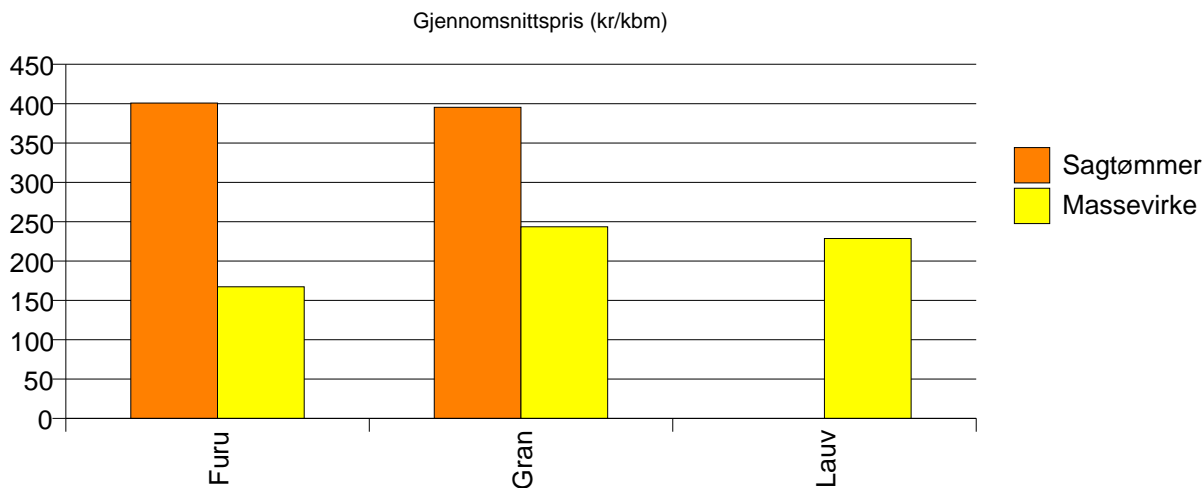
Volum (kbm)

	Sagtømmer	Massevirke	Vrak	Sum:
Furu	32	76	2	110
Gran	246	528	20	794
Lauv		42		42
Sum:	278	646	22	946



Gjennomsnittspris (kr/kbm)

	Sagtømmer	Massevirke	Vrak	Snitt
Furu	401	167	0	232
Gran	395	244	0	285
Lauv		229		229
Snitt	396	234	0	276

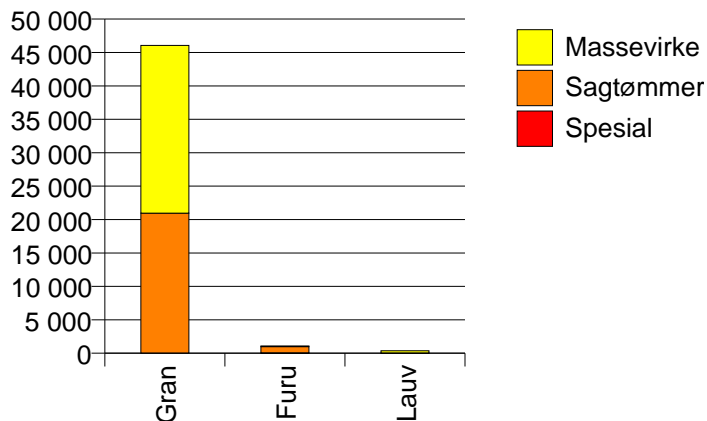


728 LARDAL

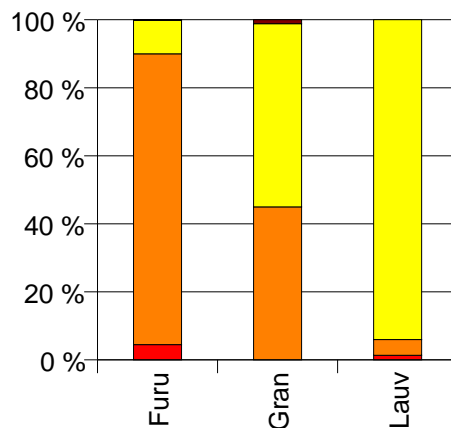
Volum (kbm)

	Spesial	Sagtømmer	Massevirke	Vrak	Sum:
Furu	49	932	107	2	1 090
Gran		20 964	25 093	539	46 596
Lauv	5	17	346		368
Sum:	54	21 913	25 546	541	48 054

Volum (kbm)



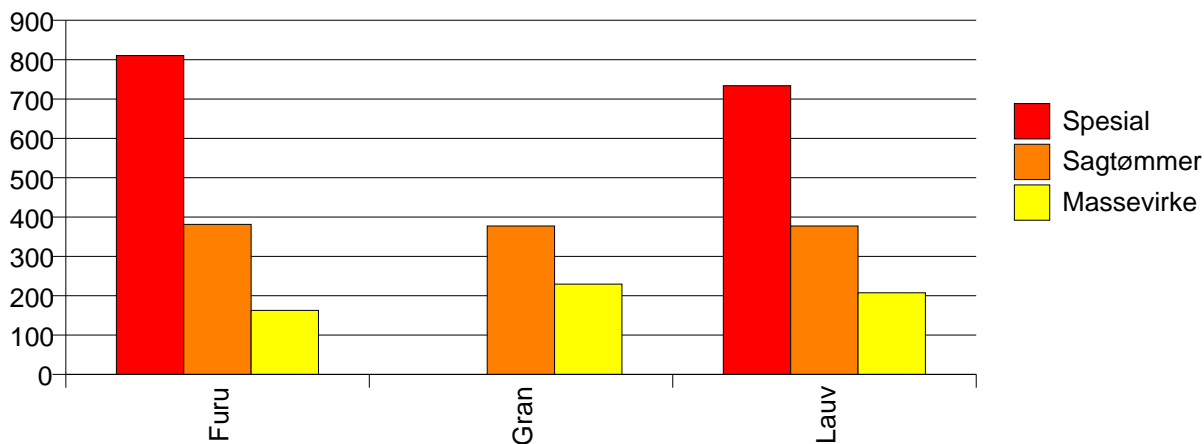
Volum (prosentfordelt)



Gjennomsnittspris (kr/kbm)

	Spesial	Sagtømmer	Massevirke	Vrak	Snitt
Furu	810	381	163	0	378
Gran		377	230	0	293
Lauv	734	377	208		223
Snitt	803	377	229	0	295

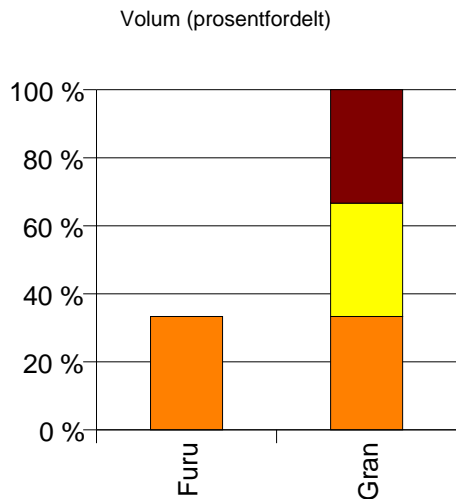
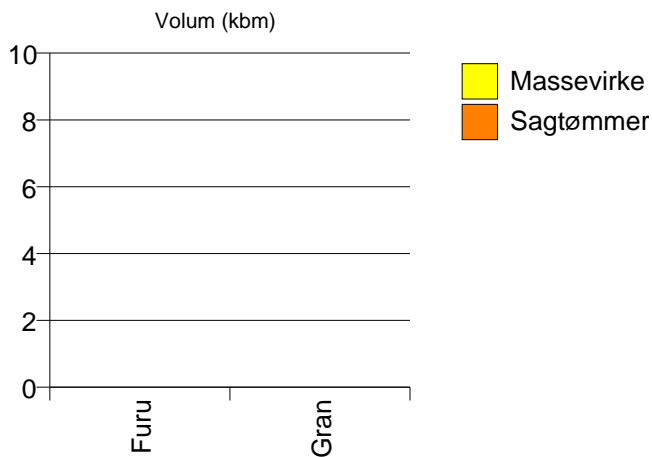
Gjennomsnittspris (kr/kbm)



718 RAMNES t.o.m 2001

Volum (kbm)

	Sagtømmer	Massevirke	Vrak	Sum:
Furu	0			0
Gran	0	0	0	0
Sum:	0	0	0	0



Gjennomsnittspris (kr/kbm)

	Sagtømmer	Massevirke	Vrak	Snitt
Furu	#DIV/0			#DIV/0
Gran	#DIV/0	#DIV/0	#DIV/0	#DIV/0
Snitt	#DIV/0	#DIV/0	#DIV/0	#DIV/0

