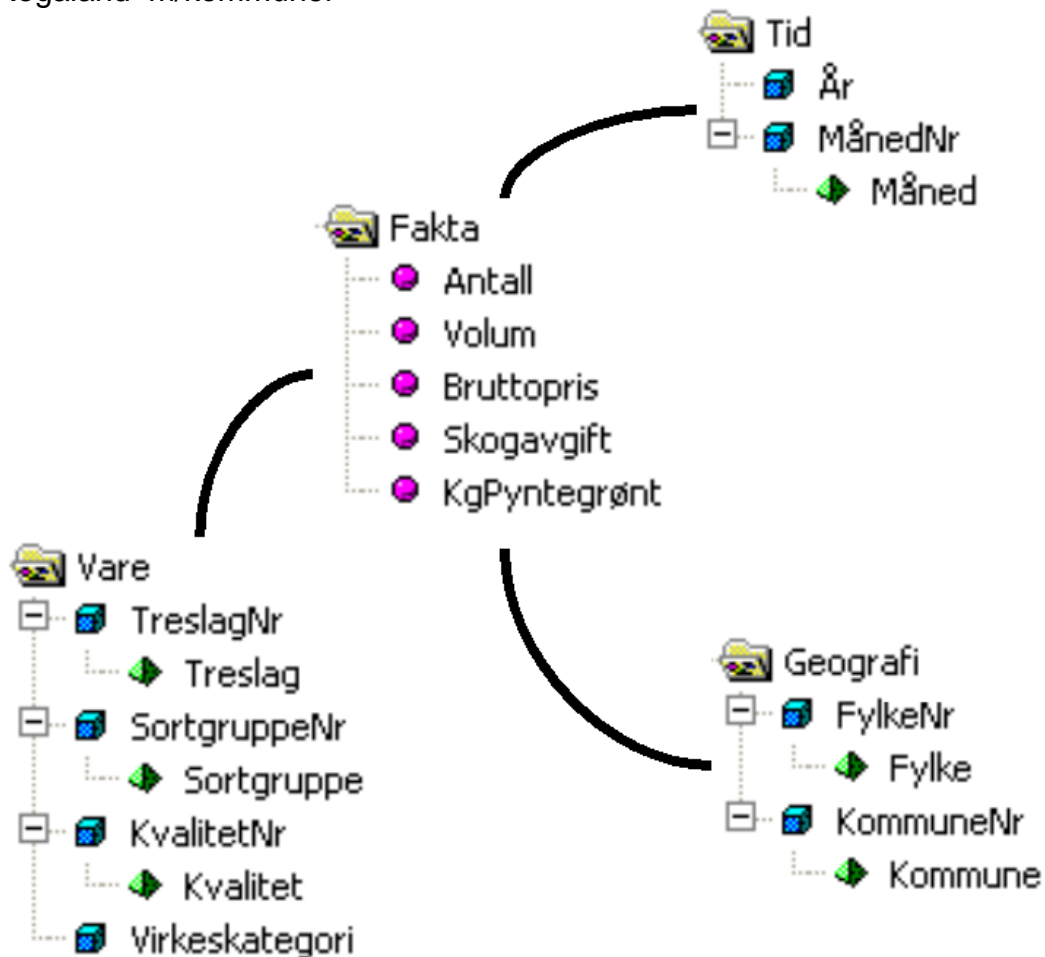


Virkestatistikk fra SKOG-DATA AS

Rogaland m/kommuner



Dataene i rapporten er hentet fra databasen som inneholder virkesdata med tilhørende innbetalinger av skogavgift. Rapporten er laget med Business Objects, som er sluttbrukerverktøyet i Skog-Data sine nye datavarehus-løsninger. Business Objects er ett meget sterkt rapportverktøy som kan presentere store mengder data effektivt.

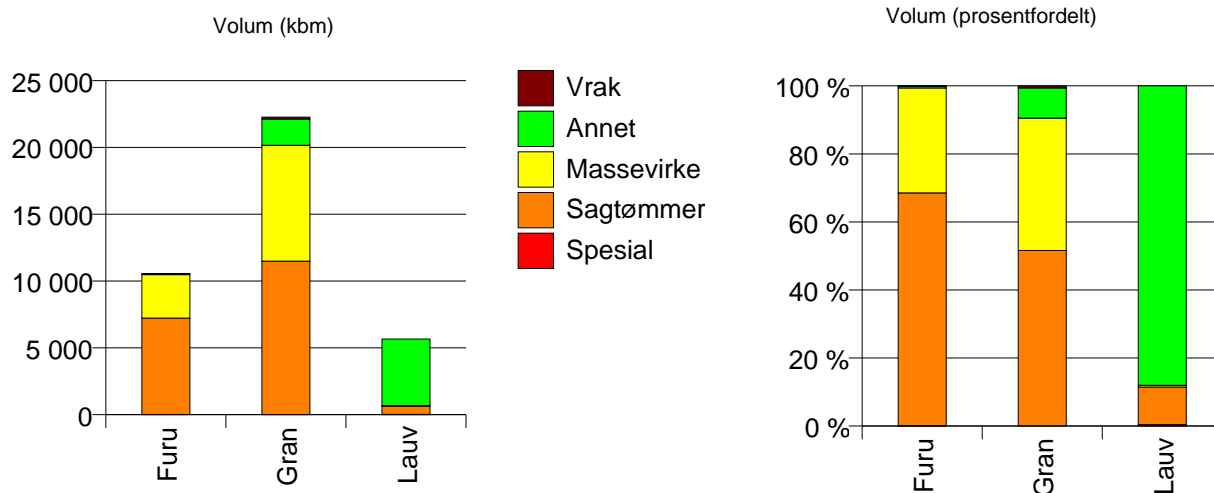
Rapportene kan lastes ned fra www.skogdata.no/statistikk

For mer informasjon, kontakt: alexanderh@skogdata.no

Rogaland

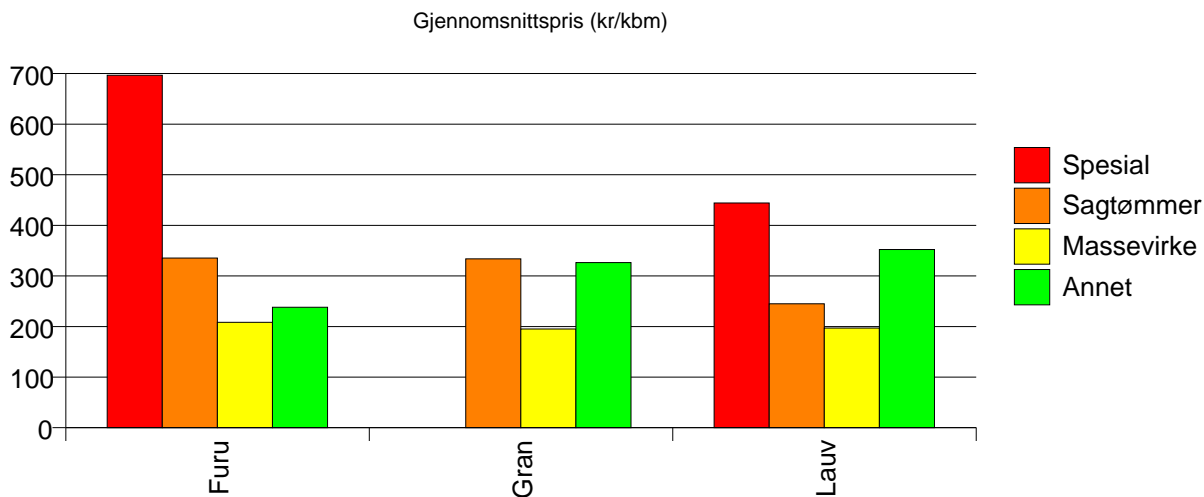
Volum 2003

	Spesial	Sagtømmer	Massevirke	Annet	Vrak	Sum:
Furu	11	7 217	3 255	50	13	10 546
Gran		11 485	8 671	1 968	136	22 260
Lauv	23	627	28	4 984		5 662
Sum:	34	19 329	11 954	7 002	149	38 468



Gjennomsnittspris 2003 (kr/kbm)

	Spesial	Sagtømmer	Massevirke	Annet	Vrak	Snitt:
Furu	697	335	208	238	0	296
Gran		334	195	326	0	277
Lauv	444	245	197	352		340
Snitt:	526	332	199	344	0	291

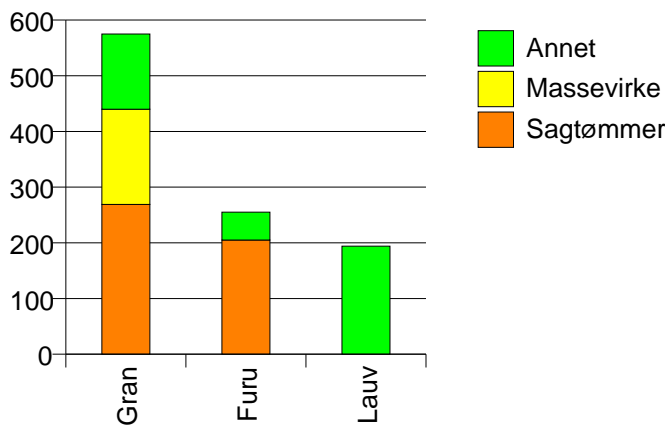


1101 EIGERSUND

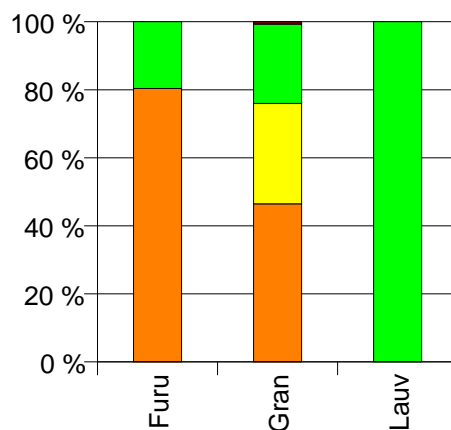
Volum 2003 (kbm)

	Sagtømmer	Massevirke	Annet	Vrak	Sum:
Furu	205		50		255
Gran	269	171	135	4	579
Lauv			194		194
Sum:	474	171	379	4	1 028

Volum (kbm)



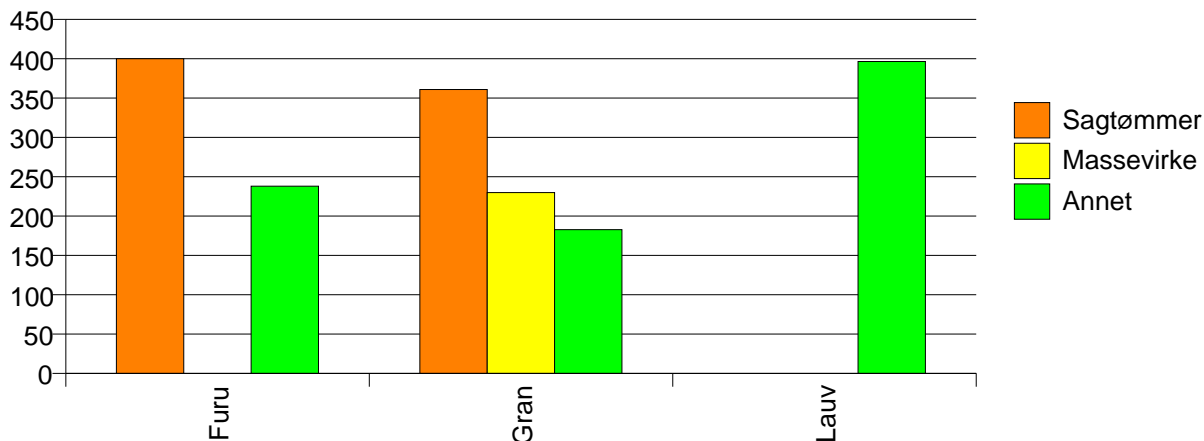
Volum (prosentfordelt)



Gjennomsnittspris 2003 (kr/kbm)

	Sagtømmer	Massevirke	Annet	Vrak	Snitt
Furu	400		238		368
Gran	361	230	183	0	278
Lauv			396		396
Snitt	378	230	299	0	323

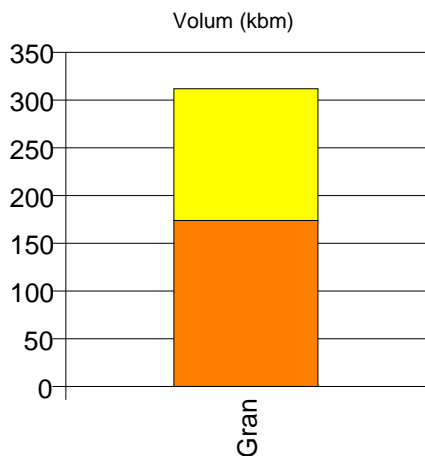
Gjennomsnittspris (kr/kbm)



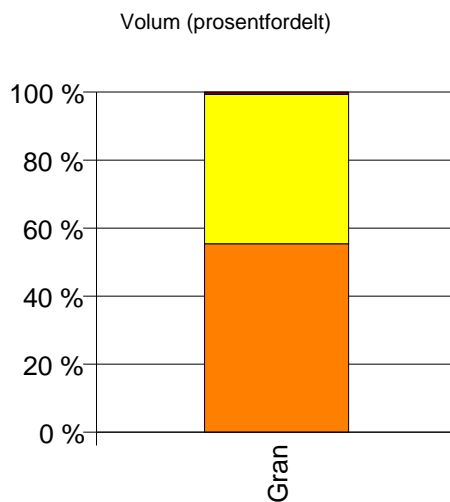
1102 SANDNES

Volum 2003 (kbm)

	Sagtømmer	Massevirke	Vrak	Sum:
Gran	174	138	2	314
Sum:	174	138	2	314

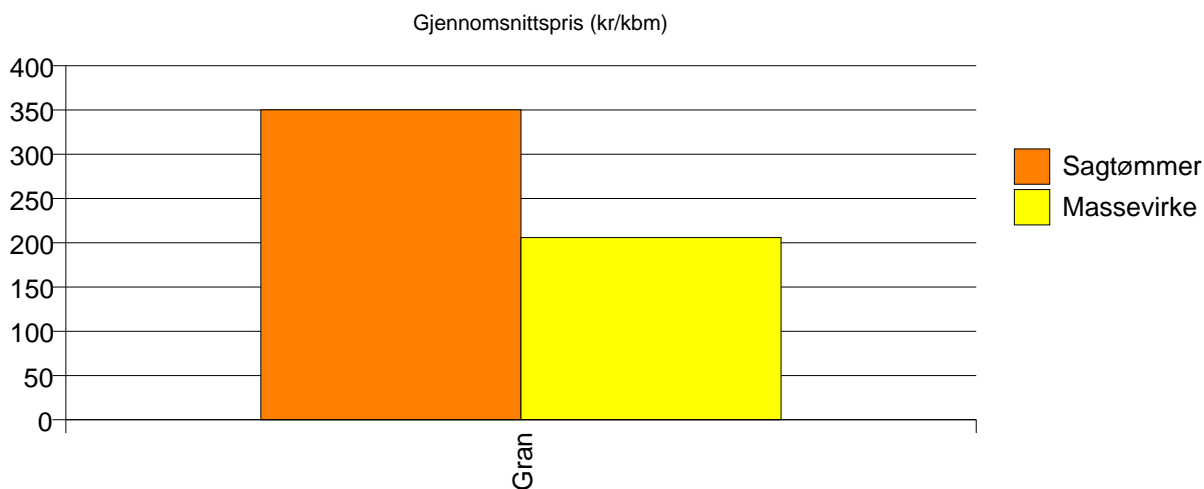


■ Massevirke
■ Sagtømmer



Gjennomsnittspris 2003 (kr/kbm)

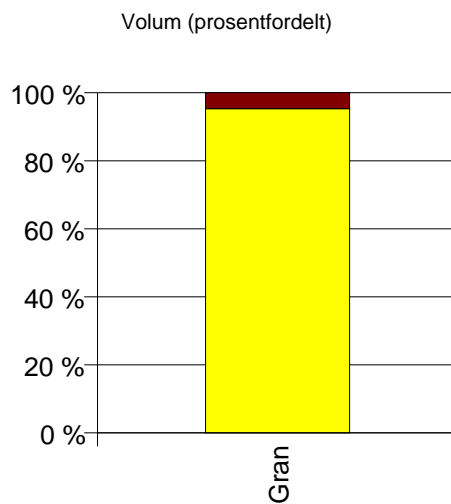
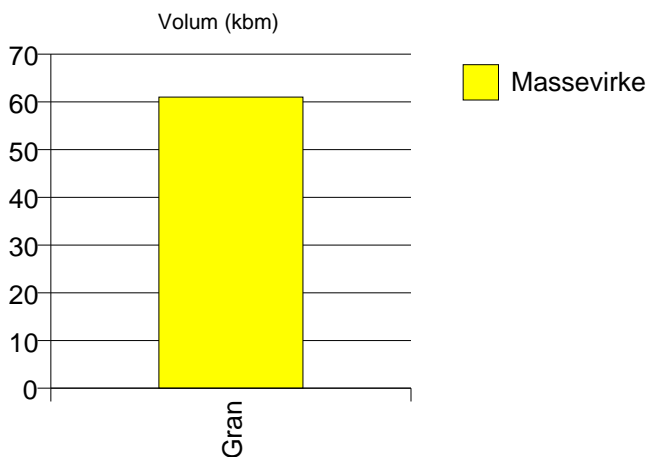
Gran	350	206	0	284
Snitt	350	206	0	284



1106 HAUGESUND


Volum 2003 (kbm)

	Massevirke	Vrak	Sum:
Gran	61	3	64
Sum:	61	3	64



Gjennomsnittspris 2003 (kr/kbm)

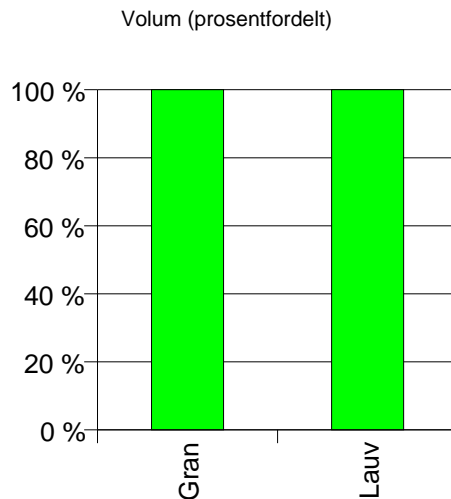
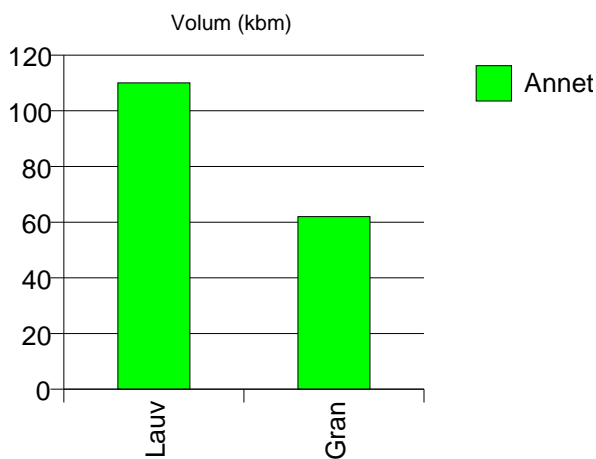
Gran	168	0	160
Snitt	168	0	160



1111 SOKNDAL

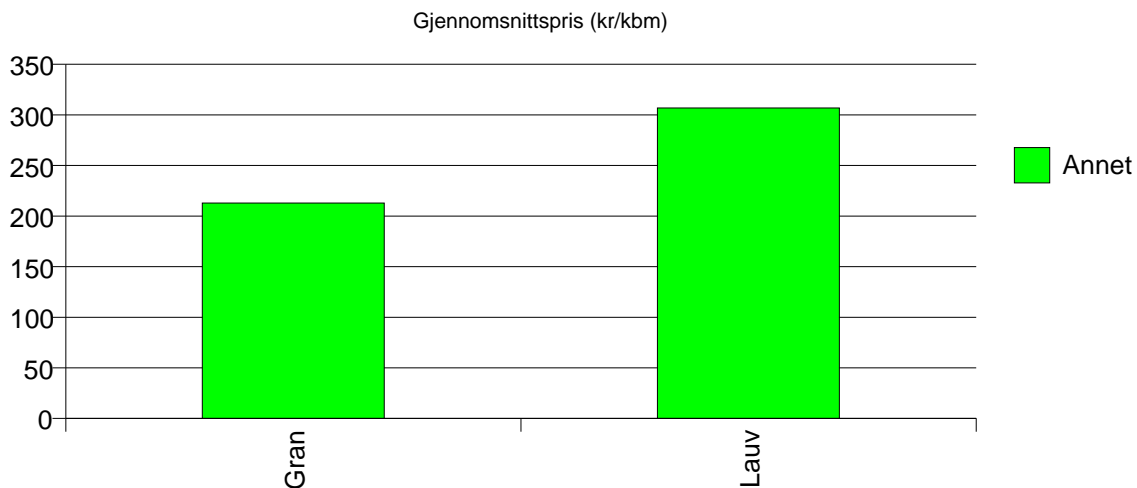
Volum 2003 (kbm)

	Annet	Sum:
Gran	62	62
Lauv	110	110
Sum:	172	172



Gjennomsnittspris 2003 (kr/kbm)

	Annet	Snitt
Gran	213	213
Lauv	307	307
Snitt	273	273

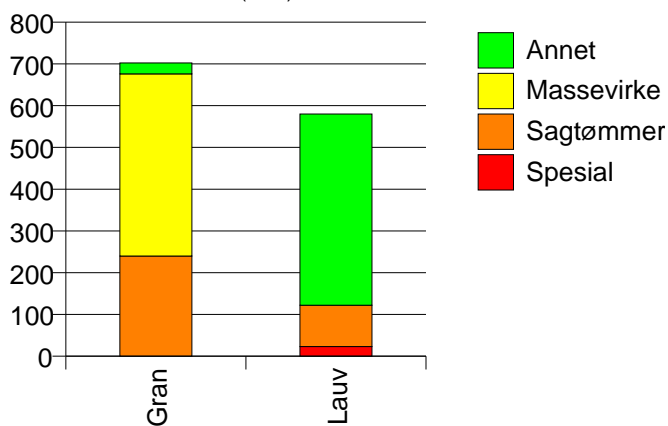


1112 LUND

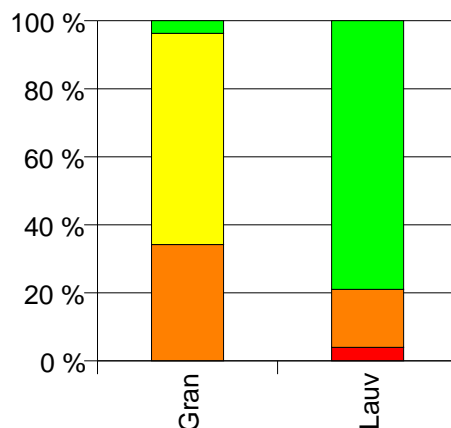
Volum 2003 (kbm)

	Spesial	Sagtømmer	Massevirke	Annet	Sum:
Gran		240	436	26	702
Lauv	23	99		458	580
Sum:	23	339	436	484	1 282

Volum (kbm)



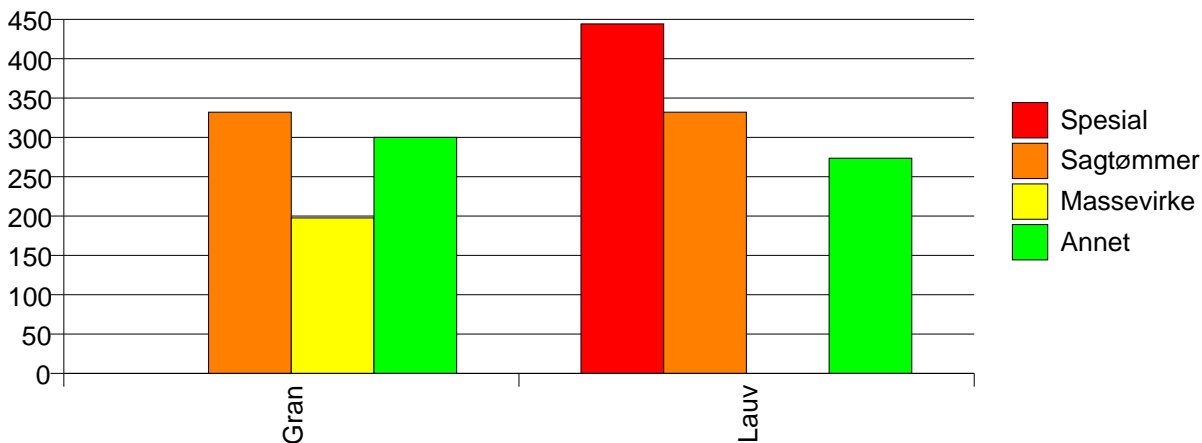
Volum (prosentfordelt)



Gjennomsnittspris 2003 (kr/kbm)

	Spesial	Sagtømmer	Massevirke	Annet	Snitt
Gran		332	198	300	247
Lauv	444	332		274	290
Snitt	444	332	198	275	267

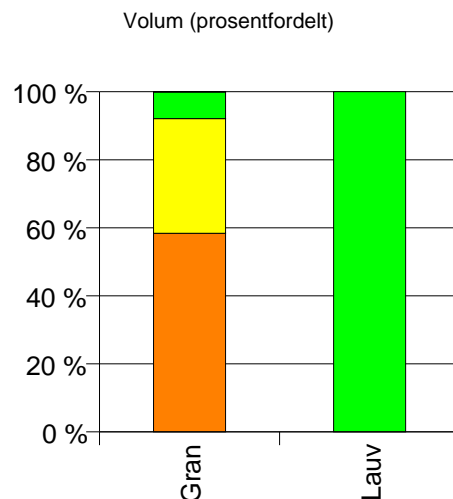
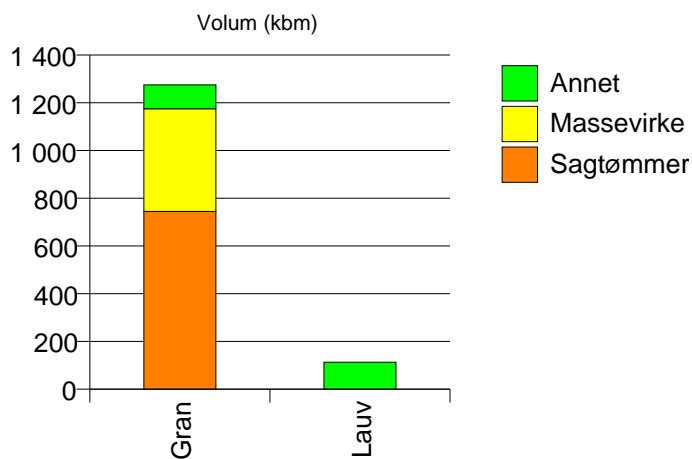
Gjennomsnittspris (kr/kbm)



1114 BJERKREIM

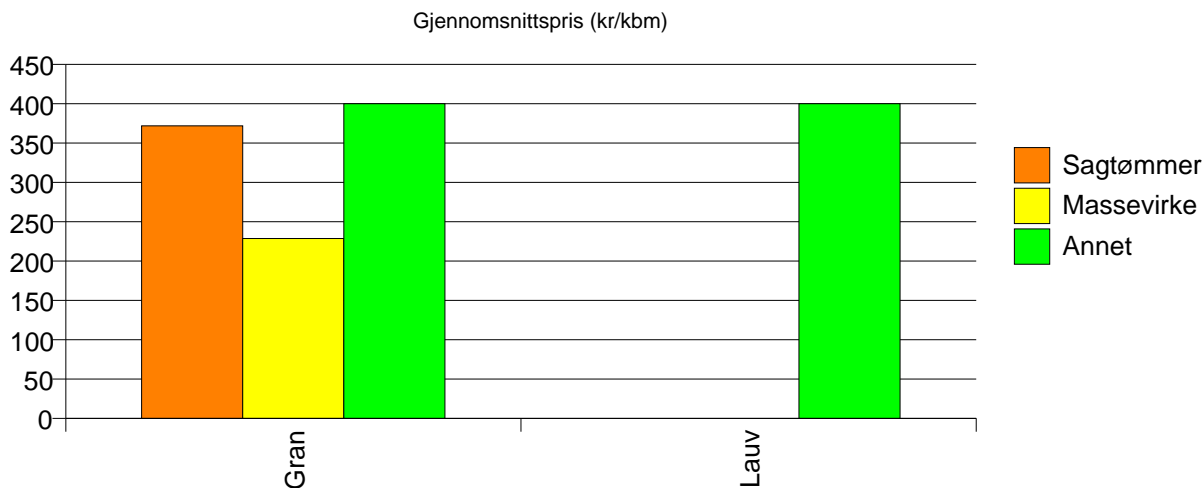
Volum 2003 (kbm)

	Sagtømmer	Massevirke	Annet	Vrak	Sum:
Gran	745	430	100	1	1 276
Lauv			113		113
Sum:	745	430	213	1	1 389



Gjennomsnittspris 2003 (kr/kbm)

	Sagtømmer	Massevirke	Annet	Vrak	Snitt
Gran	372	229	400	0	326
Lauv			400		400
Snitt	372	229	400	0	332



1119 HÅ

Volum 2003 (kbm)

Sum:

Sum:

Volum (kbm)

Volum (prosentfordelt)

Snitt

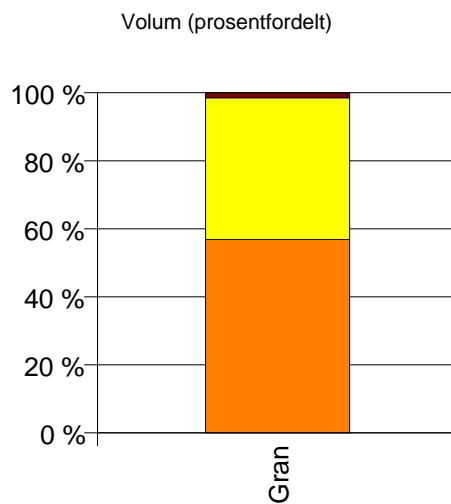
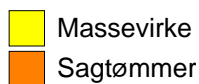
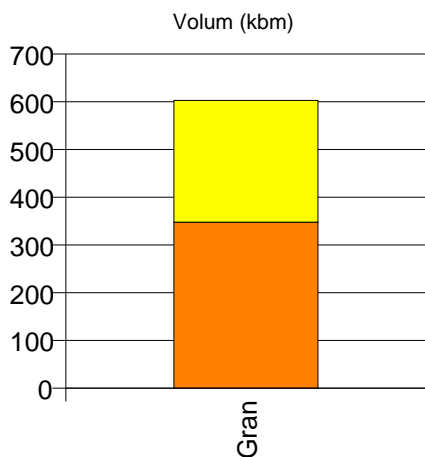
Gjennomsnittspris 2003 (kr/kbm)

Gjennomsnittspris (kr/kbm)

1121 TIME

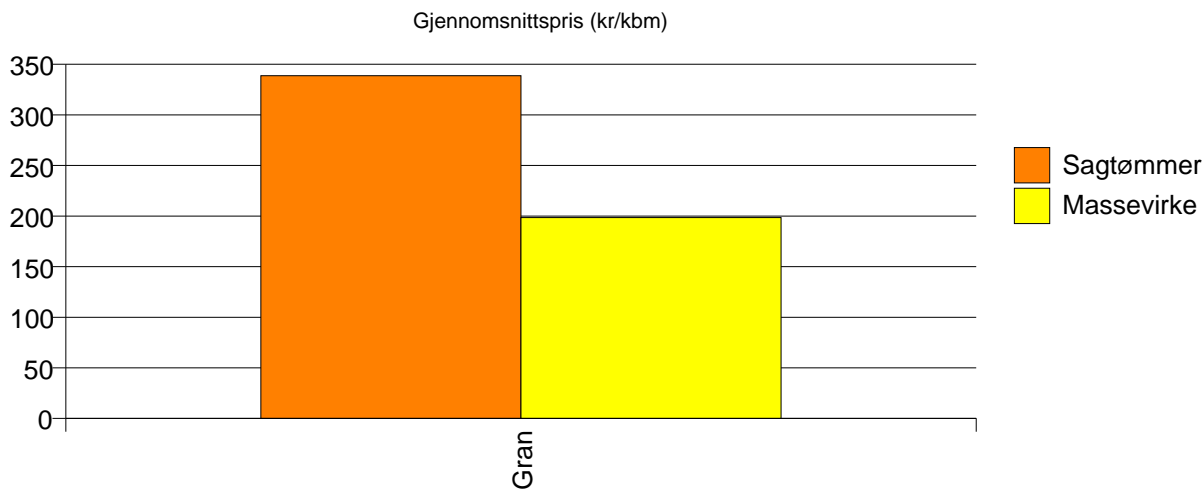
Volum 2003 (kbm)

	Sagtømmer	Massevirke	Vrak	Sum:
Gran	348	255	9	612
Sum:	348	255	9	612



Gjennomsnittspris 2003 (kr/kbm)

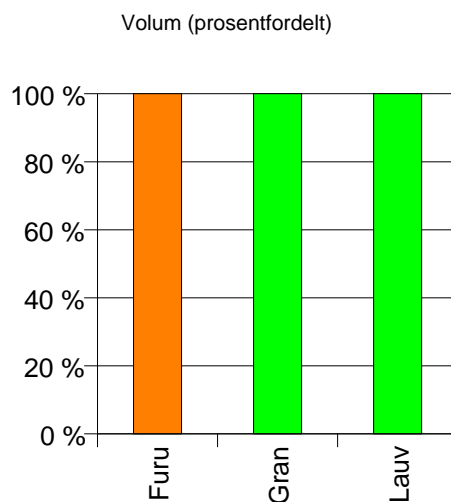
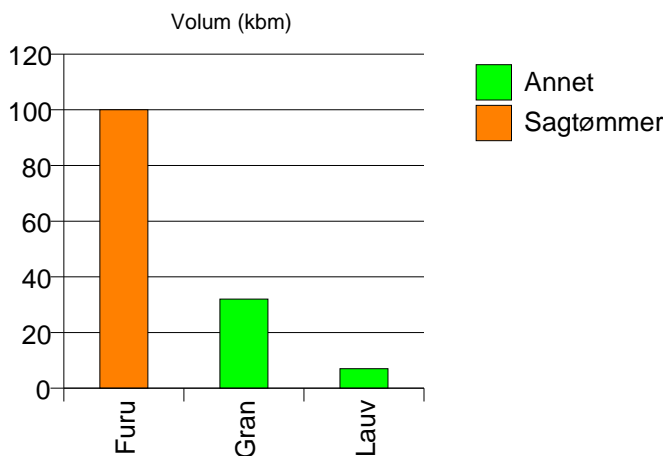
Gran	339	199	0	275
Snitt	339	199	0	275



1129 FORSAND

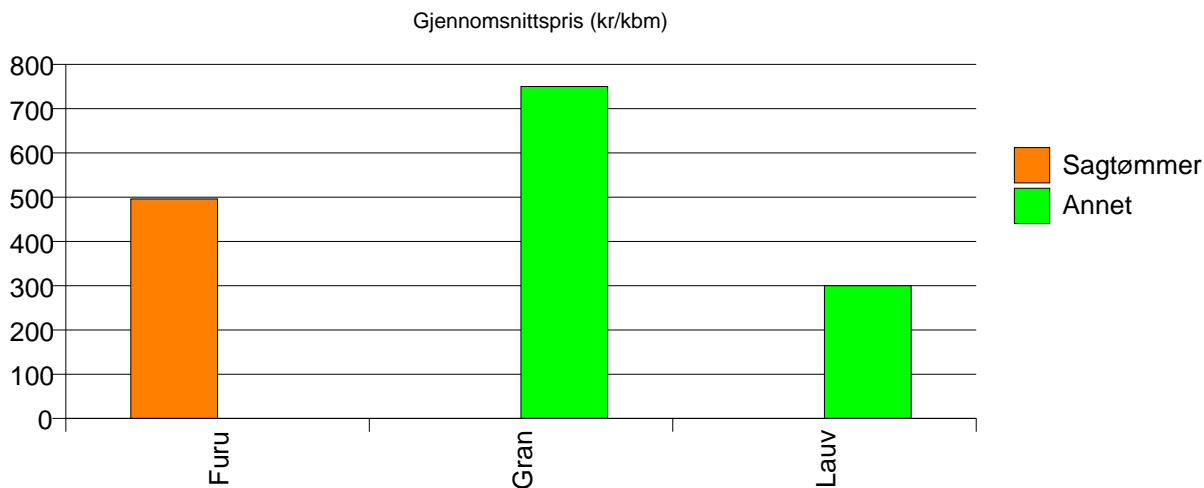
Volum 2003 (kbm)

	Sagtømmer	Annet	Sum:
Furu	100		100
Gran		32	32
Lauv		7	7
Sum:	100	39	139



Gjennomsnittspris 2003 (kr/kbm)

	Sagtømmer	Annet	Snitt
Furu	496		496
Gran		750	750
Lauv		300	300
Snitt	496	669	545

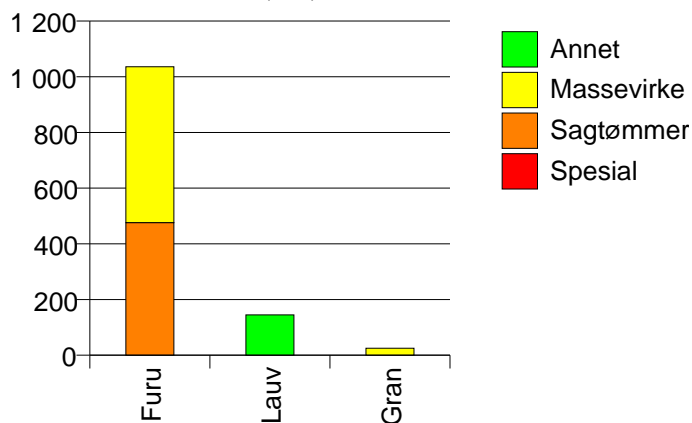


1130 STRAND

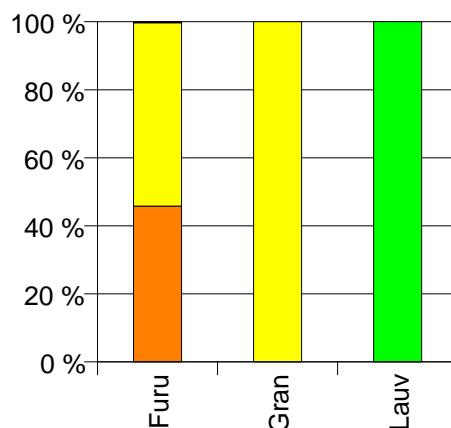
Volum 2003 (kbm)

	Spesial	Sagtømmer	Massevirke	Annet	Vrak	Sum:
Furu	0	476	560		3	1 039
Gran			25			25
Lauv				145		145
Sum:	0	476	585	145	3	1 209

Volum (kbm)



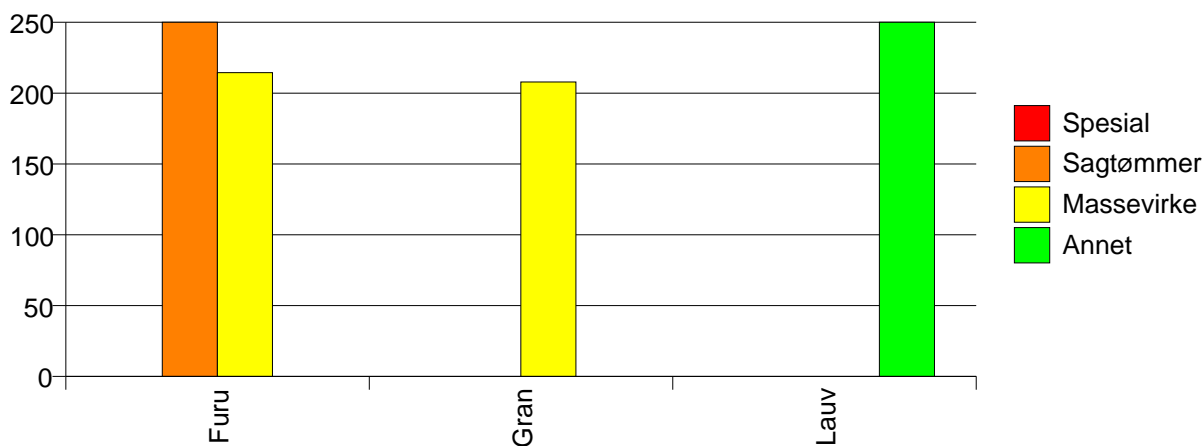
Volum (prosentfordelt)



Gjennomsnittspris 2003 (kr/kbm)

	Spesial	Sagtømmer	Massevirke	Annet	Vrak	Snitt
Furu	#DIV/0	304	214		0	255
Gran			208			208
Lauv				313		313
Snitt	#DIV/0	304	214	313	0	261

Gjennomsnittspris (kr/kbm)

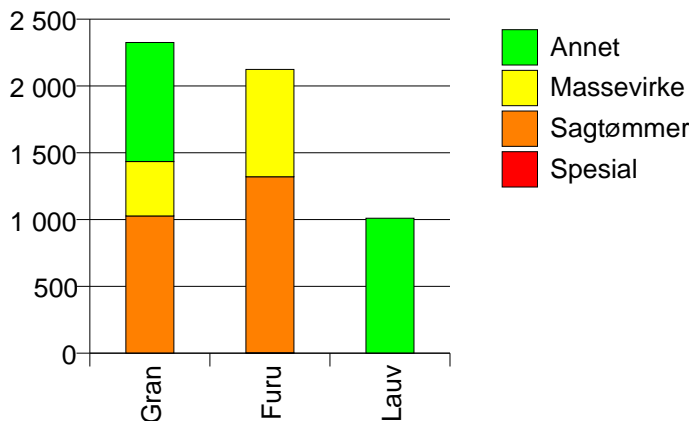


1133 HJELMELAND

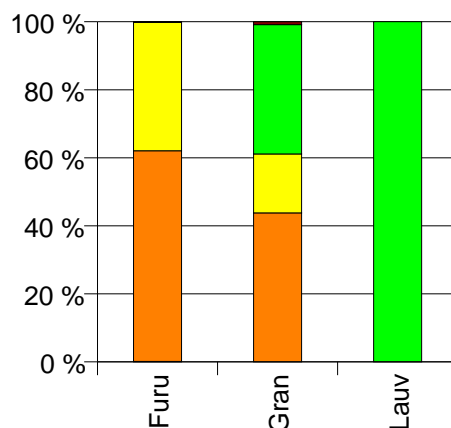
Volum 2003 (kbm)

	Spesial	Sagtømmer	Massevirke	Annet	Vrak	Sum:
Furu	3	1 317	803		4	2 127
Gran		1 027	407	891	20	2 345
Lauv				1 010		1 010
Sum:	3	2 344	1 210	1 901	24	5 482

Volum (kbm)



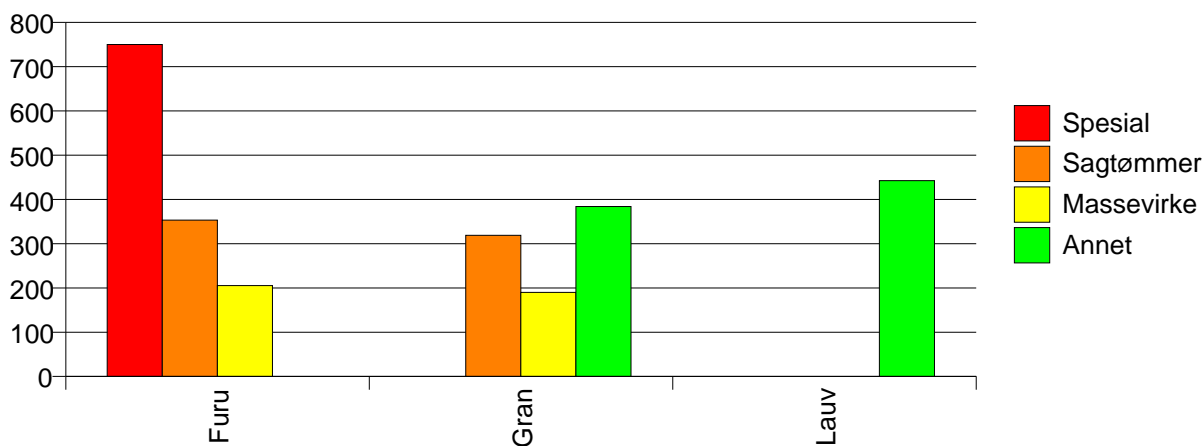
Volum (prosentfordelt)



Gjennomsnittspris 2003 (kr/kbm)

	Spesial	Sagtømmer	Massevirke	Annet	Vrak	Snitt
Furu	750	353	205		0	297
Gran		319	190	384	0	318
Lauv				442		442
Snitt	750	338	200	415	0	333

Gjennomsnittspris (kr/kbm)

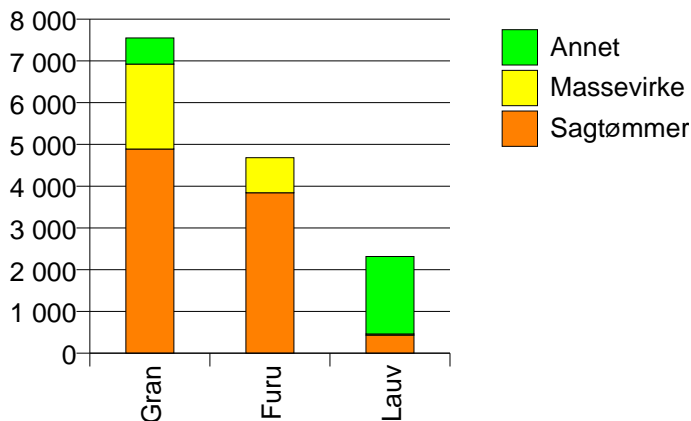


1134 SULDAL

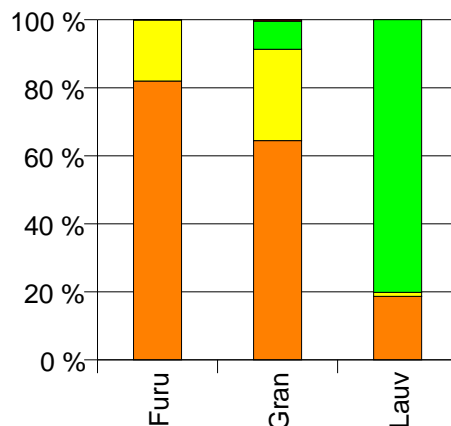
Volum 2003 (kbm)

	Sagtømmer	Massevirke	Annet	Vrak	Sum:
Furu	3 841	841		3	4 685
Gran	4 888	2 034	627	32	7 581
Lauv	432	28	1 855		2 315
Sum:	9 161	2 903	2 482	35	14 581

Volum (kbm)



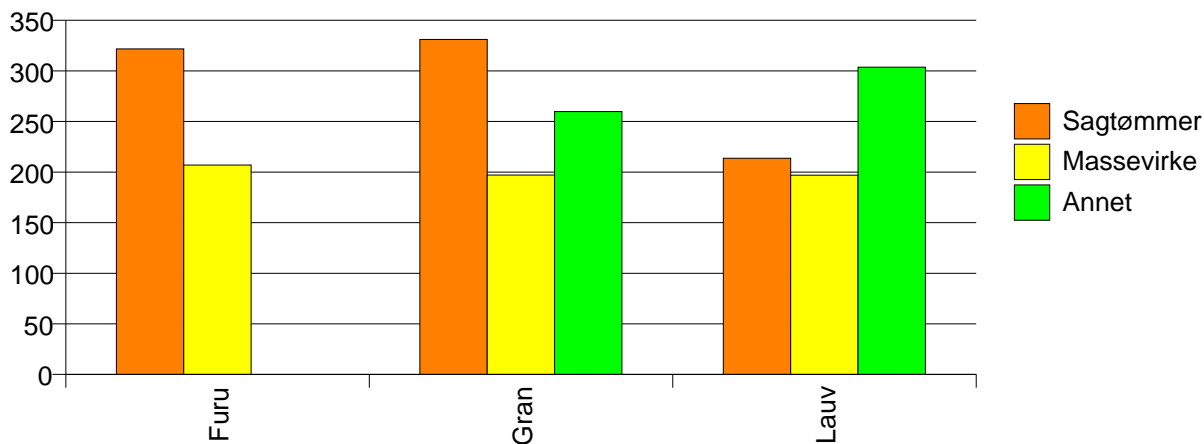
Volum (prosentfordelt)



Gjennomsnittspris 2003 (kr/kbm)

	Sagtømmer	Massevirke	Annet	Vrak	Snitt
Furu	322	207		0	301
Gran	331	197	260	0	288
Lauv	214	197	304		286
Snitt	322	200	293	0	292

Gjennomsnittspris (kr/kbm)

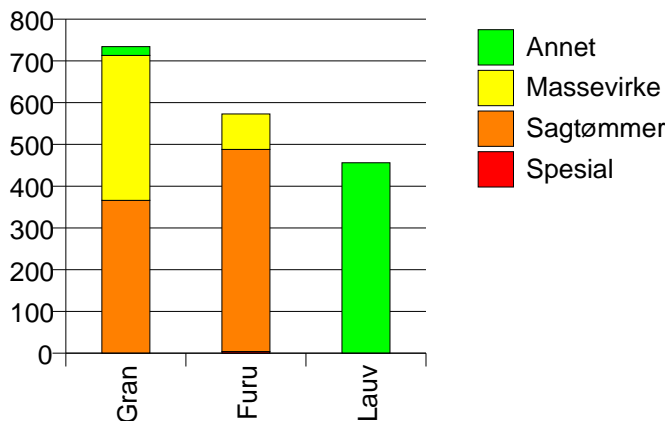


1135 SAUDA

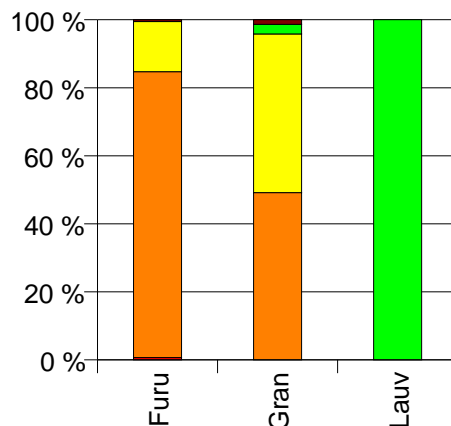
Volum 2003 (kbm)

	Spesial	Sagtømmer	Massevirke	Annet	Vrak	Sum:
Furu	4	484	85		3	576
Gran		366	347	21	10	744
Lauv				456		456
Sum:	4	850	432	477	13	1 776

Volum (kbm)



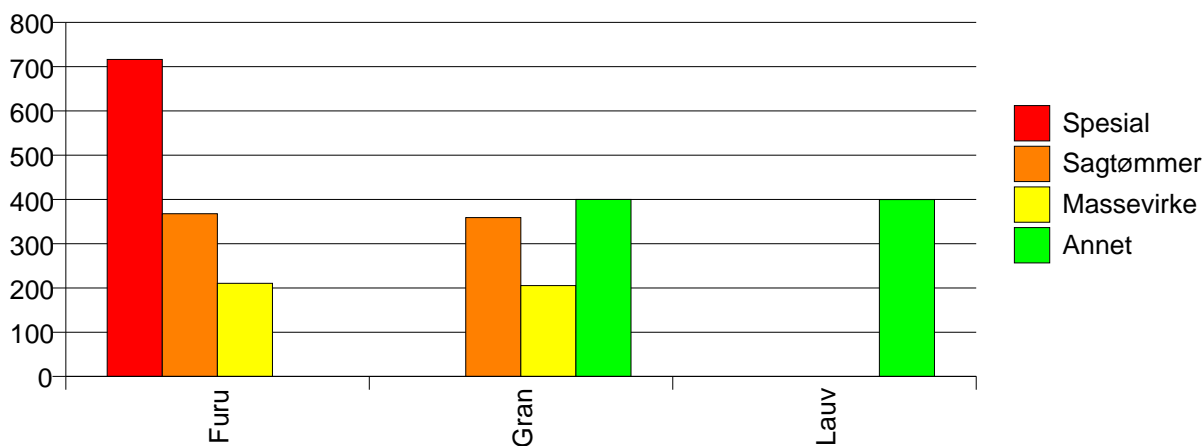
Volum (prosentfordelt)



Gjennomsnittspris 2003 (kr/kbm)

	Spesial	Sagtømmer	Massevirke	Annet	Vrak	Snitt
Furu	716	368	210		0	345
Gran		359	205	400	0	284
Lauv				400		400
Snitt	716	364	206	400	0	333

Gjennomsnittspris (kr/kbm)

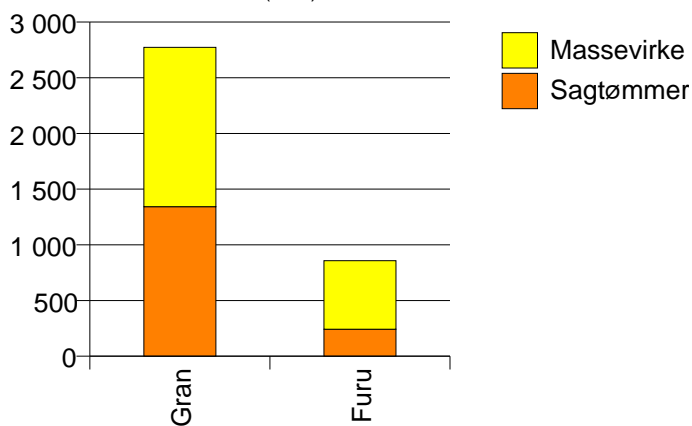


1141 FINNØY

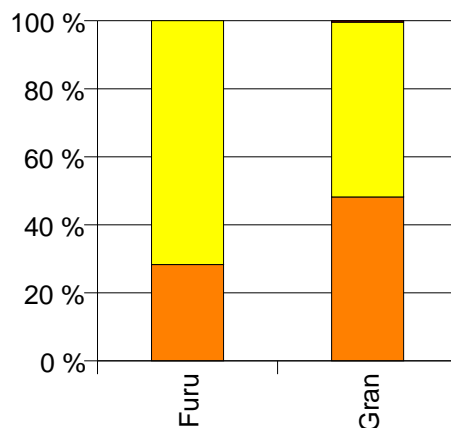
Volum 2003 (kbm)

	Sagtømmer	Massevirke	Vrak	Sum:
Furu	243	615		858
Gran	1 342	1 431	12	2 785
Sum:	1 585	2 046	12	3 643

Volum (kbm)



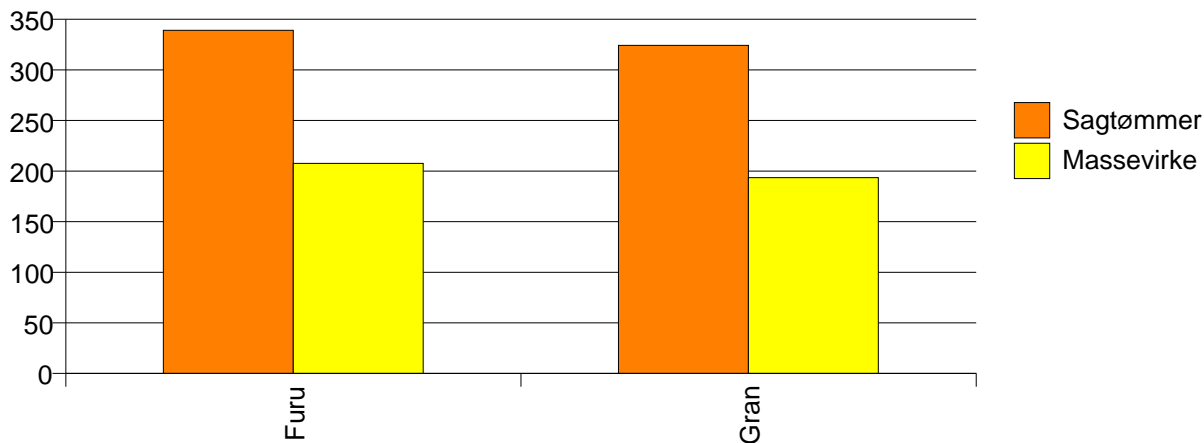
Volum (prosentfordelt)



Gjennomsnittspris 2003 (kr/kbm)

	Sagtømmer	Massevirke	Vrak	Snitt
Furu	339	208		245
Gran	324	194	0	256
Snitt	327	198	0	253

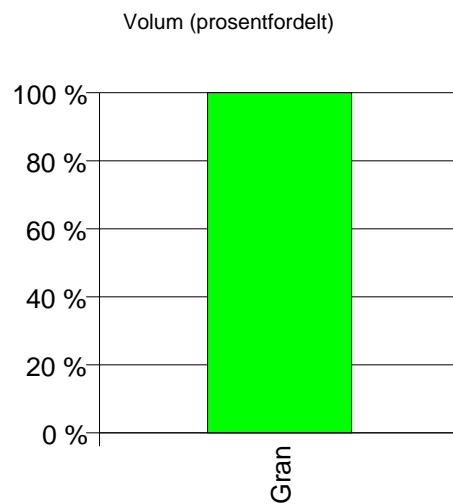
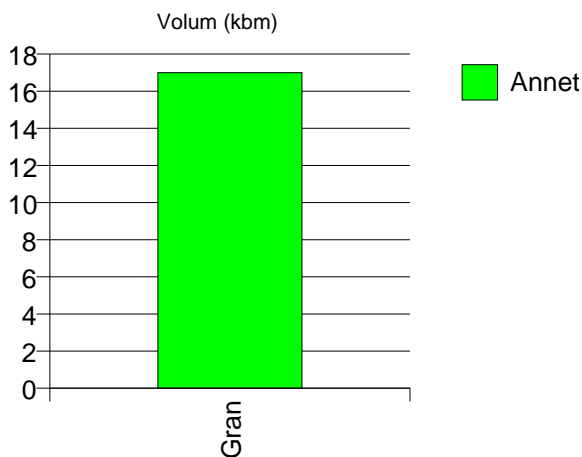
Gjennomsnittspris (kr/kbm)



1142 RENNESØY

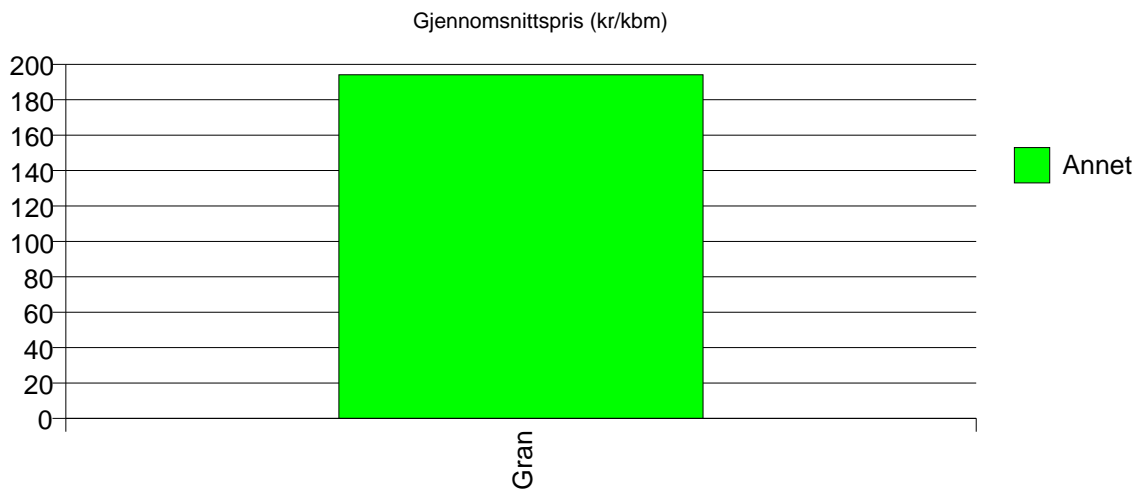
Volum 2003 (kbm)

	Annet	Sum:
Gran	17	17
Sum:	17	17



Gjennomsnittspris 2003 (kr/kbm)

Gran	194	194
Snitt	194	194

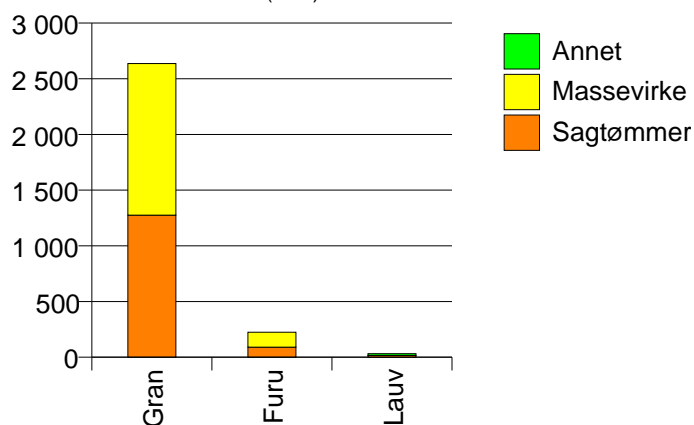


1146 TYSVÆR

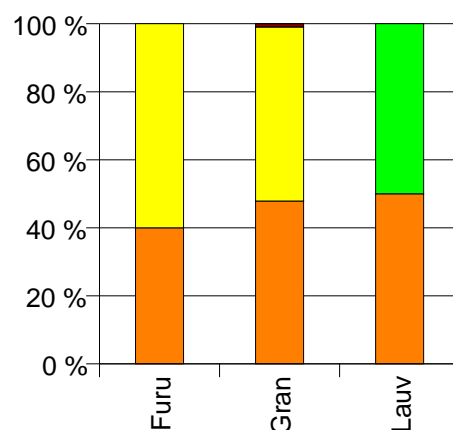
Volum 2003 (kbm)

	Sagtømmer	Massevirke	Annet	Vrak	Sum:
Furu	90	135			225
Gran	1 275	1 362		26	2 663
Lauv	16		16		32
Sum:	1 381	1 497	16	26	2 920

Volum (kbm)



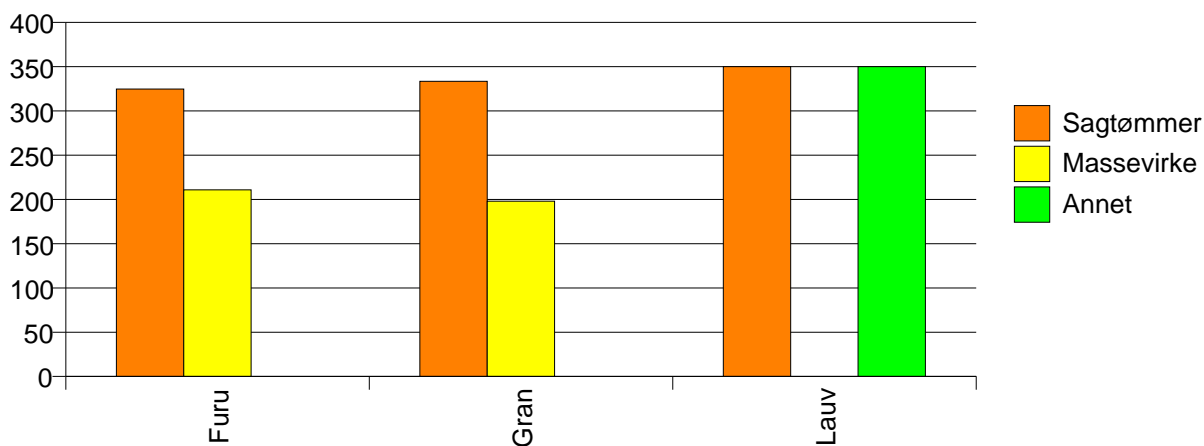
Volum (prosentfordelt)



Gjennomsnittspris 2003 (kr/kbm)

	Sagtømmer	Massevirke	Annet	Vrak	Snitt
Furu	325	211			256
Gran	333	198		0	261
Lauv	350		350		350
Snitt	333	199	350	0	261

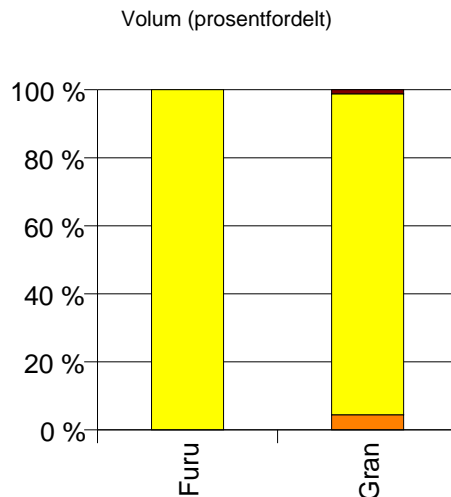
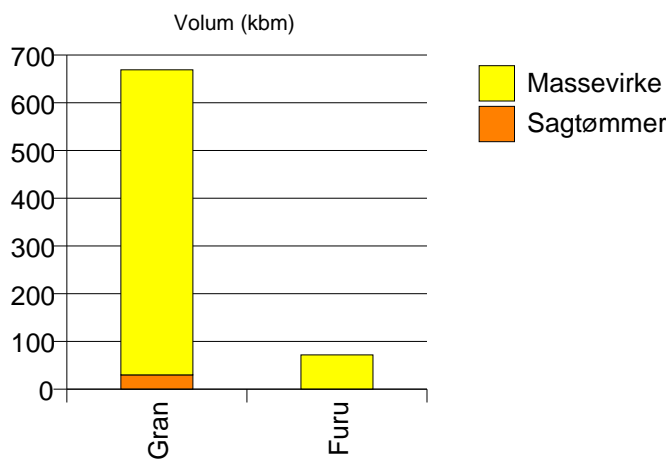
Gjennomsnittspris (kr/kbm)



1149 KARMØY

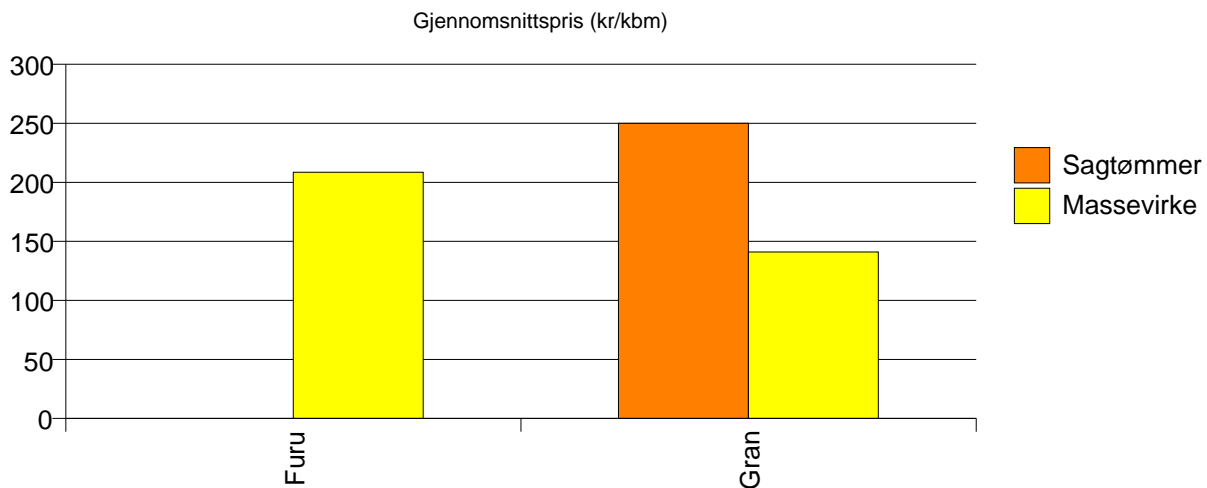
Volum 2003 (kbm)

	Sagtømmer	Massevirke	Vrak	Sum:
Furu		72		72
Gran	30	639	8	677
Sum:	30	711	8	749



Gjennomsnittspris 2003 (kr/kbm)

	Sagtømmer	Massevirke	Vrak	Snitt
Furu		209		209
Gran	250	141	0	144
Snitt	250	148	0	150

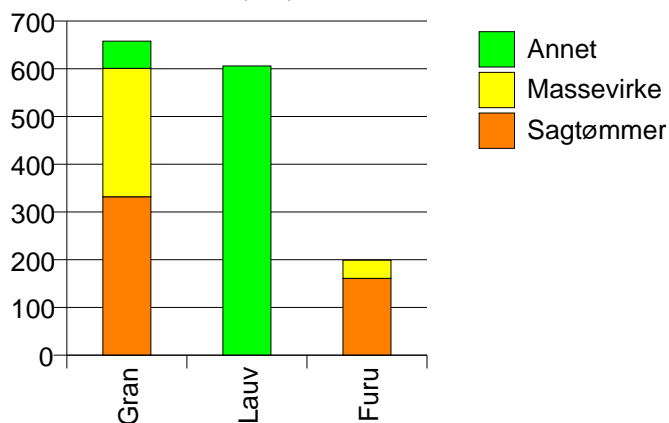


1154 VINDAFJORD

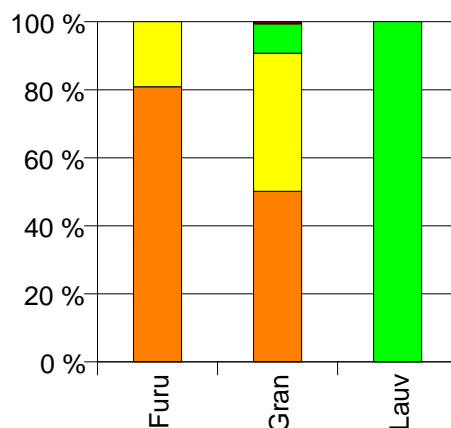
Volum 2003 (kbm)

	Sagtømmer	Massevirke	Annet	Vrak	Sum:
Furu	161	38			199
Gran	332	269	57	4	662
Lauv			606		606
Sum:	493	307	663	4	1 467

Volum (kbm)



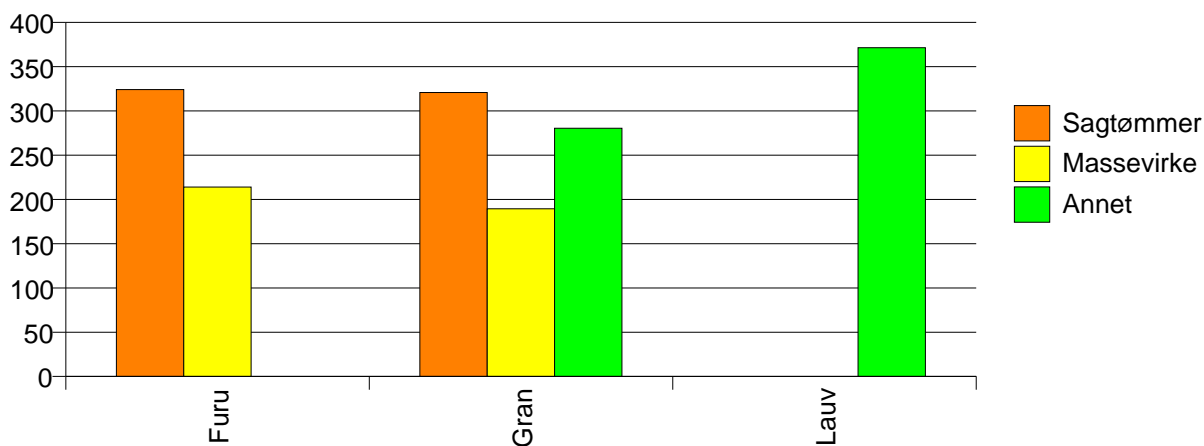
Volum (prosentfordelt)



Gjennomsnittspris 2003 (kr/kbm)

	Sagtømmer	Massevirke	Annet	Vrak	Snitt
Furu	324	214			303
Gran	321	189	280	0	262
Lauv			371		371
Snitt	322	192	363	0	313

Gjennomsnittspris (kr/kbm)

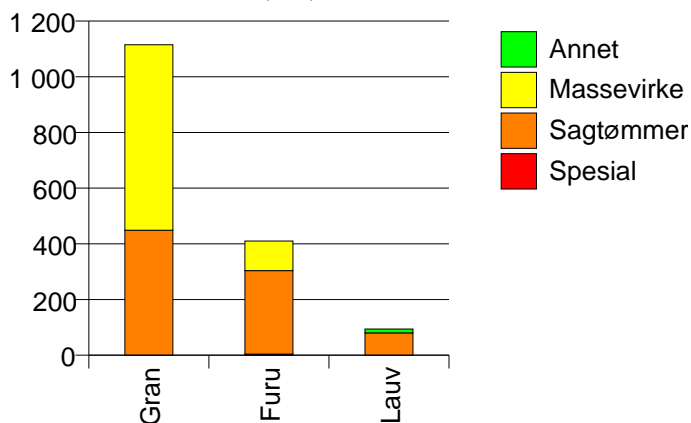


1159 ØLEN

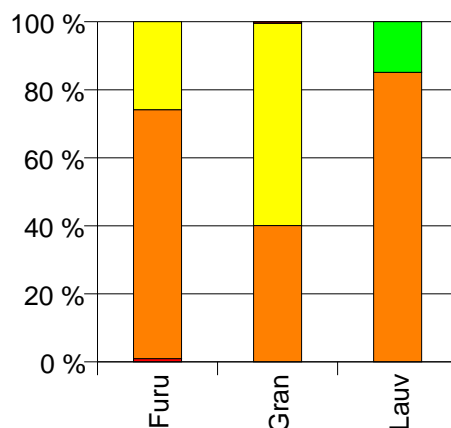
Volum 2003 (kbm)

	Spesial	Sagtømmer	Massevirke	Annet	Vrak	Sum:
Furu	4	300	106			410
Gran		449	666		5	1 120
Lauv		80		14		94
Sum:	4	829	772	14	5	1 624

Volum (kbm)



Volum (prosentfordelt)



Gjennomsnittspris 2003 (kr/kbm)

	Spesial	Sagtømmer	Massevirke	Annet	Vrak	Snitt
Furu	565	337	210			307
Gran		335	205		0	256
Lauv		284		300		287
Snitt	565	331	205	300	0	271

Gjennomsnittspris (kr/kbm)

