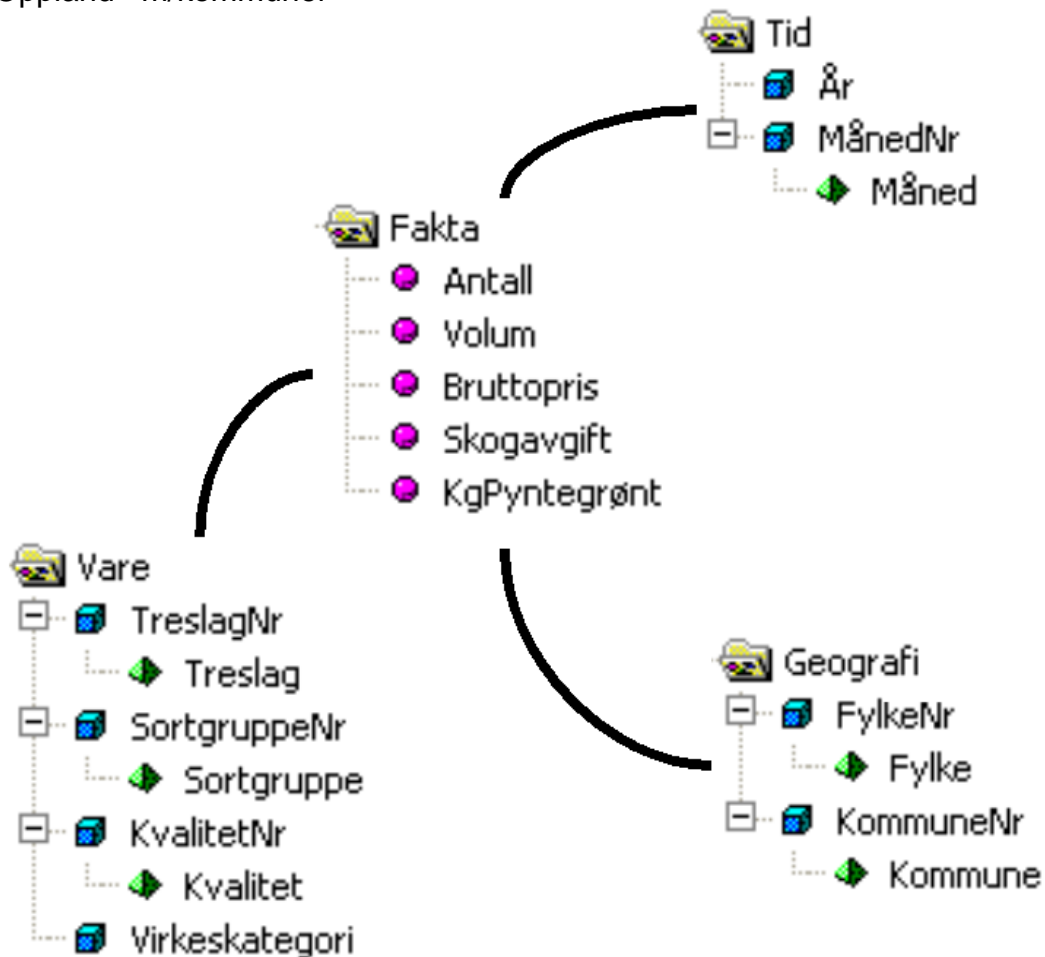




# Virkestatistikk fra SKOG-DATA AS

Oppland m/kommuner



Dataene i rapporten er hentet fra databasen som inneholder virkesdata med tilhørende innbetalinger av skogavgift. Rapporten er laget med Business Objects, som er sluttbrukerverktøyet i Skog-Data sine nye datavarehus-løsninger. Business Objects er ett meget sterkt rapportverktøy som kan presentere store mengder data effektivt.

Rapportene kan lastes ned fra [www.skogdata.no/statistikk](http://www.skogdata.no/statistikk)

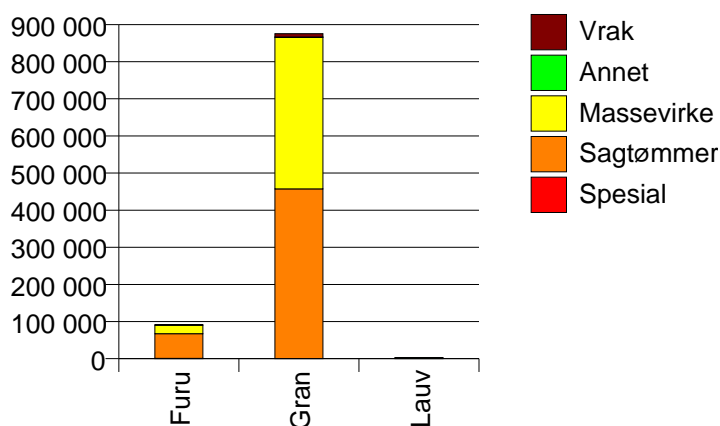
For mer informasjon, kontakt: [alexanderh@skogdata.no](mailto:alexanderh@skogdata.no)

## Oppland

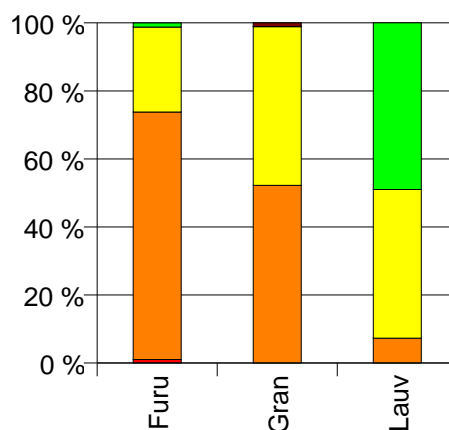
### Volum 2003

	Spesial	Sagtømmer	Massevirke	Annet	Vrak	Sum:
Furu	945	66 463	22 812	1 107	33	91 360
Gran	42	457 204	408 366	884	8 962	875 458
Lauv	1	224	1 348	1 511		3 084
Sum:	988	523 891	432 526	3 502	8 995	969 902

Volum (kbm)



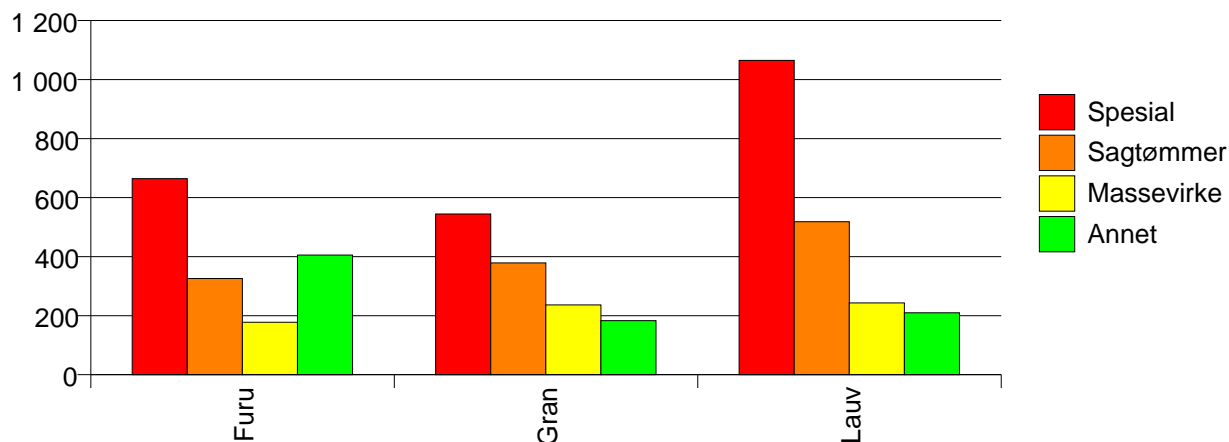
Volum (prosentfordelt)



### Gjennomsnittspris 2003 (kr/kbm)

	Spesial	Sagtømmer	Massevirke	Annet	Vrak	Snitt:
Furu	665	326	178	406	0	293
Gran	544	379	236	183	0	308
Lauv	1 065	518	243	210		247
Snitt:	660	372	233	265	0	307

Gjennomsnittspris (kr/kbm)

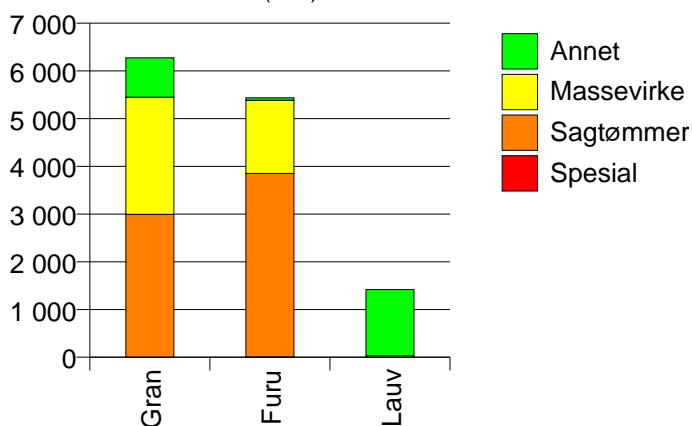


## 516 NORD-FRON

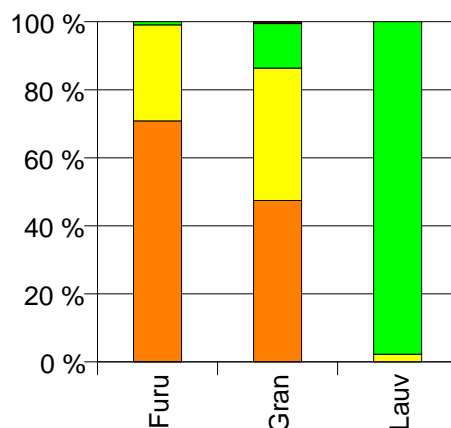
Volum 2003 (kbm)

	Spesial	Sagtømmer	Massevirke	Annet	Vrak	Sum:
Furu	6	3 844	1 533	50		5 433
Gran		2 992	2 457	824	34	6 307
Lauv			32	1 386		1 418
Sum:	6	6 836	4 022	2 260	34	13 158

Volum (kbm)



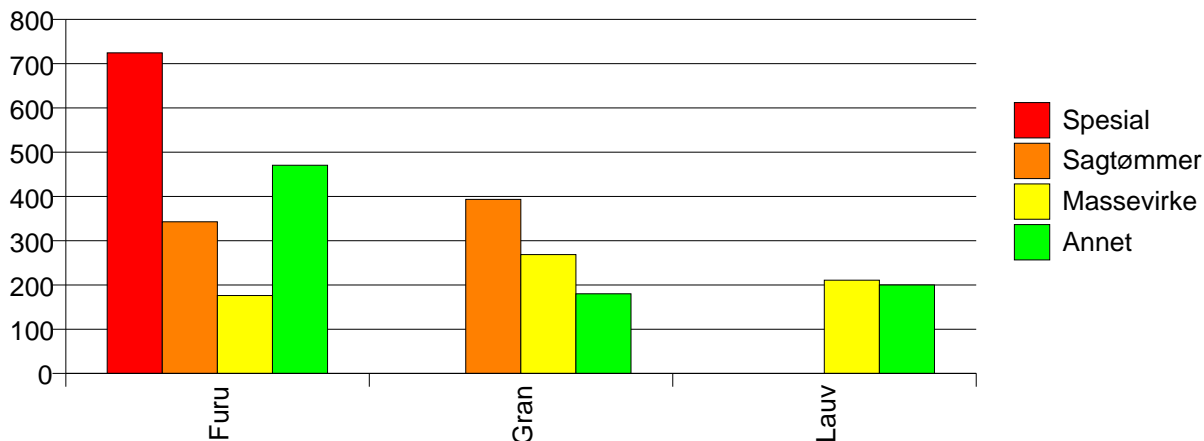
Volum (prosentfordelt)



Gjennomsnittspris 2003 (kr/kbm)

	Spesial	Sagtømmer	Massevirke	Annet	Vrak	Snitt
Furu	724	343	176	470		297
Gran		393	269	180	0	315
Lauv			211	200		200
Snitt	724	365	233	199	0	295

Gjennomsnittspris (kr/kbm)

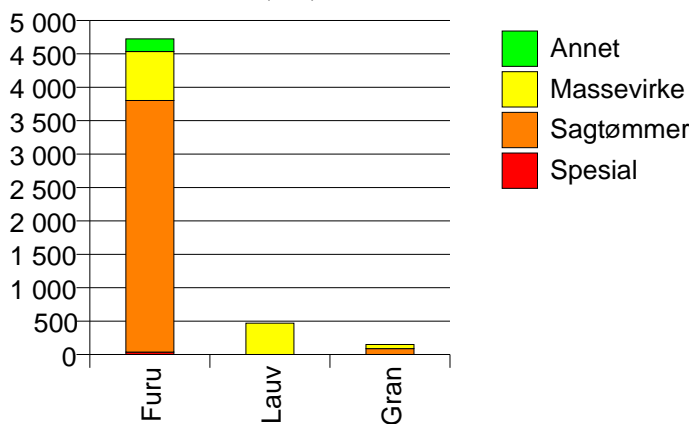


## 512 LESJA

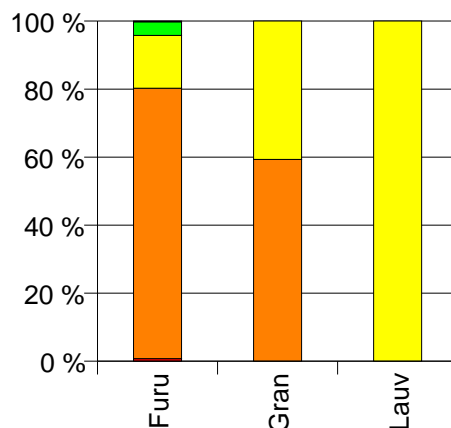
Volum 2003 (kbm)

	Spesial	Sagtømmer	Massevirke	Annet	Vrak	Sum:
Furu	37	3 764	734	189	11	4 735
Gran		89	61			150
Lauv			469			469
Sum:	37	3 853	1 264	189	11	5 354

Volum (kbm)



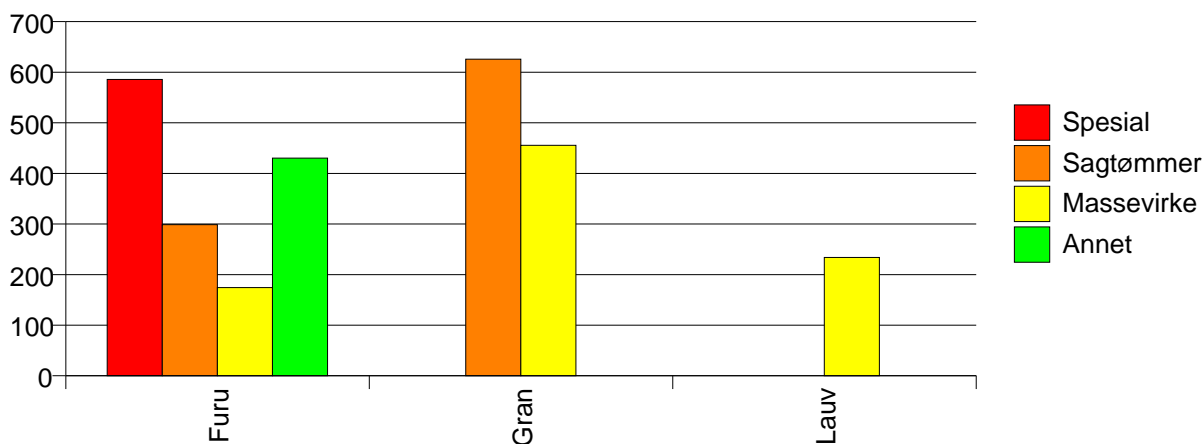
Volum (prosentfordelt)



Gjennomsnittspris 2003 (kr/kbm)

	Spesial	Sagtømmer	Massevirke	Annet	Vrak	Snitt
Furu	586	299	174	430	0	286
Gran		626	455			557
Lauv			234			234
Snitt	586	306	210	430	0	289

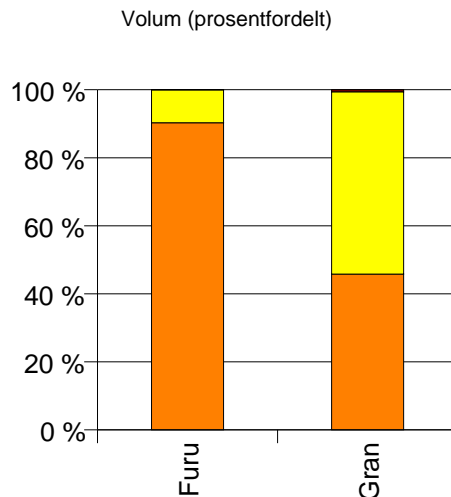
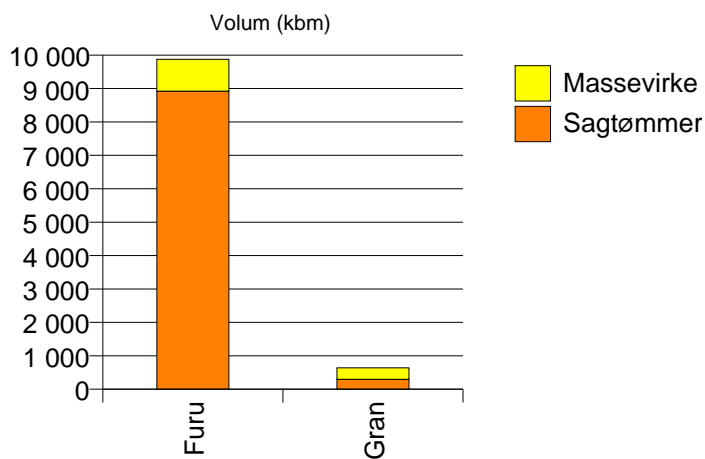
Gjennomsnittspris (kr/kbm)



# 513 SKJÅK

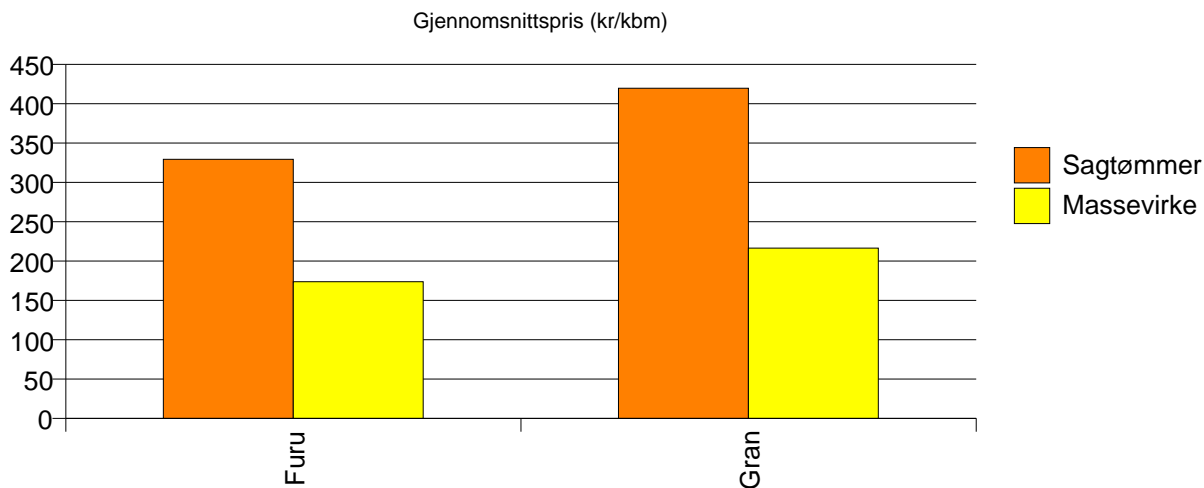
Volum 2003 (kbm)

	Sagtømmer	Massevirke	Vrak	Sum:
Furu	8 919	955	2	9 876
Gran	296	346	4	646
Sum:	9 215	1 301	6	10 522



## Gjennomsnittspris 2003 (kr/kbm)

	Sagtømmer	Massevirke	Vrak	Snitt
Furu	329	174	0	314
Gran	420	216	0	308
Snitt	332	185	0	314

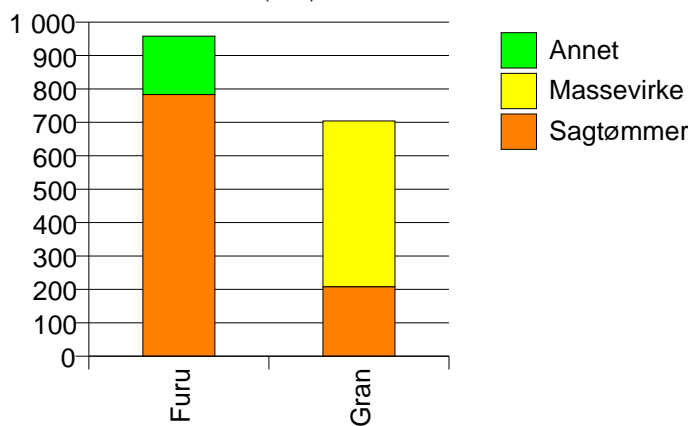


## 514 LOM

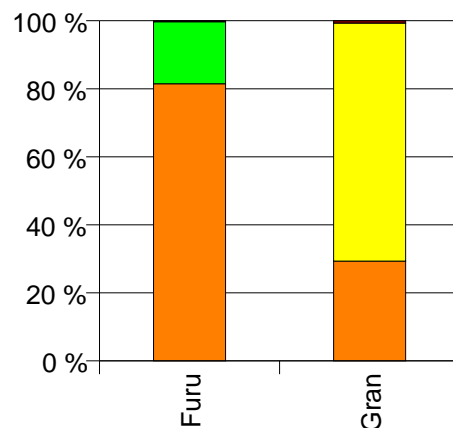
### Volum 2003 (kbm)

	Sagtømmer	Massevirke	Annet	Vrak	Sum:
Furu	783		175	3	961
Gran	208	496		5	709
Sum:	991	496	175	8	1 670

Volum (kbm)



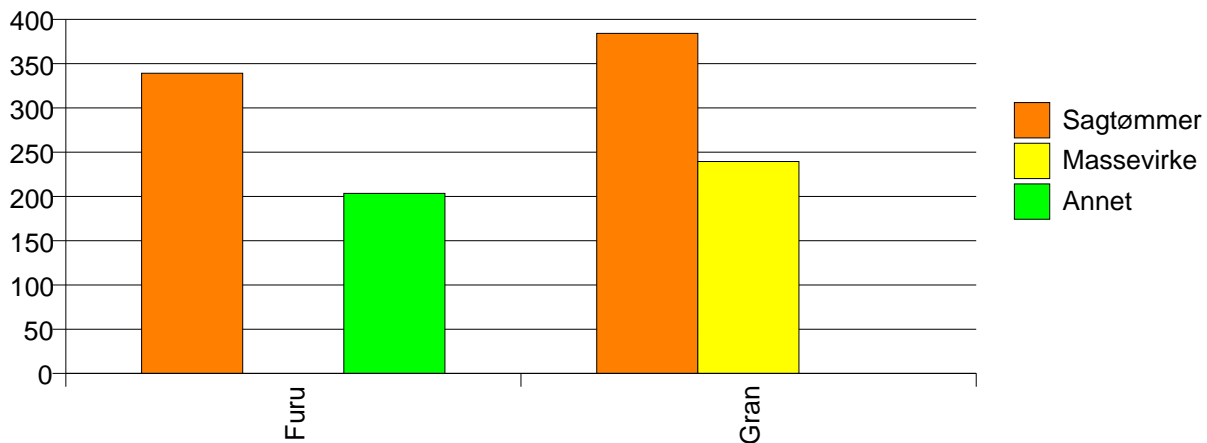
Volum (prosentfordelt)



### Gjennomsnittspris 2003 (kr/kbm)

	Sagtømmer	Massevirke	Annet	Vrak	Snitt
Furu	339		203	0	313
Gran	384	239		0	280
Snitt	349	239	203	0	299

Gjennomsnittspris (kr/kbm)

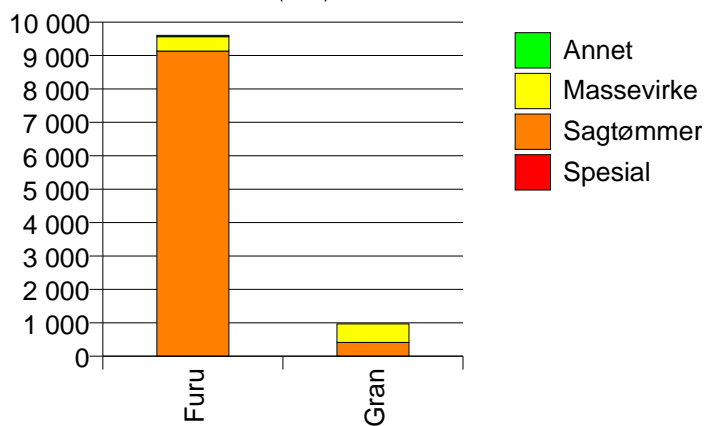


# 515 VÅGÅ

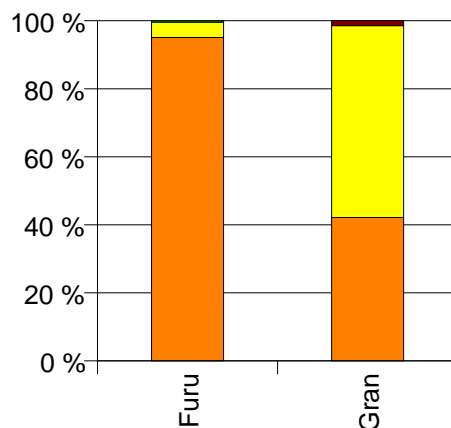
## Volum 2003 (kbm)

	Spesial	Sagtømmer	Massevirke	Annet	Vrak	Sum:
Furu	0	9 131	433	37	1	9 602
Gran		413	553		14	980
Sum:	0	9 544	986	37	15	10 582

Volum (kbm)



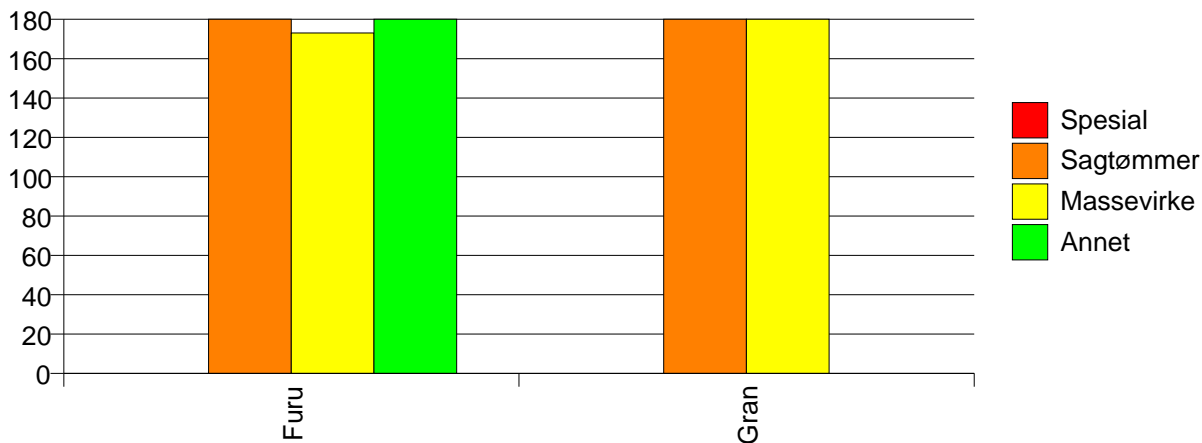
Volum (prosentfordelt)



## Gjennomsnittspris 2003 (kr/kbm)

	Spesial	Sagtømmer	Massevirke	Annet	Vrak	Snitt
Furu	#DIV/0	280	173	403	0	276
Gran		451	335		0	379
Snitt	#DIV/0	287	264	403	0	285

Gjennomsnittspris (kr/kbm)

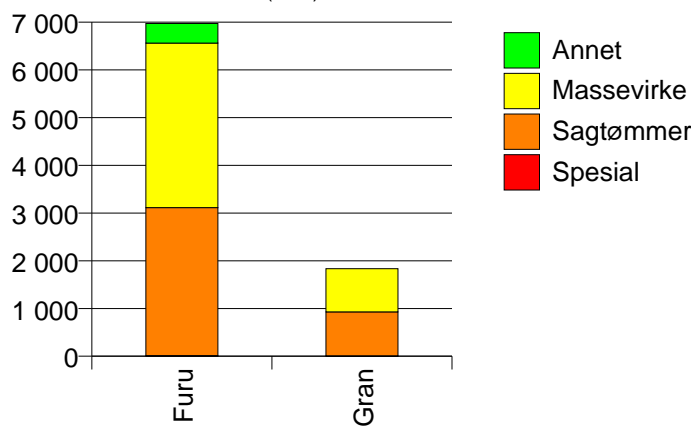


## 517 SEL

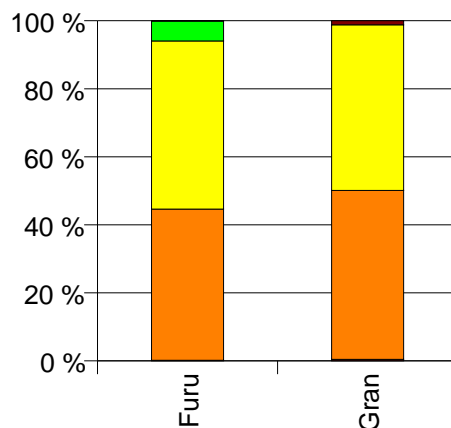
### Volum 2003 (kbm)

	Spesial	Sagtømmer	Massevirke	Annet	Vrak	Sum:
Furu	12	3 100	3 449	409	4	6 974
Gran	8	922	903		22	1 855
Sum:	20	4 022	4 352	409	26	8 829

Volum (kbm)



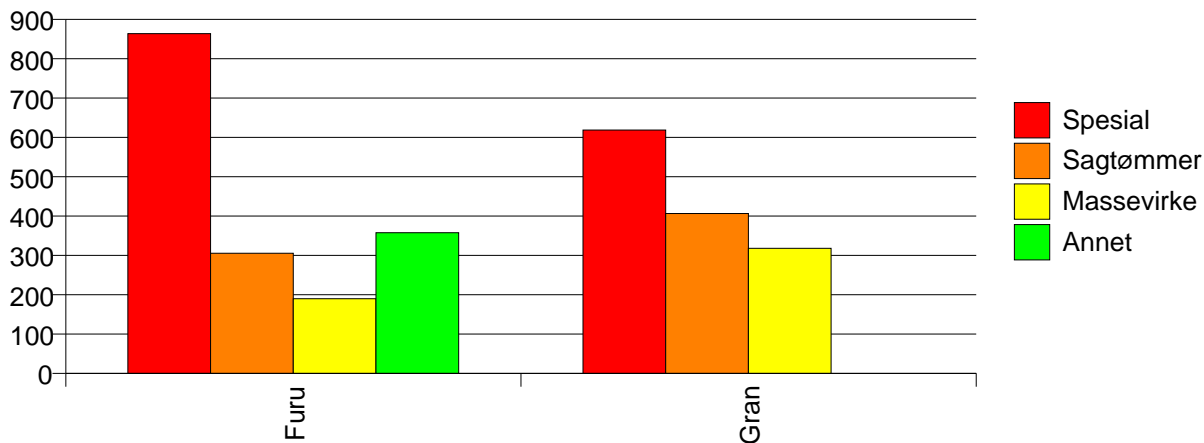
Volum (prosentfordelt)



### Gjennomsnittspris 2003 (kr/kbm)

	Spesial	Sagtømmer	Massevirke	Annet	Vrak	Snitt
Furu	864	305	190	358	0	252
Gran	619	406	318		0	359
Snitt	766	329	217	358	0	275

Gjennomsnittspris (kr/kbm)



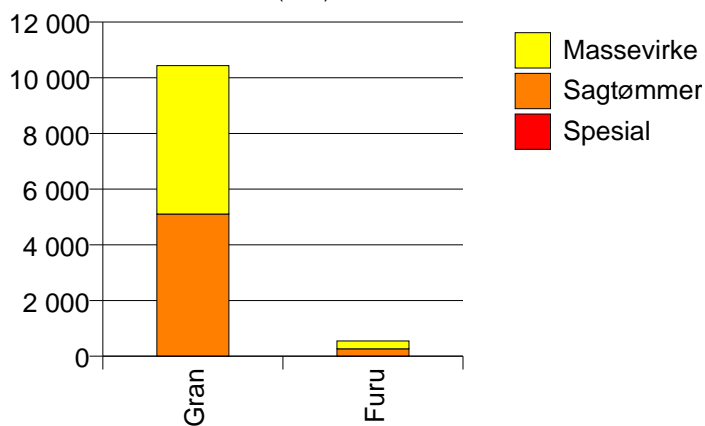


## 519 SØR-FRON

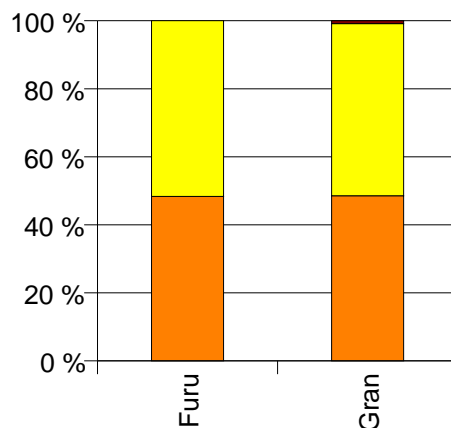
Volum 2003 (kbm)

	Spesial	Sagtømmer	Massevirke	Vrak	Sum:
Furu	0	264	282		546
Gran		5 108	5 327	89	10 524
Sum:	0	5 372	5 609	89	11 070

Volum (kbm)



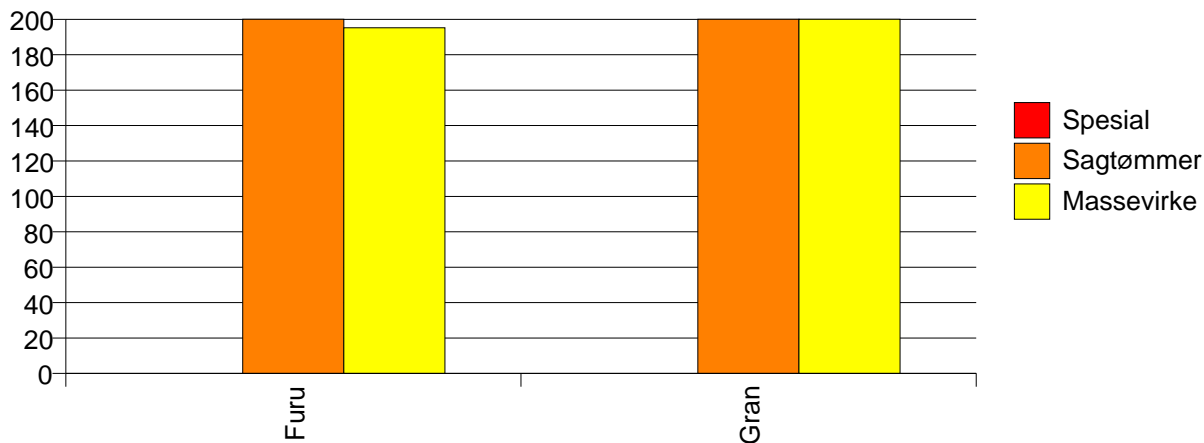
Volum (prosentfordelt)



Gjennomsnittspris 2003 (kr/kbm)

	Spesial	Sagtømmer	Massevirke	Vrak	Snitt
Furu	#DIV/0	344	195		268
Gran		373	216	0	290
Snitt	#DIV/0	371	215	0	289

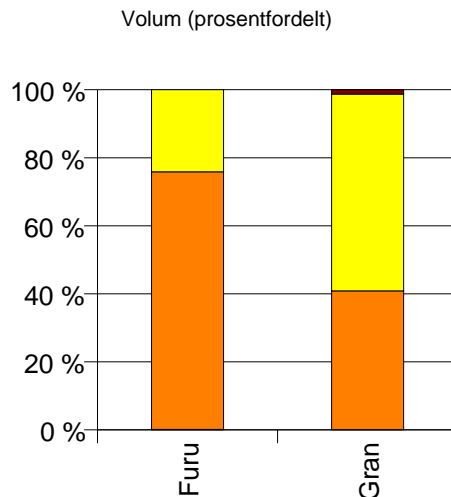
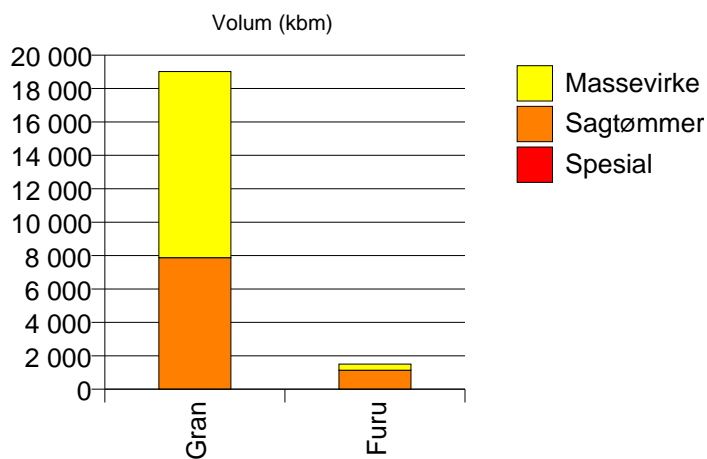
Gjennomsnittspris (kr/kbm)



## 520 RINGEBU

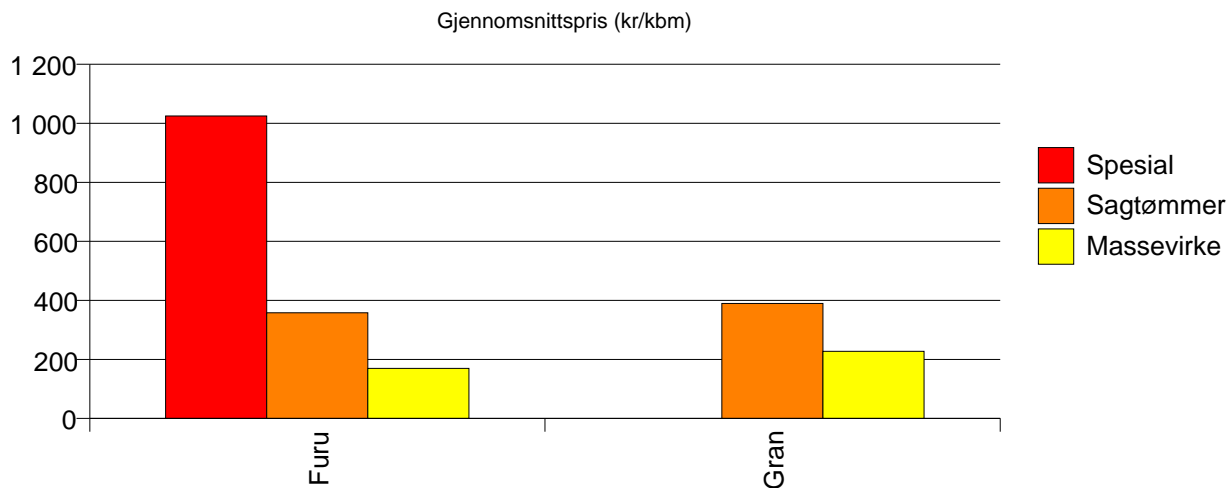
Volum 2003 (kbm)

	Spesial	Sagtømmer	Massevirke	Vrak	Sum:
Furu	2	1 137	362		1 501
Gran		7 870	11 141	248	19 259
Sum:	2	9 007	11 503	248	20 760



Gjennomsnittspris 2003 (kr/kbm)

	Spesial	Sagtømmer	Massevirke	Vrak	Snitt
Furu	1 025	358	170		313
Gran		390	227	0	291
Snitt	1 025	386	226	0	292

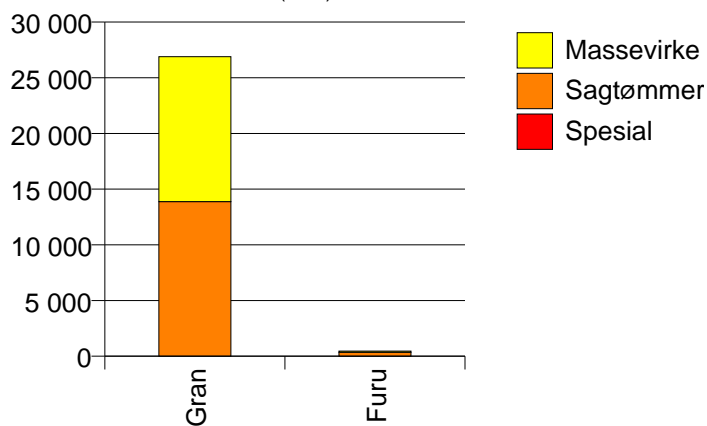


## 521 ØYER

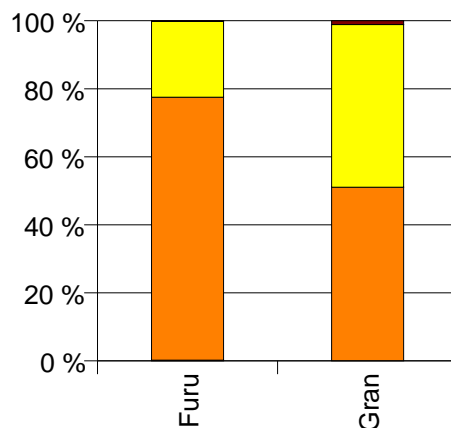
Volum 2003 (kbm)

	Spesial	Sagtømmer	Massevirke	Vrak	Sum:
Furu	1	358	103	1	463
Gran		13 886	13 010	306	27 202
Sum:	1	14 244	13 113	307	27 665

Volum (kbm)



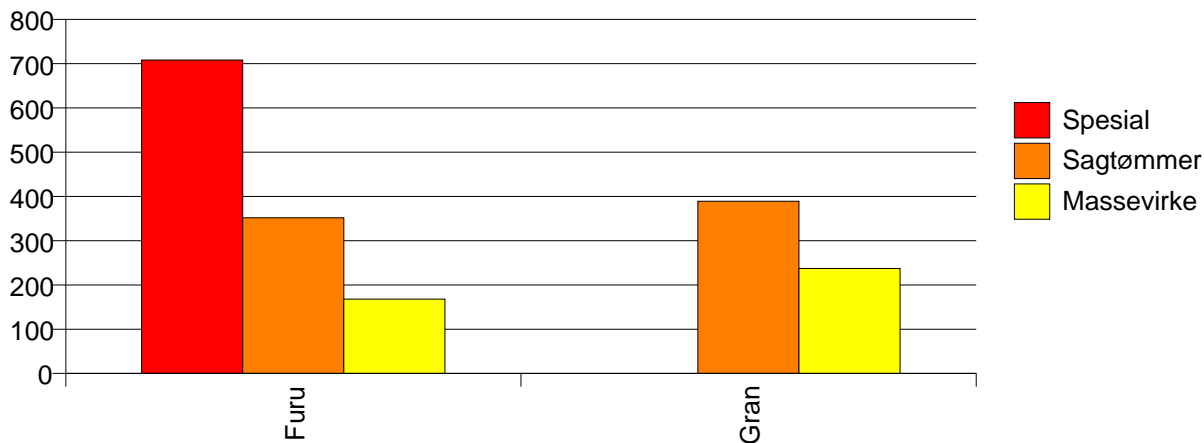
Volum (prosentfordelt)



### Gjennomsnittspris 2003 (kr/kbm)

	Spesial	Sagtømmer	Massevirke	Vrak	Snitt
Furu	708	352	168	0	311
Gran		389	237	0	312
Snitt	708	388	237	0	312

Gjennomsnittspris (kr/kbm)

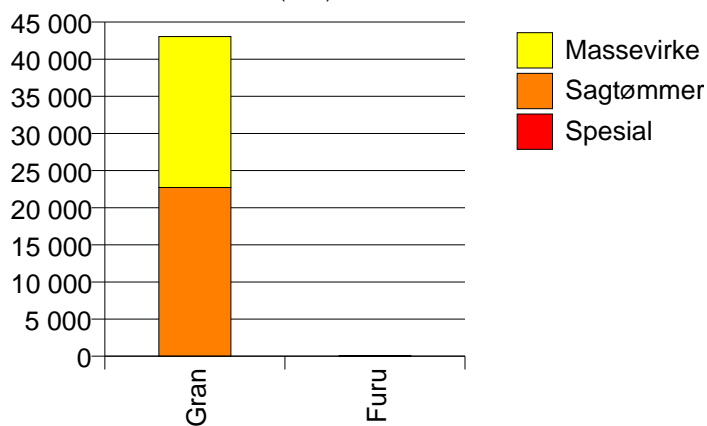


## 522 GAUSDAL

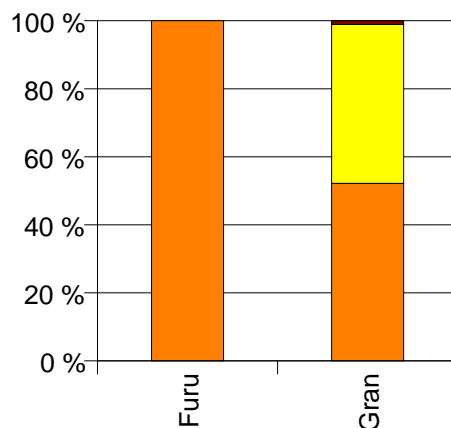
### Volum 2003 (kbm)

	Spesial	Sagtømmer	Massevirke	Vrak	Sum:
Furu	0	68			68
Gran		22 716	20 330	468	43 514
Sum:	0	22 784	20 330	468	43 582

Volum (kbm)



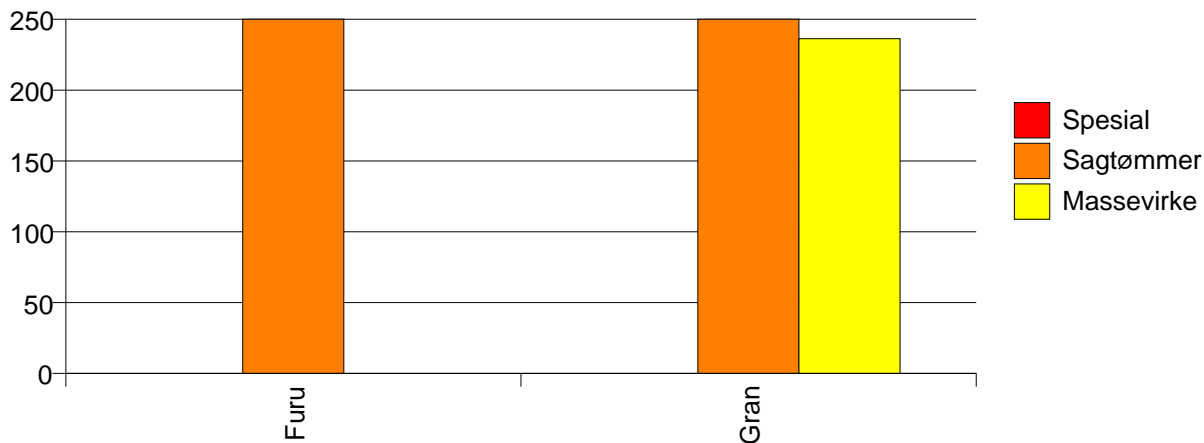
Volum (prosentfordelt)



### Gjennomsnittspris 2003 (kr/kbm)

	Spesial	Sagtømmer	Massevirke	Vrak	Snitt
Furu	#DIV/0	328			331
Gran		376	236	0	307
Snitt	#DIV/0	376	236	0	307

Gjennomsnittspris (kr/kbm)

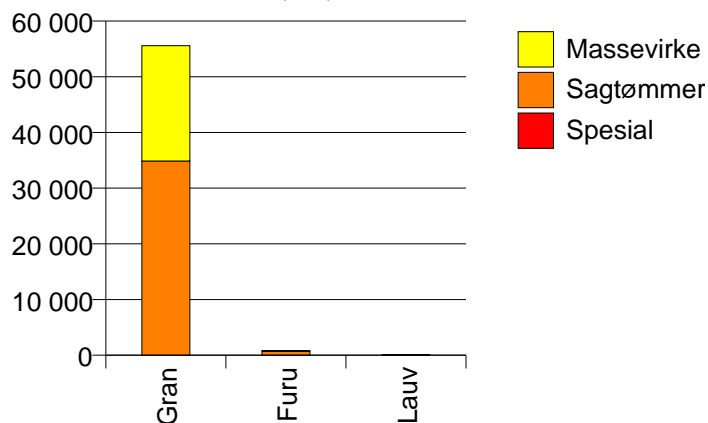


## 528 ØSTRE TOTEN

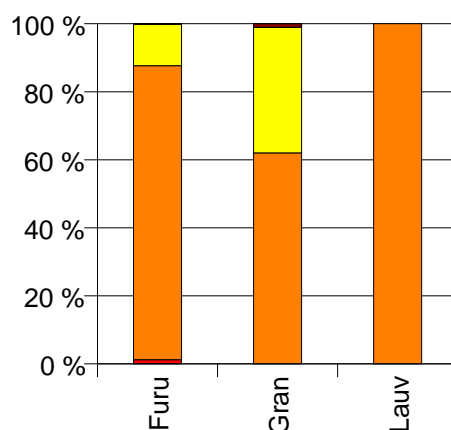
Volum 2003 (kbm)

	Spesial	Sagtømmer	Massevirke	Vrak	Sum:
Furu	10	701	99	1	811
Gran		34 863	20 730	614	56 207
Lauv		64			64
Sum:	10	35 628	20 829	615	57 082

Volum (kbm)



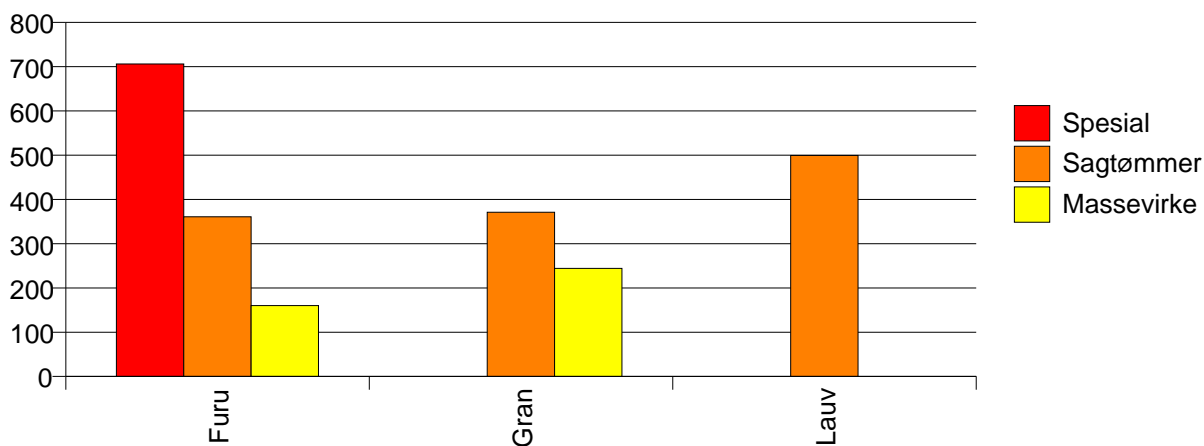
Volum (prosentfordelt)



Gjennomsnittspris 2003 (kr/kbm)

	Spesial	Sagtømmer	Massevirke	Vrak	Snitt
Furu	706	361	160	0	340
Gran		371	244	0	320
Lauv		499			499
Snitt	706	371	244	0	321

Gjennomsnittspris (kr/kbm)

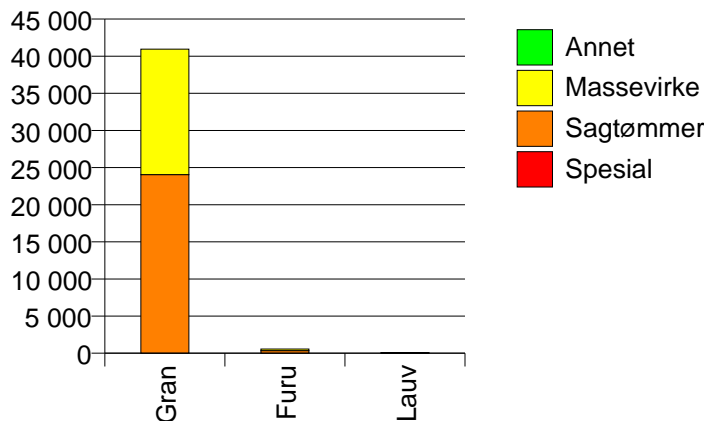


## 529 VESTRE TOTEN

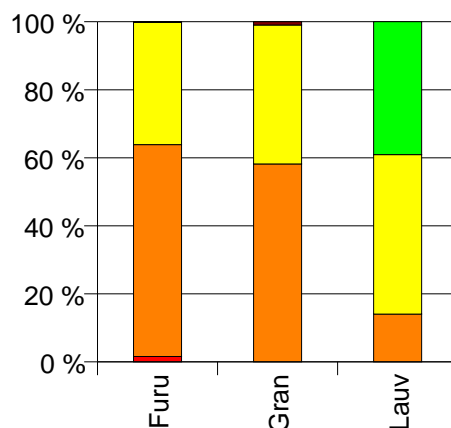
Volum 2003 (kbm)

	Spesial	Sagtømmer	Massevirke	Annet	Vrak	Sum:
Furu	9	350	202		1	562
Gran	0	24 054	16 898		395	41 347
Lauv		9	30	25		64
Sum:	9	24 413	17 130	25	396	41 973

Volum (kbm)



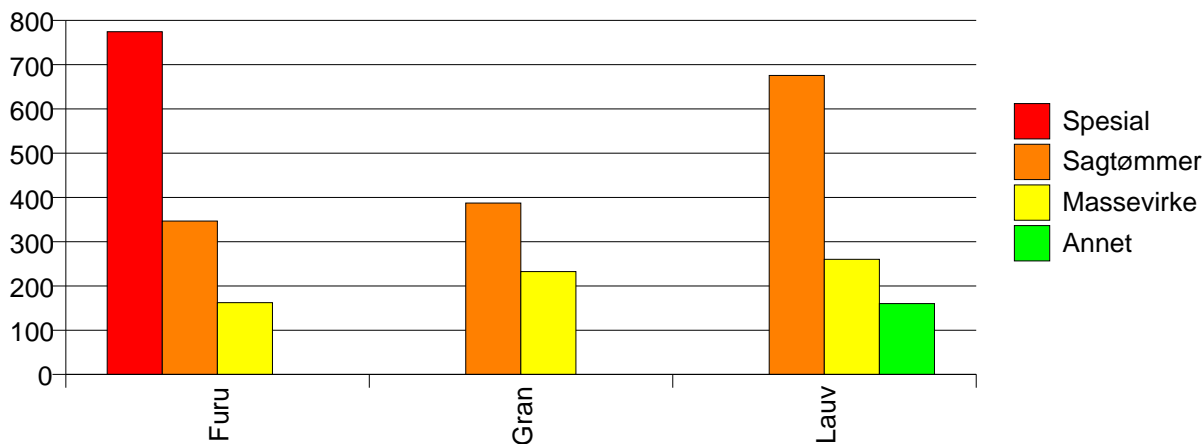
Volum (prosentfordelt)



Gjennomsnittspris 2003 (kr/kbm)

	Spesial	Sagtømmer	Massevirke	Annet	Vrak	Snitt
Furu	774	347	162		0	287
Gran	#DIV/0	387	232		0	320
Lauv		675	260	160		279
Snitt	777	387	232	160	0	320

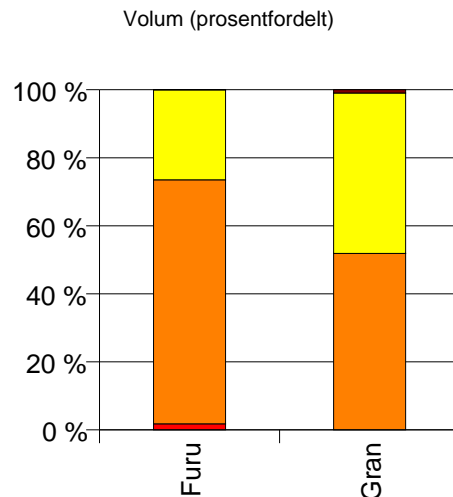
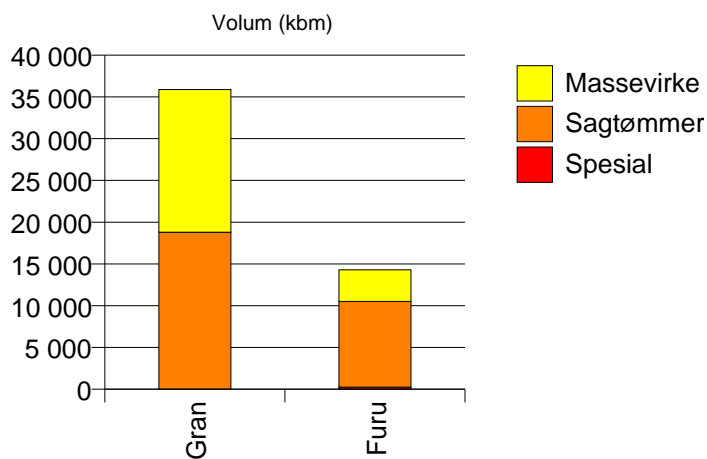
Gjennomsnittspris (kr/kbm)



## 532 JEVNAKER

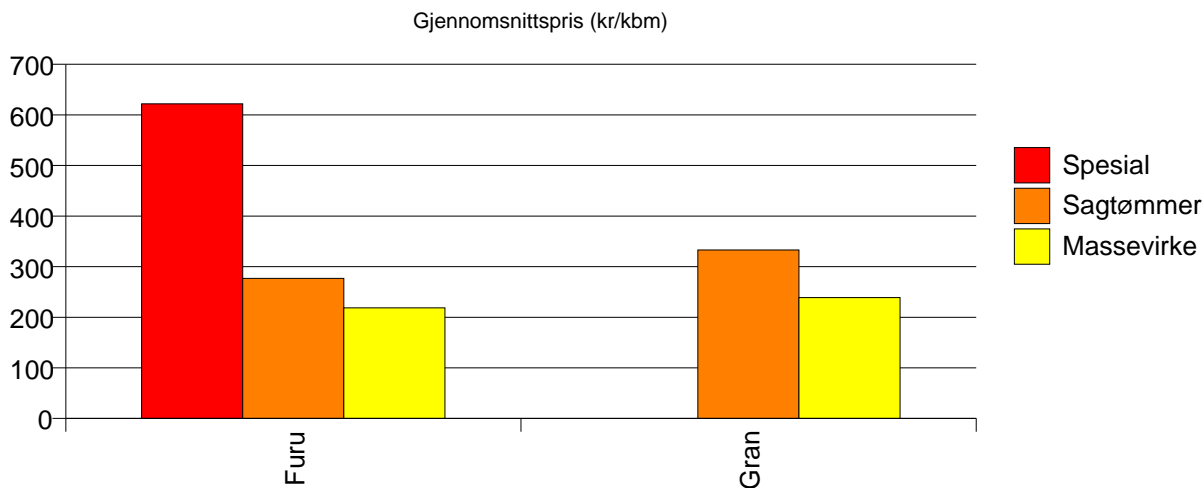
Volum 2003 (kbm)

	Spesial	Sagtømmer	Massevirke	Vrak	Sum:
Furu	255	10 256	3 782	3	14 296
Gran		18 789	17 089	342	36 220
Sum:	255	29 045	20 871	345	50 516



Gjennomsnittspris 2003 (kr/kbm)

	Spesial	Sagtømmer	Massevirke	Vrak	Snitt
Furu	622	277	219	0	267
Gran		333	239	0	285
Snitt	622	313	235	0	280

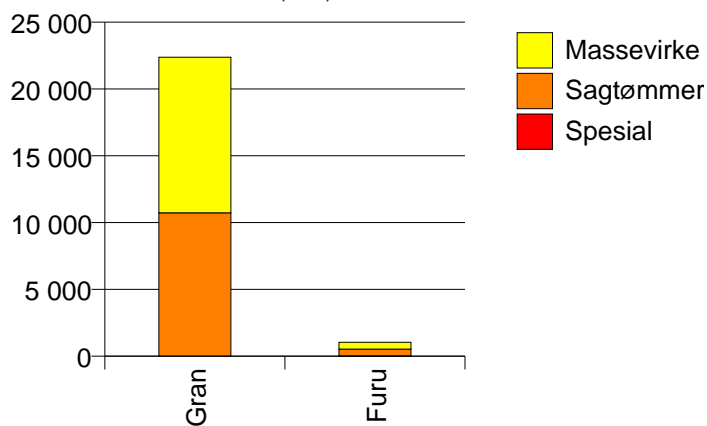


## 533 LUNNER

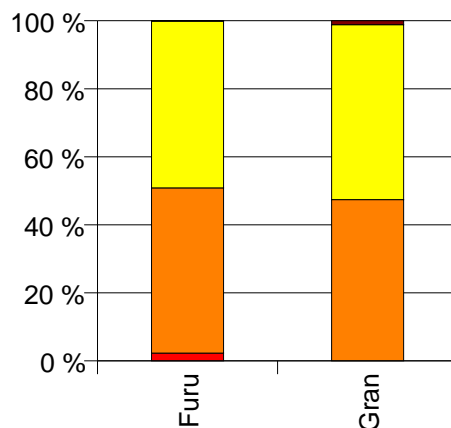
Volum 2003 (kbm)

	Spesial	Sagtømmer	Massevirke	Vrak	Sum:
Furu	24	508	513	1	1 046
Gran		10 734	11 639	260	22 633
Sum:	24	11 242	12 152	261	23 679

Volum (kbm)



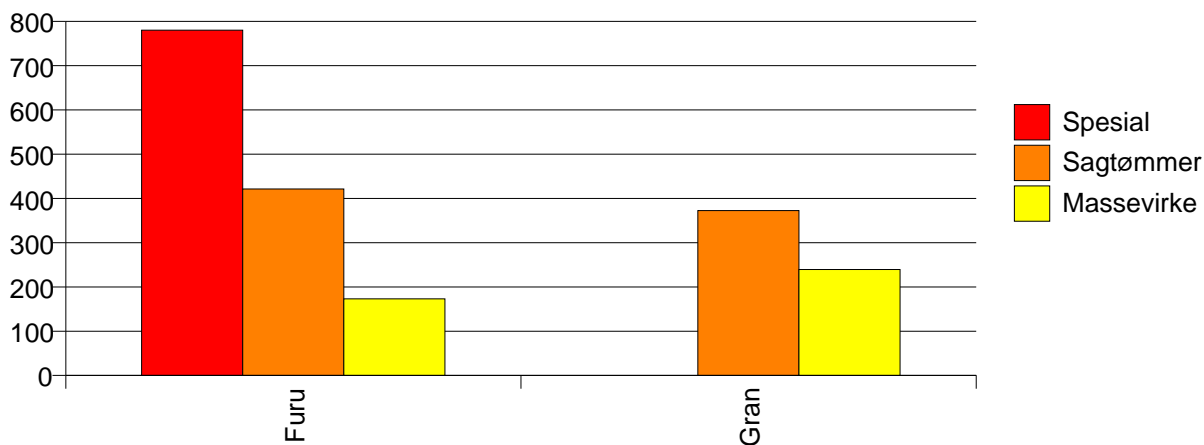
Volum (prosentfordelt)



Gjennomsnittspris 2003 (kr/kbm)

	Spesial	Sagtømmer	Massevirke	Vrak	Snitt
Furu	780	421	173	0	307
Gran		372	239	0	300
Snitt	780	375	237	0	300

Gjennomsnittspris (kr/kbm)



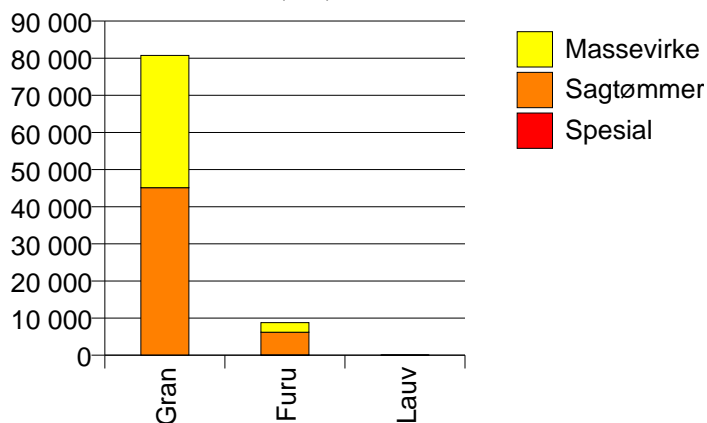


# 534 GRAN

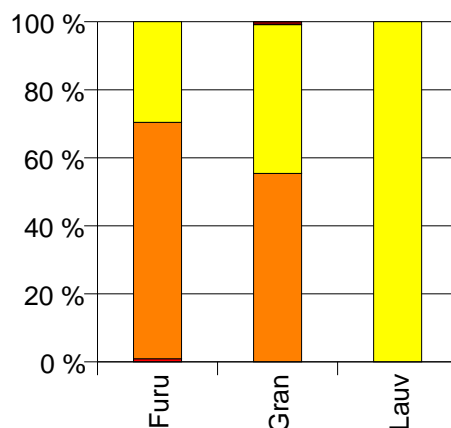
Volum 2003 (kbm)

	Spesial	Sagtømmer	Massevirke	Vrak	Sum:
Furu	81	6 109	2 600		8 790
Gran		45 113	35 641	691	81 445
Lauv			45		45
Sum:	81	51 222	38 286	691	90 280

Volum (kbm)



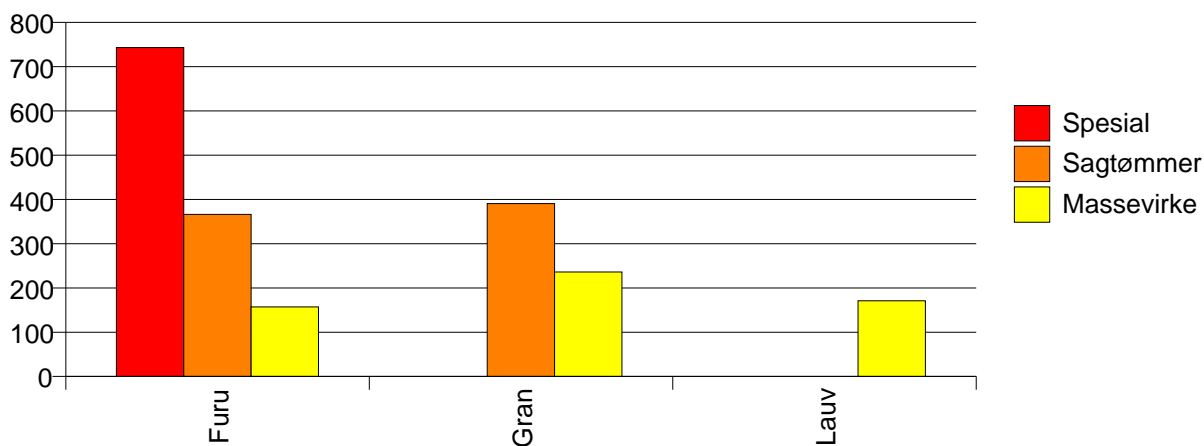
Volum (prosentfordelt)



Gjennomsnittspris 2003 (kr/kbm)

	Spesial	Sagtømmer	Massevirke	Vrak	Snitt
Furu	743	366	157		308
Gran		390	236	0	319
Lauv			171		171
Snitt	743	388	230	0	318

Gjennomsnittspris (kr/kbm)

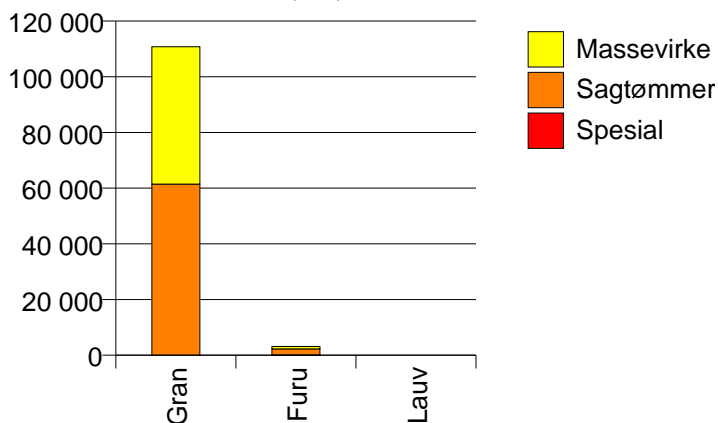


## 536 SØNDRE LAND

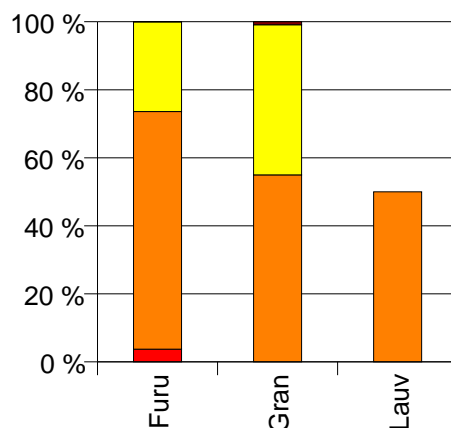
Volum 2003 (kbm)

	Spesial	Sagtømmer	Massevirke	Vrak	Sum:
Furu	117	2 180	823	1	3 121
Gran	0	61 459	49 301	989	111 749
Lauv		0			0
Sum:	117	63 639	50 124	990	114 870

Volum (kbm)



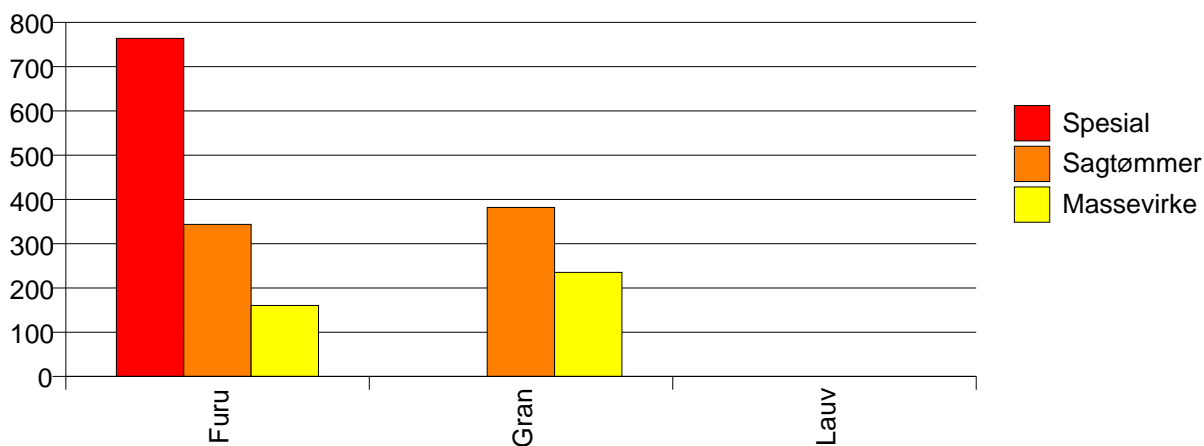
Volum (prosentfordelt)



Gjennomsnittspris 2003 (kr/kbm)

	Spesial	Sagtømmer	Massevirke	Vrak	Snitt
Furu	764	343	161	0	311
Gran	#DIV/0	382	235	0	314
Lauv		#DIV/0			#DIV/0
Snitt	766	381	234	0	314

Gjennomsnittspris (kr/kbm)

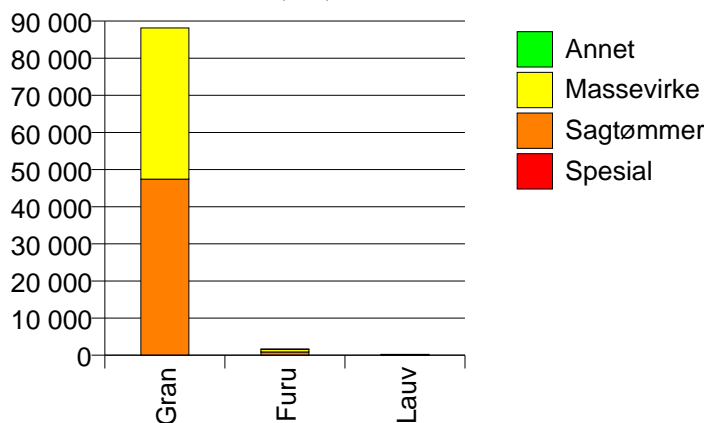


## 538 NORDRE LAND

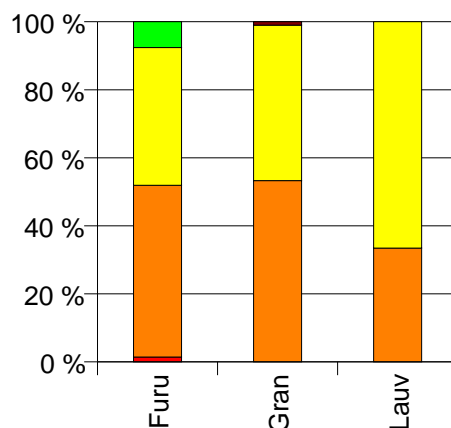
Volum 2003 (kbm)

	Spesial	Sagtømmer	Massevirke	Annet	Vrak	Sum:
Furu	24	846	679	127		1 676
Gran	33	47 394	40 713		884	89 024
Lauv	0	83	165			248
Sum:	57	48 323	41 557	127	884	90 948

Volum (kbm)



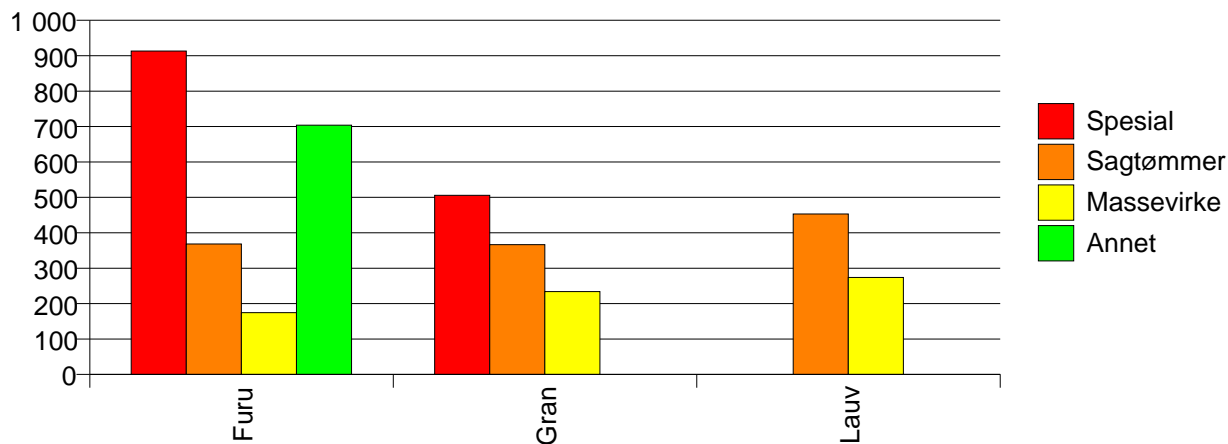
Volum (prosentfordelt)



Gjennomsnittspris 2003 (kr/kbm)

	Spesial	Sagtømmer	Massevirke	Annet	Vrak	Snitt
Furu	913	368	175	704		323
Gran	506	367	234		0	302
Lauv	#DIV/0	453	274			334
Snitt	677	367	233	704	0	303

Gjennomsnittspris (kr/kbm)

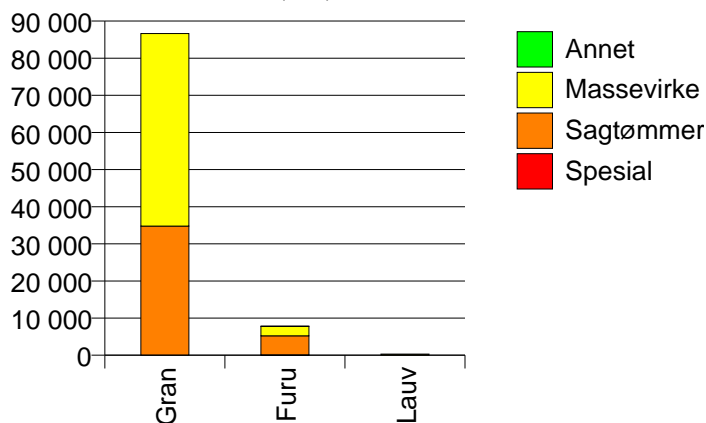


## 540 SØR-AURDAL

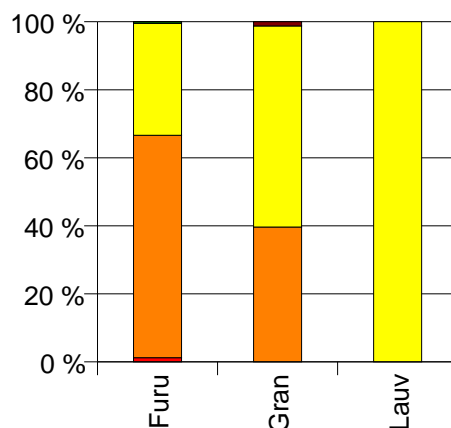
Volum 2003 (kbm)

	Spesial	Sagtømmer	Massevirke	Annet	Vrak	Sum:
Furu	96	5 118	2 573	38	1	7 826
Gran	1	34 798	51 847		1 098	87 744
Lauv	0	0	300			300
Sum:	97	39 916	54 720	38	1 099	95 870

Volum (kbm)



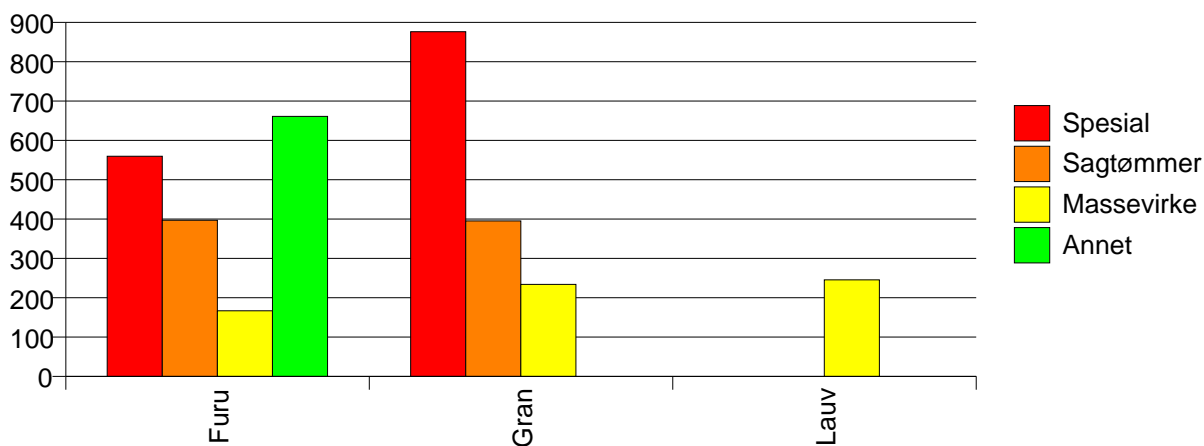
Volum (prosentfordelt)



Gjennomsnittspris 2003 (kr/kbm)

	Spesial	Sagtømmer	Massevirke	Annet	Vrak	Snitt
Furu	560	397	167	661	0	324
Gran	876	395	234		0	295
Lauv	#DIV/0	#DIV/0	246			247
Snitt	564	395	231	661	0	297

Gjennomsnittspris (kr/kbm)

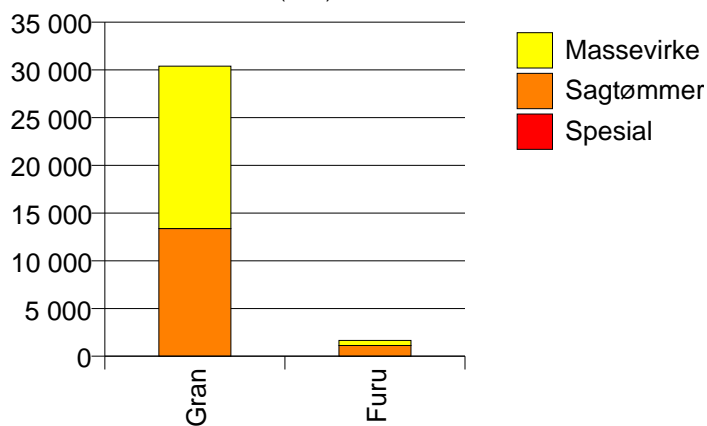


## 541 ETNEDAL

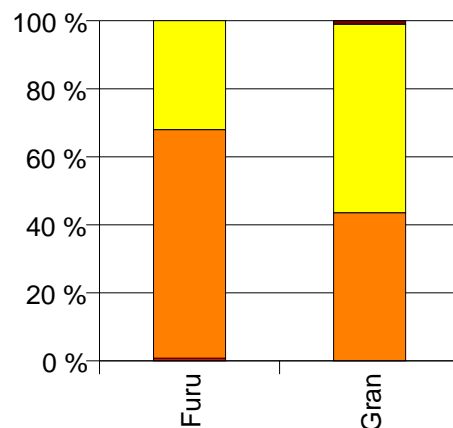
### Volum 2003 (kbm)

	Spesial	Sagtømmer	Massevirke	Vrak	Sum:
Furu	13	1 114	531		1 658
Gran		13 370	17 021	302	30 693
Sum:	13	14 484	17 552	302	32 351

Volum (kbm)



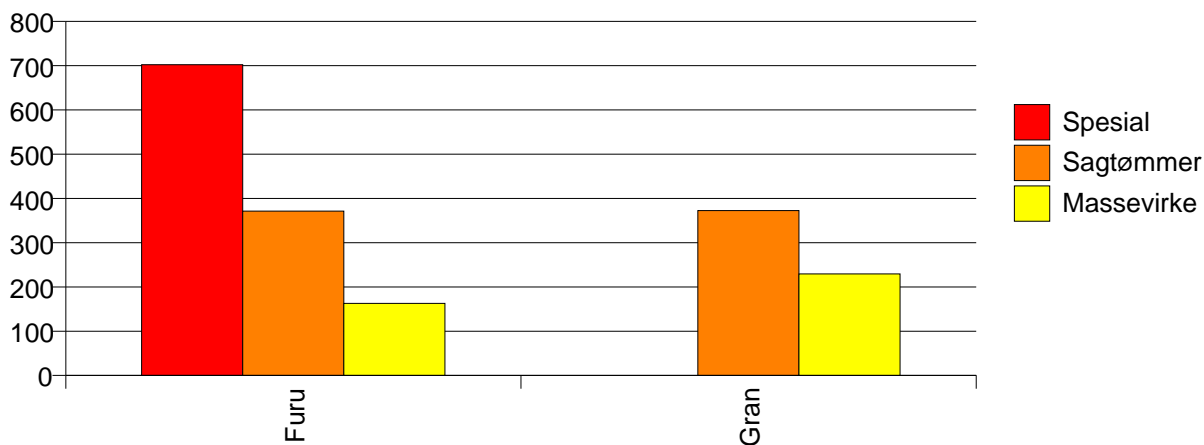
Volum (prosentfordelt)



### Gjennomsnittspris 2003 (kr/kbm)

	Spesial	Sagtømmer	Massevirke	Vrak	Snitt
Furu	702	371	163		307
Gran		372	229	0	289
Snitt	702	372	227	0	290

Gjennomsnittspris (kr/kbm)

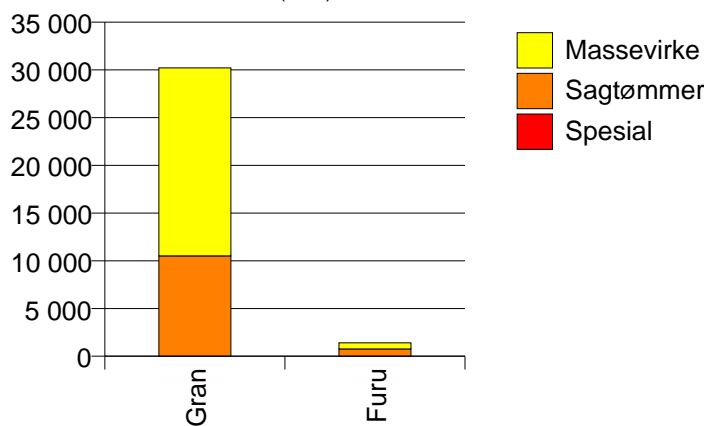


## 542 NORD-AURDAL

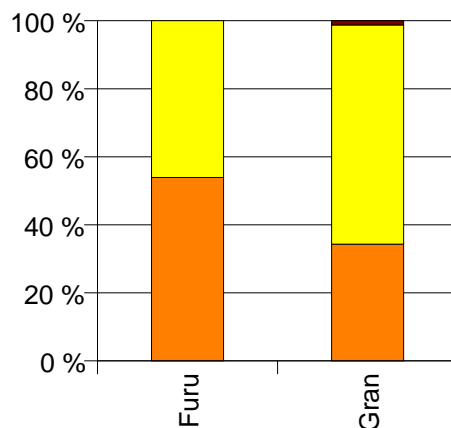
### Volum 2003 (kbm)

	Spesial	Sagtømmer	Massevirke	Vrak	Sum:
Furu	0	758	648		1 406
Gran		10 504	19 705	381	30 590
Sum:	0	11 262	20 353	381	31 996

Volum (kbm)



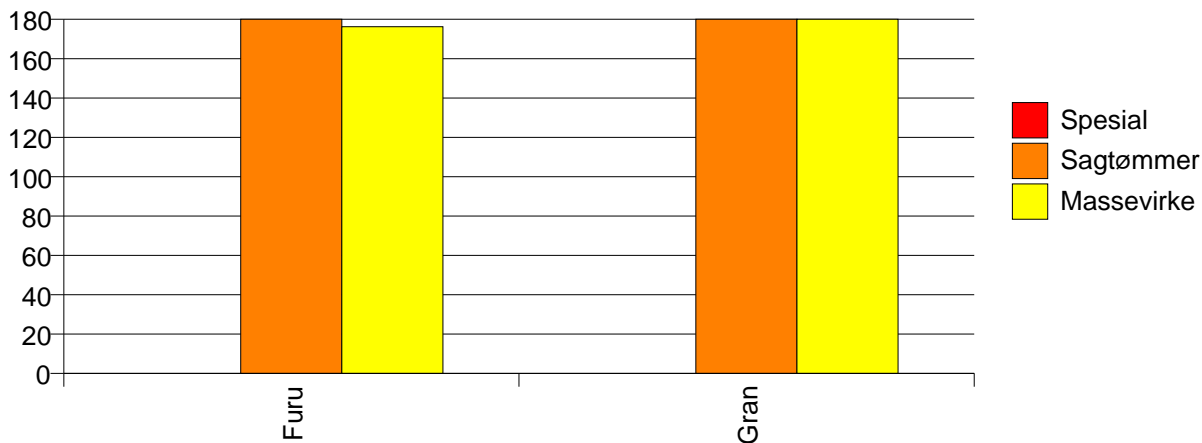
Volum (prosentfordelt)



### Gjennomsnittspris 2003 (kr/kbm)

	Spesial	Sagtømmer	Massevirke	Vrak	Snitt
Furu	#DIV/0	375	176		283
Gran		375	231	0	278
Snitt	#DIV/0	375	230	0	278

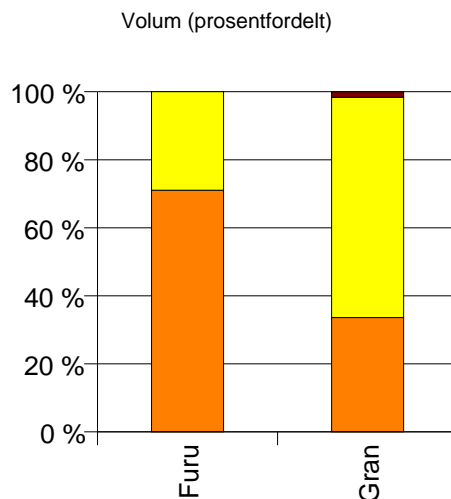
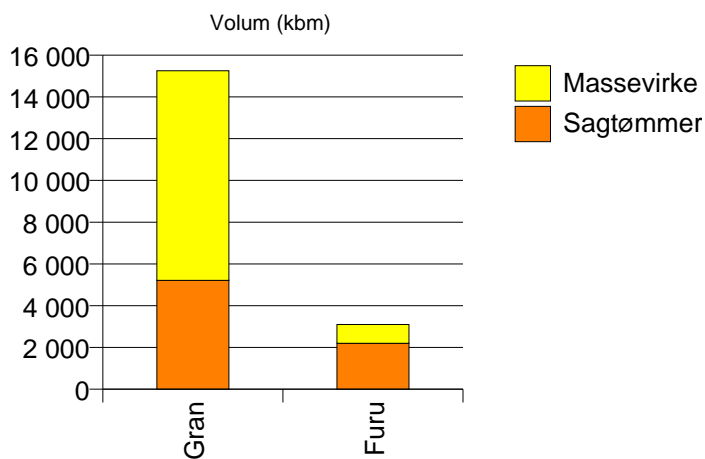
Gjennomsnittspris (kr/kbm)



## 543 VESTRE SLIDRE

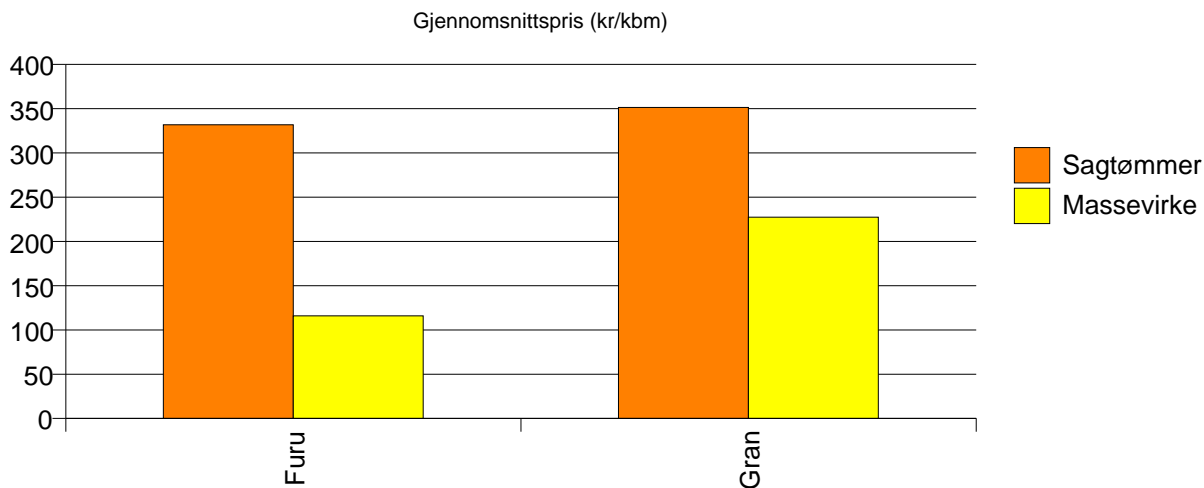
Volum 2003 (kbm)

	Sagtømmer	Massevirke	Vrak	Sum:
Furu	2 201	896		3 097
Gran	5 213	10 035	253	15 501
Sum:	7 414	10 931	253	18 598



Gjennomsnittspris 2003 (kr/kbm)

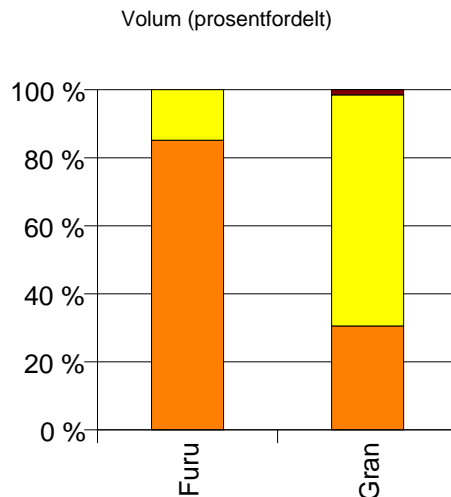
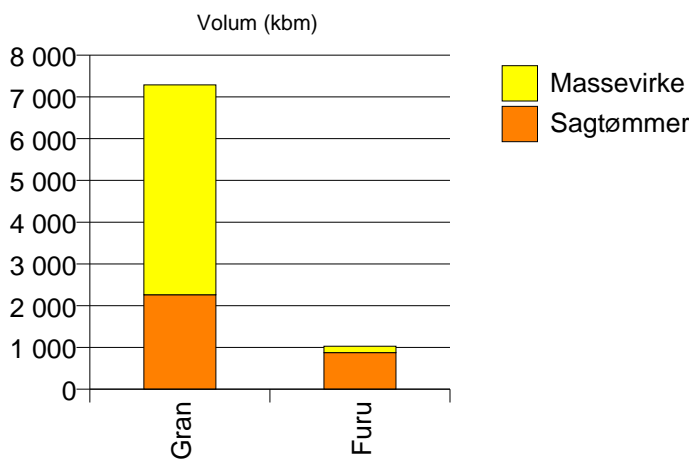
	Sagtømmer	Massevirke	Vrak	Snitt
Furu	332	116		269
Gran	351	227	0	265
Snitt	345	218	0	266



## 544 ØYSTRE SLIDRE

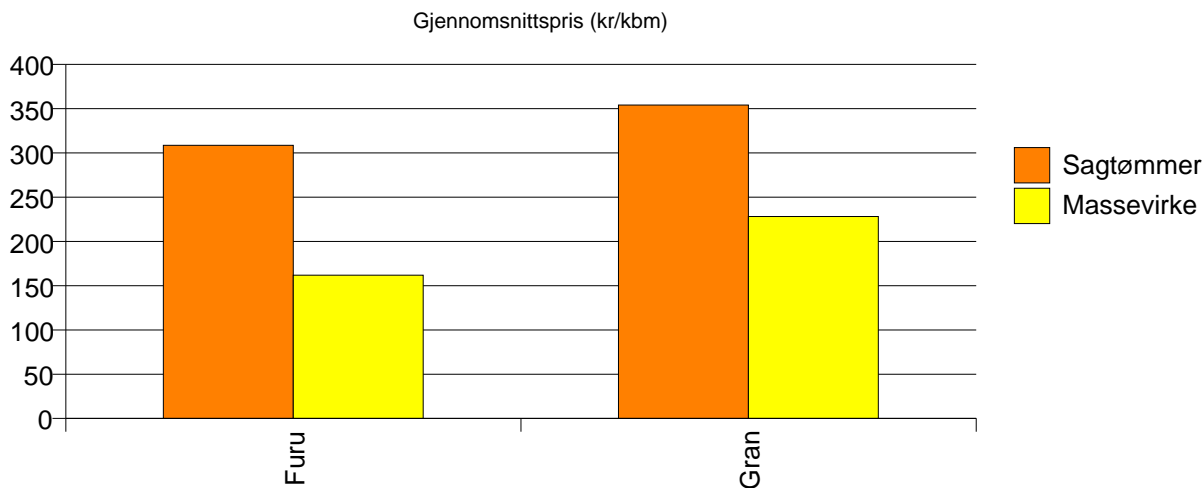
Volum 2003 (kbm)

	Sagtømmer	Massevirke	Vrak	Sum:
Furu	877	153		1 030
Gran	2 261	5 026	112	7 399
Sum:	3 138	5 179	112	8 429



Gjennomsnittspris 2003 (kr/kbm)

	Sagtømmer	Massevirke	Vrak	Snitt
Furu	309	162		287
Gran	354	228	0	263
Snitt	341	226	0	266

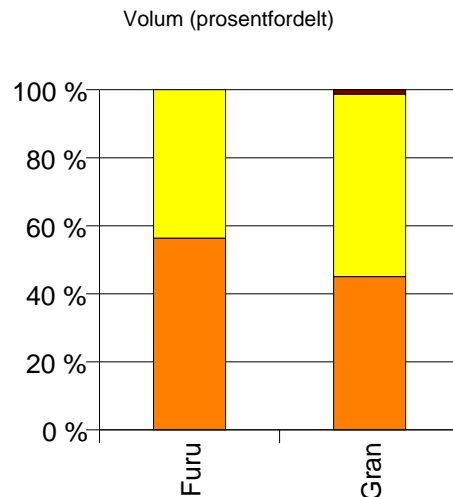
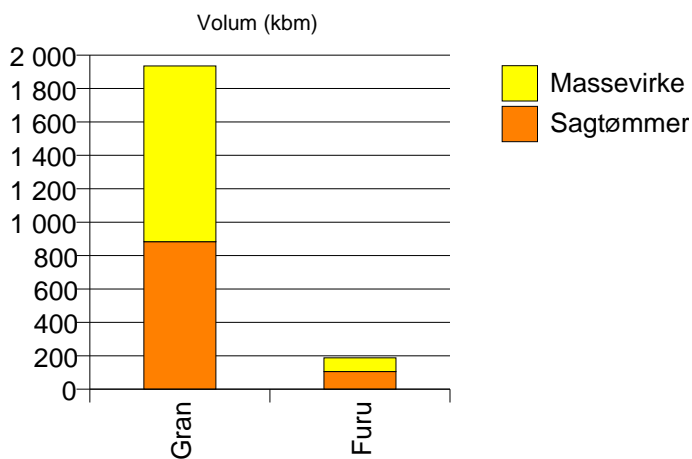




## 545 VANG

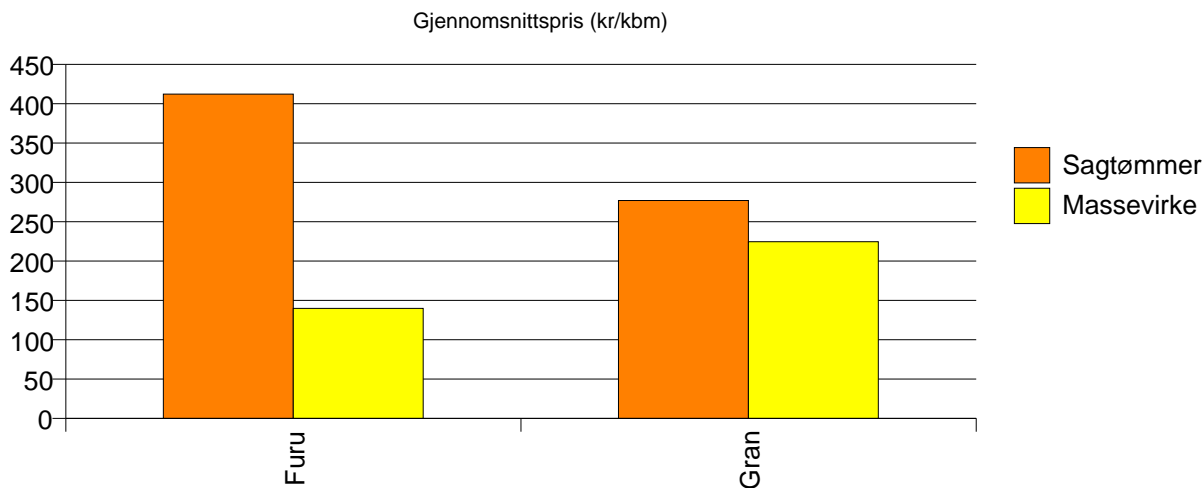
Volum 2003 (kbm)

	Sagtømmer	Massevirke	Vrak	Sum:
Furu	106	82		188
Gran	883	1 052	25	1 960
Sum:	989	1 134	25	2 148



Gjennomsnittspris 2003 (kr/kbm)

	Sagtømmer	Massevirke	Vrak	Snitt
Furu	412	140		293
Gran	277	225	0	245
Snitt	291	219	0	250

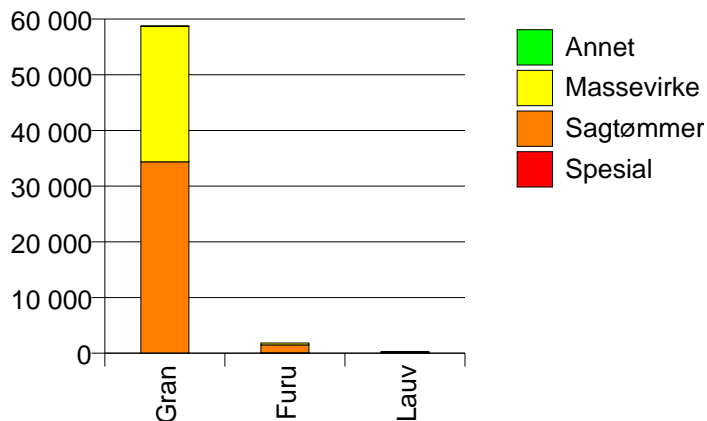


## 501 LILLEHAMMER

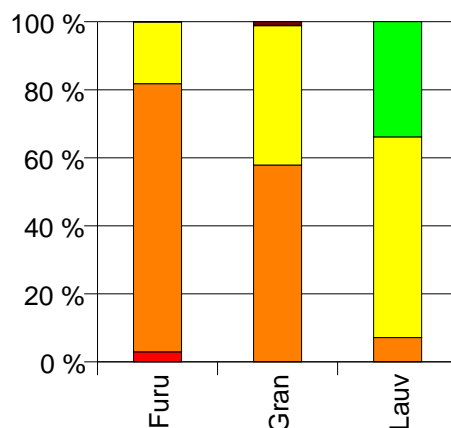
### Volum 2003 (kbm)

	Spesial	Sagtømmer	Massevirke	Annet	Vrak	Sum:
Furu	54	1 438	331		1	1 824
Gran		34 370	24 331	60	618	59 379
Lauv		19	157	90		266
Sum:	54	35 827	24 819	150	619	61 469

Volum (kbm)



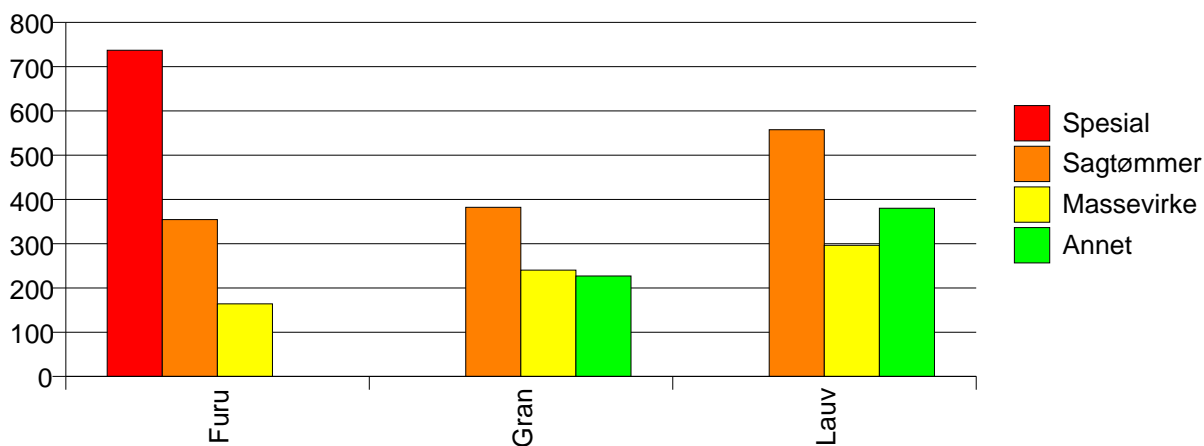
Volum (prosentfordelt)



### Gjennomsnittspris 2003 (kr/kbm)

	Spesial	Sagtømmer	Massevirke	Annet	Vrak	Snitt
Furu	737	354	164		0	331
Gran		382	240	227	0	320
Lauv		557	296	380		343
Snitt	737	381	240	319	0	320

Gjennomsnittspris (kr/kbm)

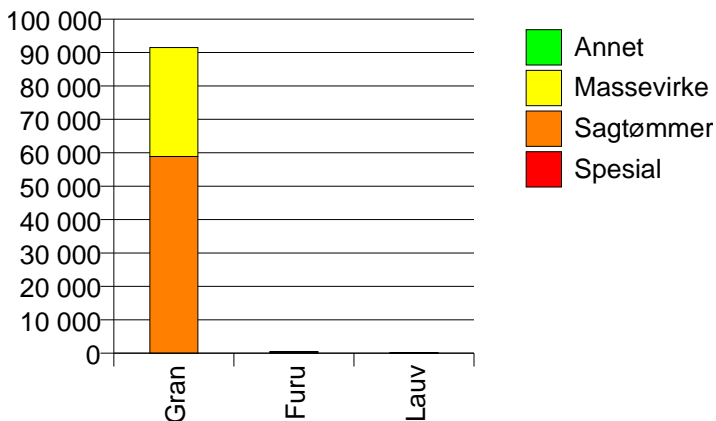


## 502 GJØVIK

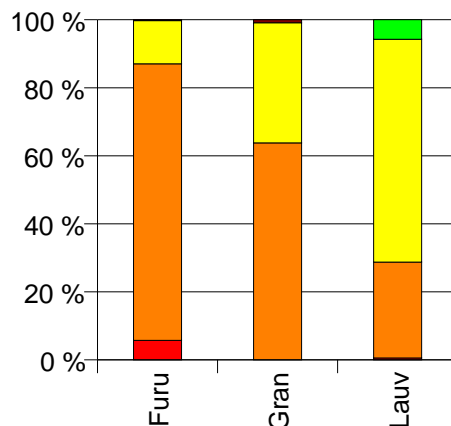
Volum 2003 (kbm)

	Spesial	Sagtømmer	Massevirke	Annet	Vrak	Sum:
Furu	24	339	53		1	417
Gran		58 876	32 597		808	92 281
Lauv	1	49	114	10		174
Sum:	25	59 264	32 764	10	809	92 872

Volum (kbm)



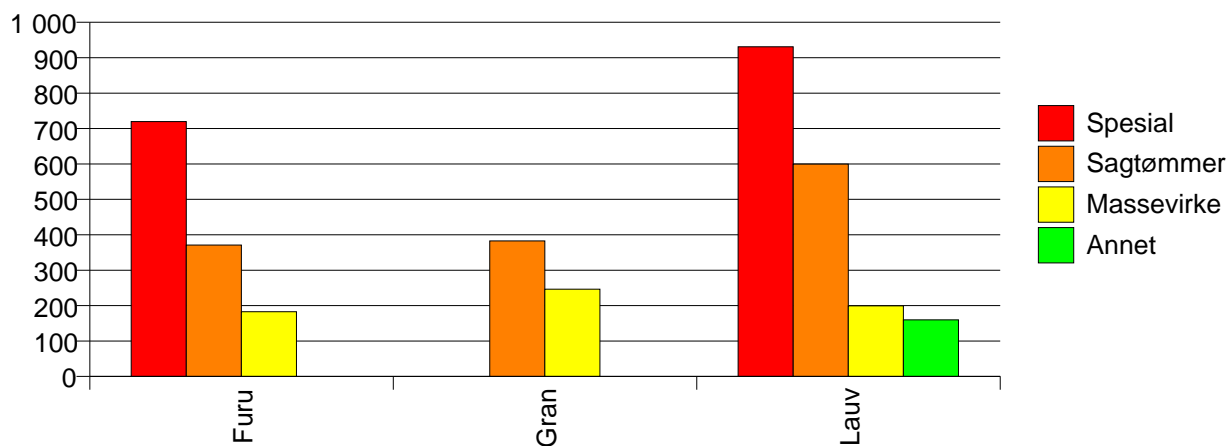
Volum (prosentfordelt)



Gjennomsnittspris 2003 (kr/kbm)

	Spesial	Sagtømmer	Massevirke	Annet	Vrak	Snitt
Furu	720	371	183		0	366
Gran		383	246		0	331
Lauv	931	600	199	160		314
Snitt	728	383	246	160	0	331

Gjennomsnittspris (kr/kbm)

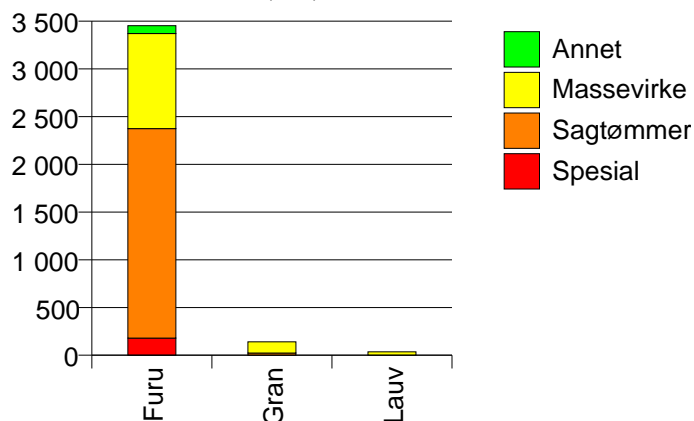


## 511 DOVRE

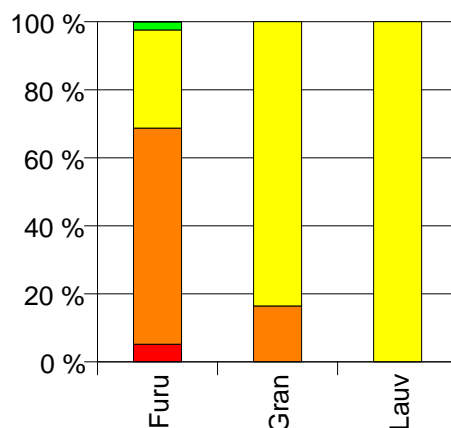
Volum 2003 (kbm)

	Spesial	Sagtømmer	Massevirke	Annet	Vrak	Sum:
Furu	180	2 194	996	82	1	3 453
Gran		23	117			140
Lauv			36			36
Sum:	180	2 217	1 149	82	1	3 629

Volum (kbm)



Volum (prosentfordelt)



Gjennomsnittspris 2003 (kr/kbm)

	Spesial	Sagtømmer	Massevirke	Annet	Vrak	Snitt
Furu	583	336	173	401	0	303
Gran		3 042	936			1 282
Lauv			227			227
Snitt	583	364	253	401	0	340

Gjennomsnittspris (kr/kbm)

