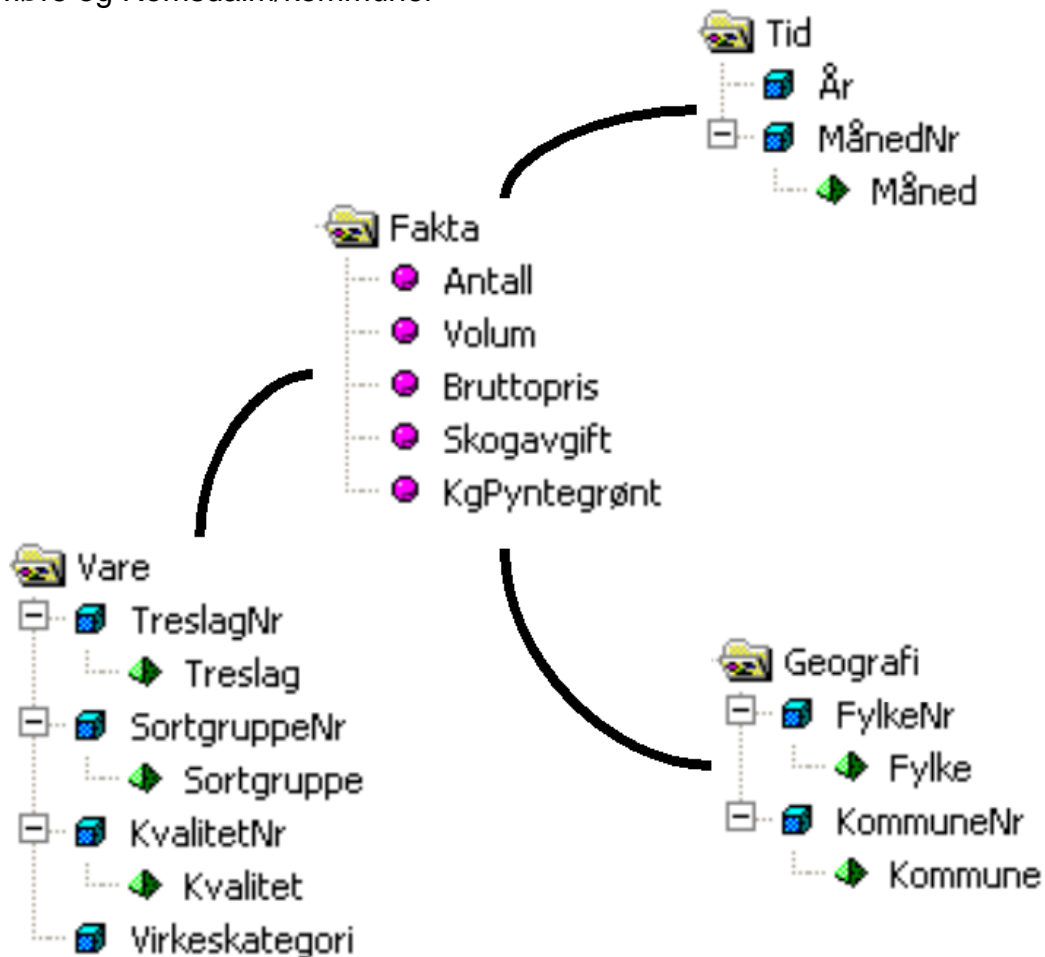


# Virkestatistikk fra SKOG-DATA AS

Møre og Romsdalm/kommuner



Dataene i rapporten er hentet fra databasen som inneholder virkesdata med tilhørende innbetalinger av skogavgift. Rapporten er laget med Business Objects, som er sluttbrukerverktøyet i Skog-Data sine nye datavarehus-løsninger. Business Objects er ett meget sterkt rapportverktøy som kan presentere store mengder data effektivt.

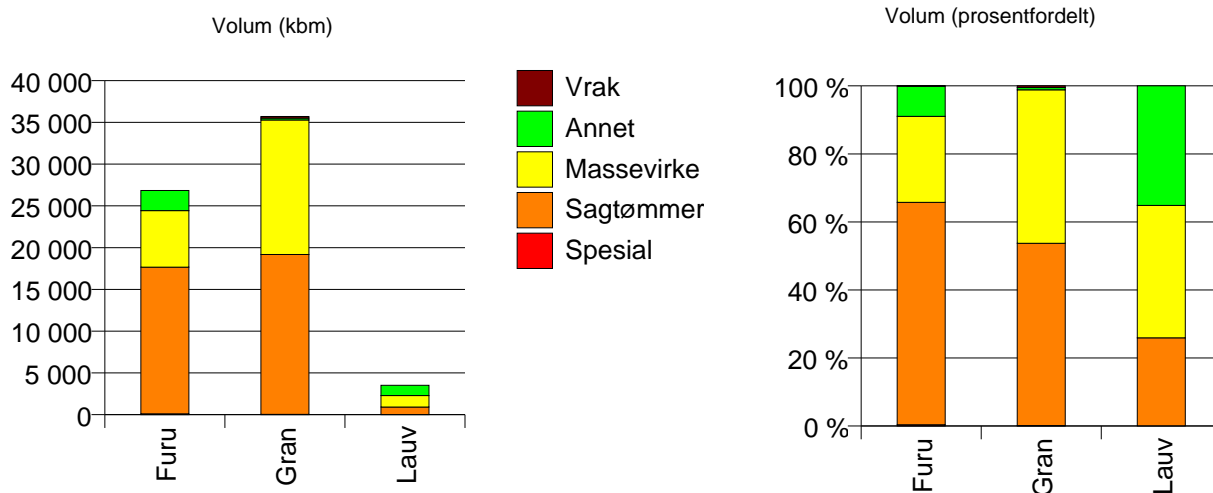
Rapportene kan lastes ned fra [www.skogdata.no/statistikk](http://www.skogdata.no/statistikk)

For mer informasjon, kontakt: [alexanderh@skogdata.no](mailto:alexanderh@skogdata.no)

## Møre og Romsdal

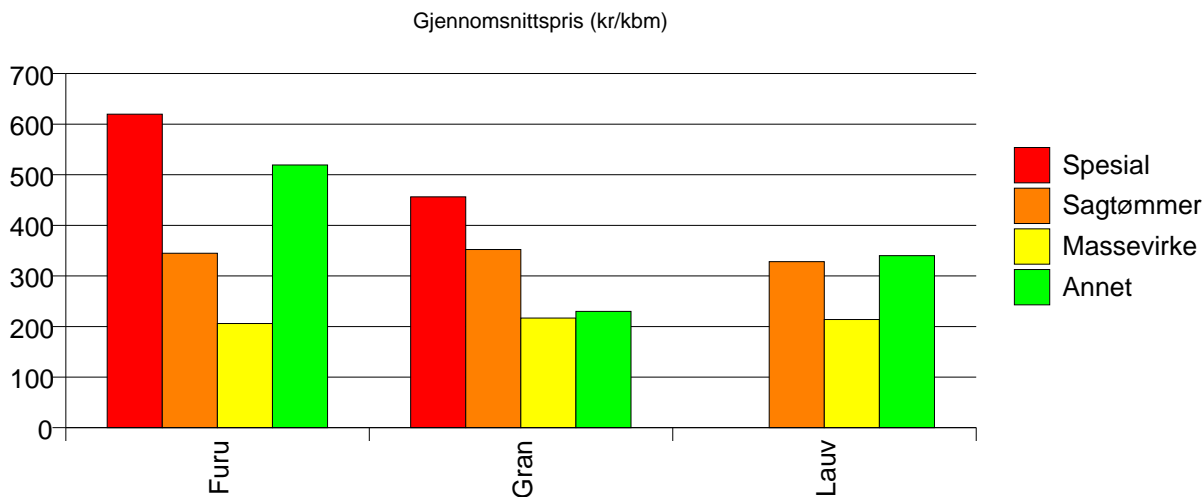
### Volum 2003

	Spesial	Sagtømmer	Massevirke	Annet	Vrak	Sum:
Furu	100	17 557	6 780	2 399	11	26 847
Gran	46	19 127	16 112	229	180	35 694
Lauv		913	1 370	1 237		3 520
Sum:	146	37 597	24 262	3 865	191	66 061



### Gjennomsnittspris 2003 (kr/kbm)

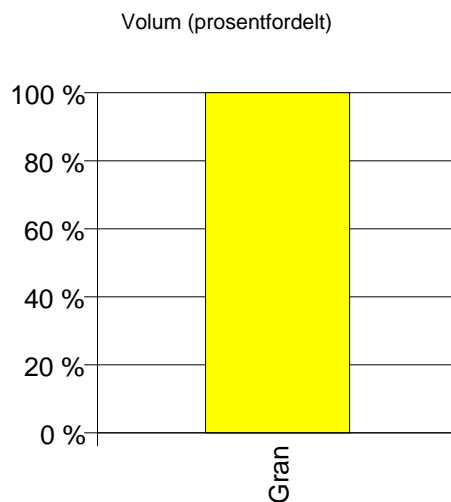
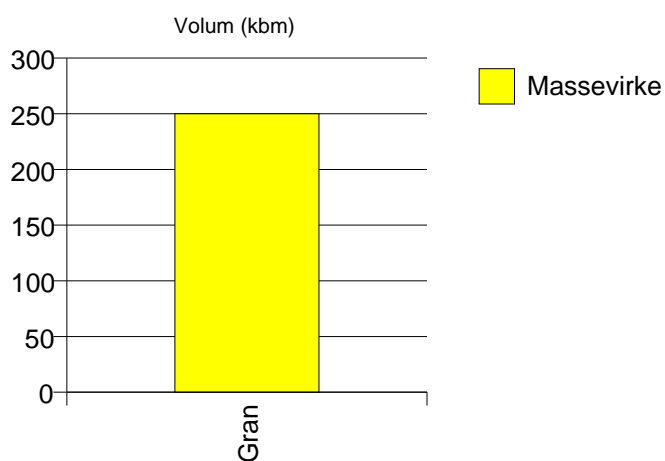
	Spesial	Sagtømmer	Massevirke	Annet	Vrak	Snitt:
Furu	620	345	206	519	0	326
Gran	456	352	217	230	0	289
Lauv		328	214	340		288
Snitt:	568	348	214	445	0	304



## 1548 FRÆNA

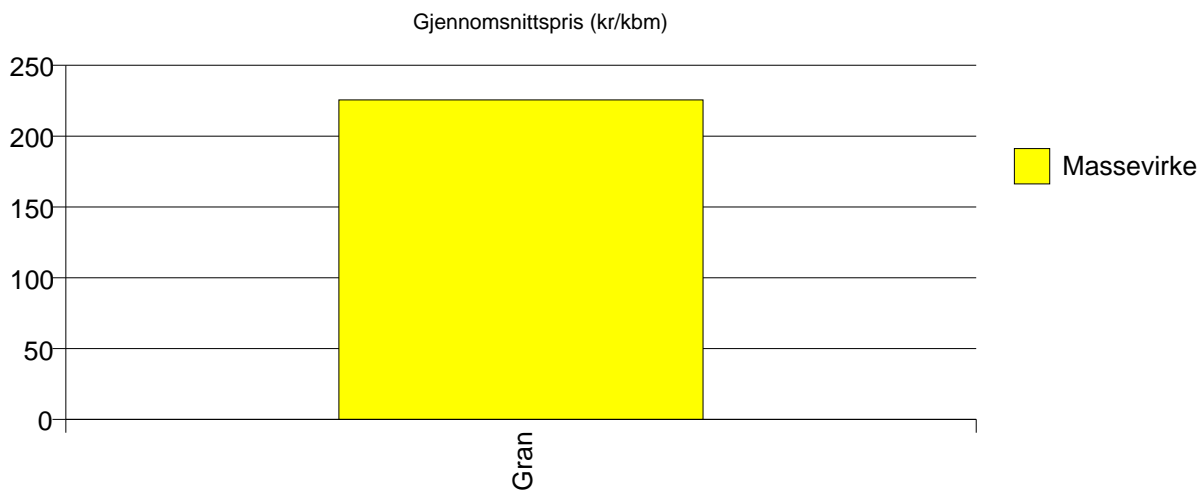
Volum 2003 (kbm)

	Massevirke	Sum:
Gran	250	250
Sum:	250	250



Gjennomsnittspris 2003 (kr/kbm)

Gran	226	226
Snitt	226	226

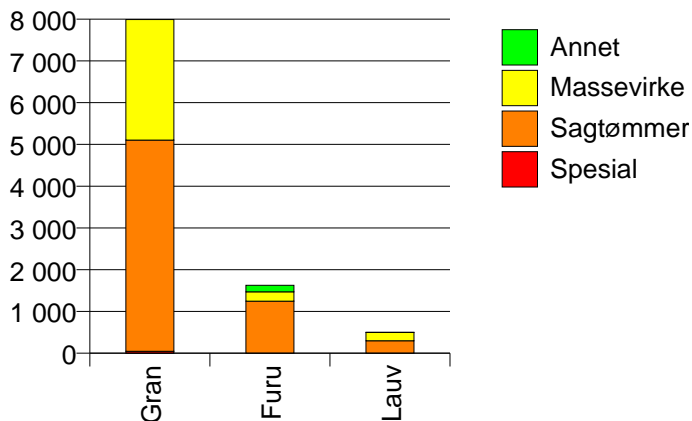


# 1539 RAUMA

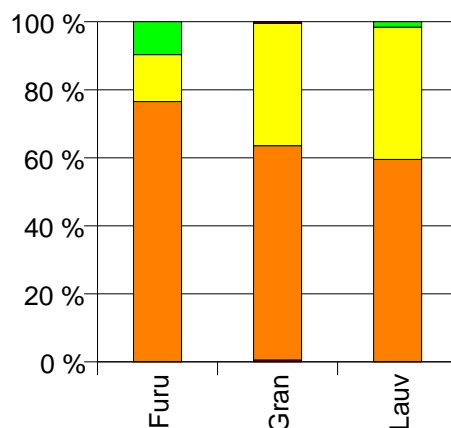
Volum 2003 (kbm)

	Spesial	Sagtømmer	Massevirke	Annet	Vrak	Sum:
Furu		1 246	225	157		1 628
Gran	46	5 056	2 888		35	8 025
Lauv		300	196	8		504
Sum:	46	6 602	3 309	165	35	10 157

Volum (kbm)



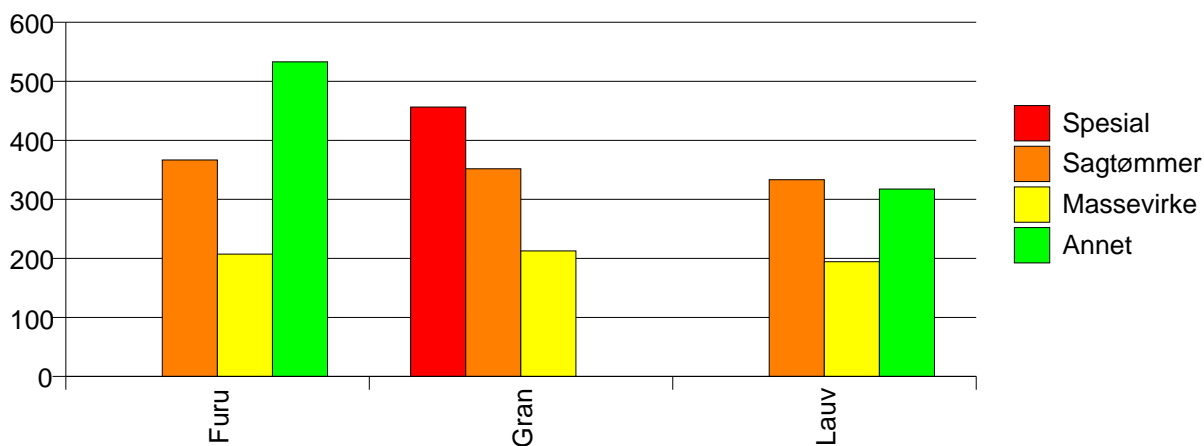
Volum (prosentfordelt)



Gjennomsnittspris 2003 (kr/kbm)

	Spesial	Sagtømmer	Massevirke	Annet	Vrak	Snitt
Furu		367	207	533		361
Gran	456	352	213		0	301
Lauv		333	194	318		279
Snitt	456	354	211	523	0	309

Gjennomsnittspris (kr/kbm)

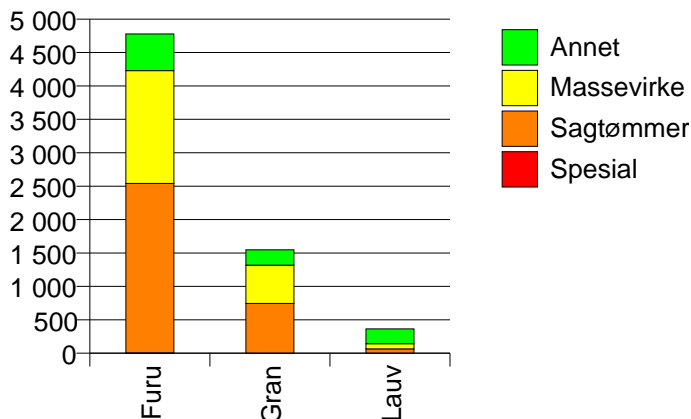


# 1543 NESSET

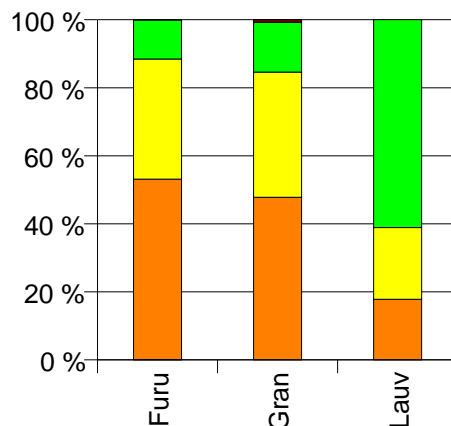
Volum 2003 (kbm)

	Spesial	Sagtømmer	Massevirke	Annet	Vrak	Sum:
Furu	4	2 536	1 689	548	3	4 780
Gran		745	573	229	11	1 558
Lauv		65	77	223		365
Sum:	4	3 346	2 339	1 000	14	6 703

Volum (kbm)



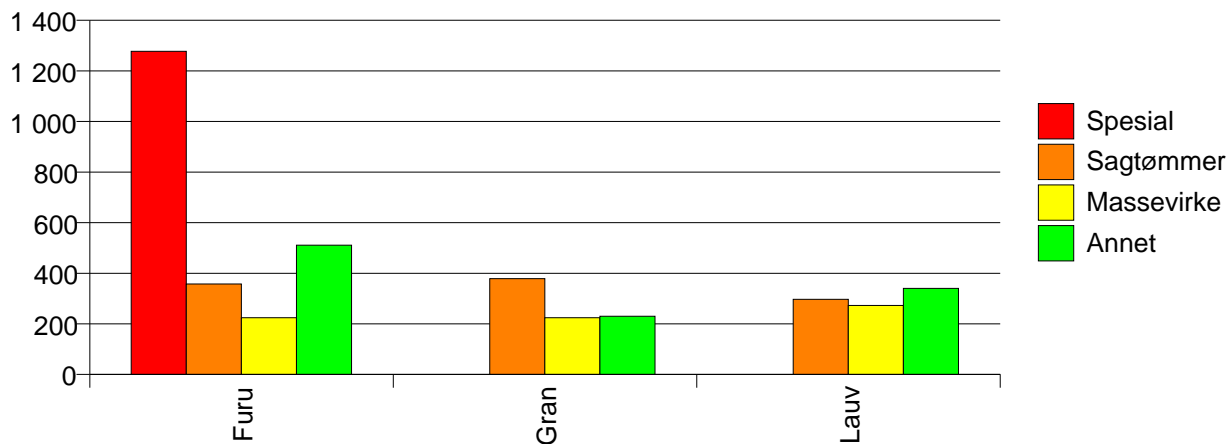
Volum (prosentfordelt)



Gjennomsnittspris 2003 (kr/kbm)

	Spesial	Sagtømmer	Massevirke	Annet	Vrak	Snitt
Furu	1 277	358	224	511	0	328
Gran		379	224	230	0	297
Lauv		297	273	340		318
Snitt	1 277	361	226	409	0	321

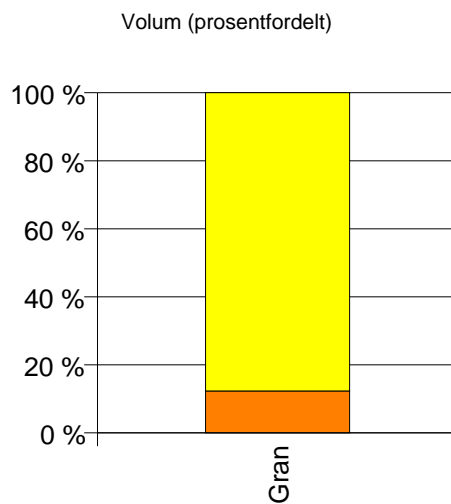
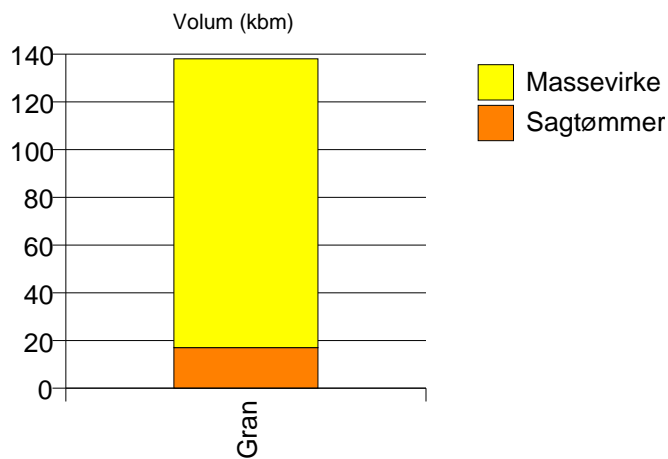
Gjennomsnittspris (kr/kbm)



## 1551 EIDE

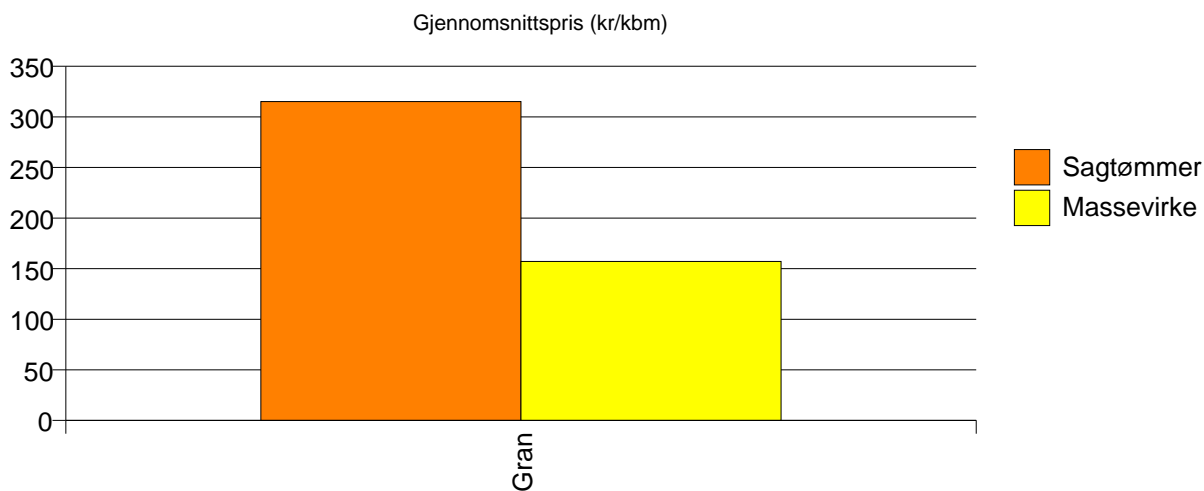
Volum 2003 (kbm)

	Sagtømmer	Massevirke	Sum:
Gran	17	121	138
Sum:	17	121	138



Gjennomsnittspris 2003 (kr/kbm)

Gran	315	157	177
Snitt	315	157	177

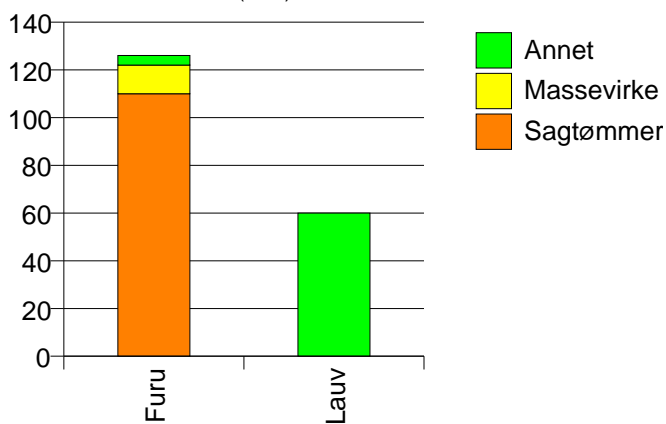


## 1554 AVERØY

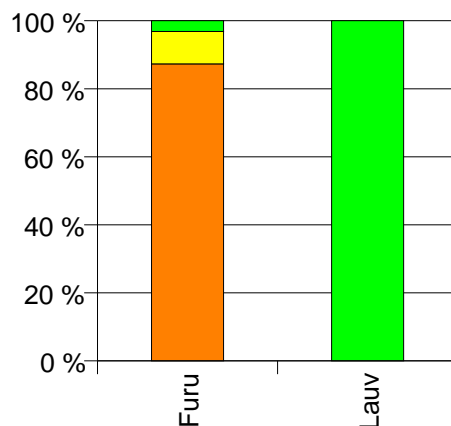
### Volum 2003 (kbm)

	Sagtømmer	Massevirke	Annet	Sum:
Furu	110	12	4	126
Lauv			60	60
Sum:	110	12	64	186

Volum (kbm)



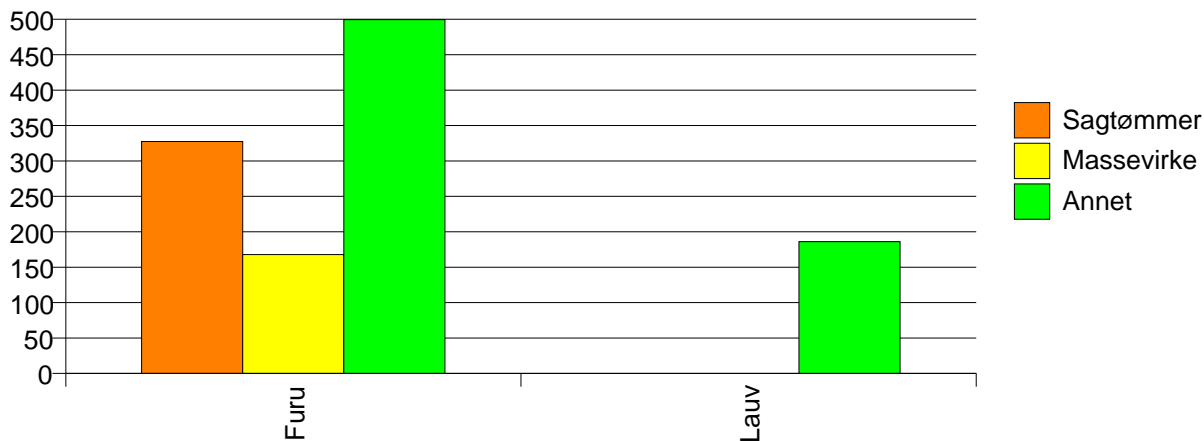
Volum (prosentfordelt)



### Gjennomsnittspris 2003 (kr/kbm)

	Sagtømmer	Massevirke	Annet	Snitt
Furu	327	168	500	318
Lauv			186	186
Snitt	327	168	206	275

Gjennomsnittspris (kr/kbm)

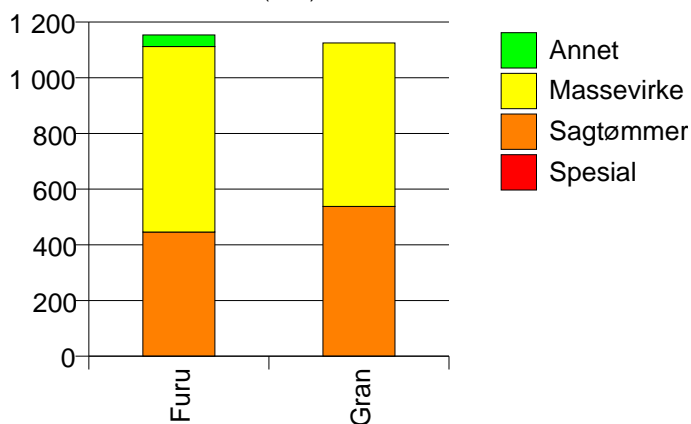


# 1557 GJEMNES

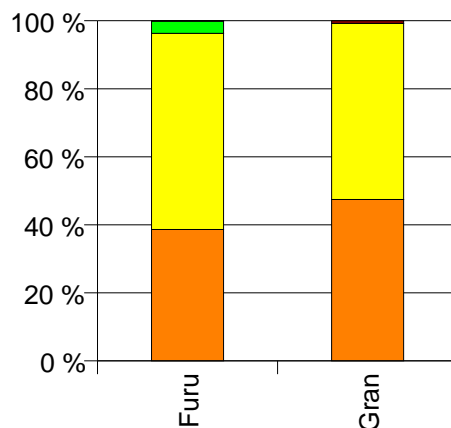
## Volum 2003 (kbm)

	Spesial	Sagtømmer	Massevirke	Annet	Vrak	Sum:
Furu	0	446	666	42	1	1 155
Gran		538	587		9	1 134
Sum:	0	984	1 253	42	10	2 289

Volum (kbm)



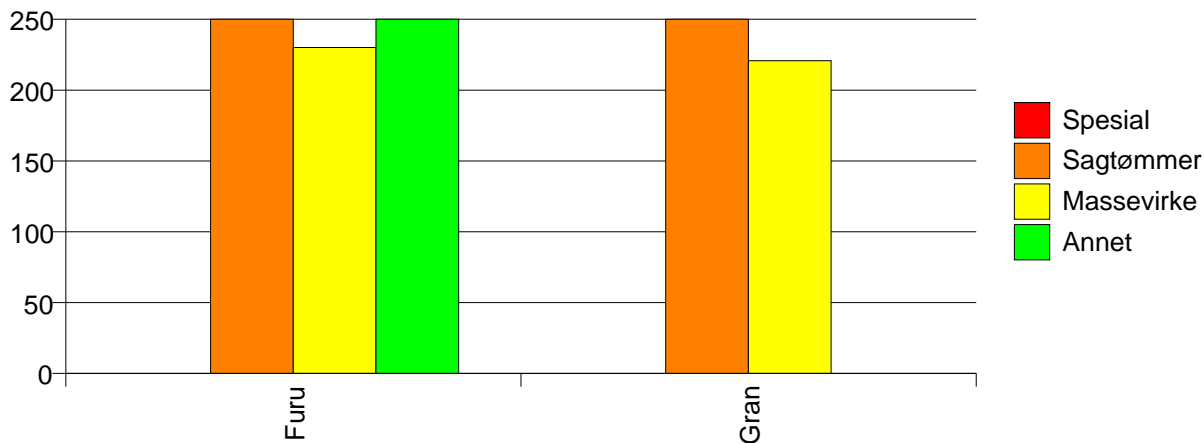
Volum (prosentfordelt)



## Gjennomsnittspris 2003 (kr/kbm)

	Spesial	Sagtømmer	Massevirke	Annet	Vrak	Snitt
Furu	#DIV/0	327	230	491	0	277
Gran		356	221		0	283
Snitt	#DIV/0	343	226	491	0	280

Gjennomsnittspris (kr/kbm)



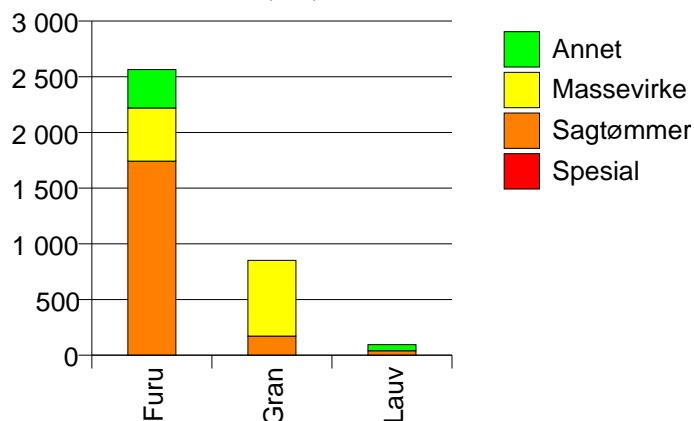


# 1560 TINGVOLL

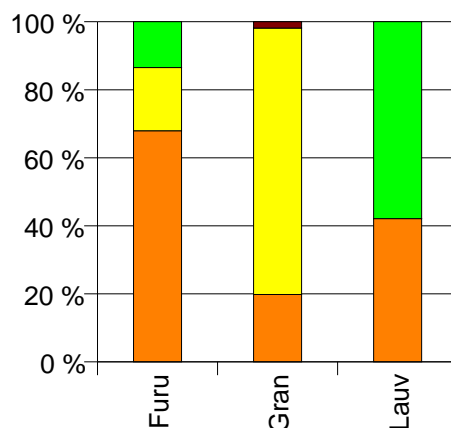
## Volum 2003 (kbm)

	Spesial	Sagtømmer	Massevirke	Annet	Vrak	Sum:
Furu	1	1 742	477	345		2 565
Gran		172	680		16	868
Lauv		40		55		95
Sum:	1	1 954	1 157	400	16	3 528

Volum (kbm)



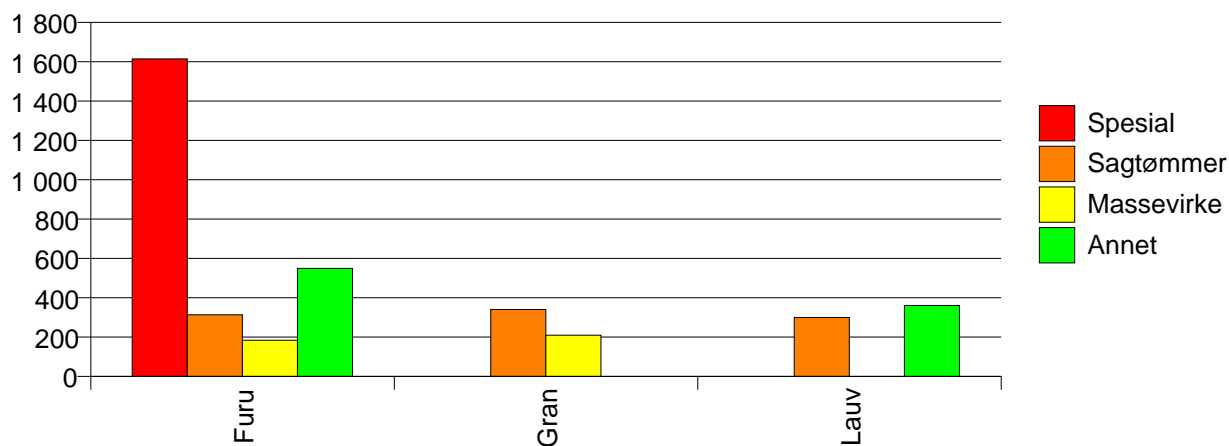
Volum (prosentfordelt)



## Gjennomsnittspris 2003 (kr/kbm)

	Spesial	Sagtømmer	Massevirke	Annet	Vrak	Snitt
Furu	1 614	314	184	549		322
Gran		341	210		0	232
Lauv		300		361		335
Snitt	1 614	316	199	524	0	300

Gjennomsnittspris (kr/kbm)

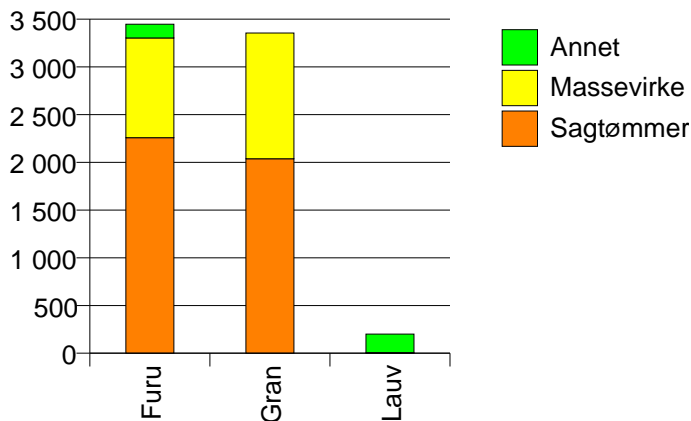


# 1563 SUNNDAL

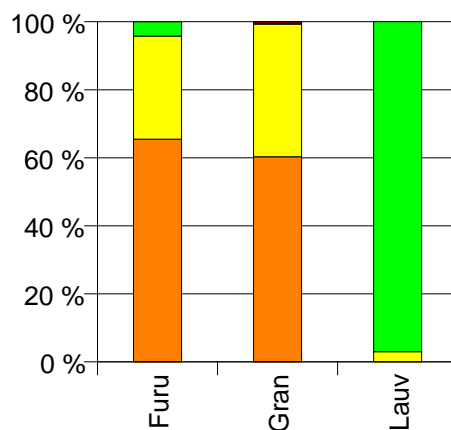
## Volum 2003 (kbm)

	Sagtømmer	Massevirke	Annet	Vrak	Sum:
Furu	2 257	1 045	144	1	3 447
Gran	2 037	1 317		23	3 377
Lauv		6	195		201
Sum:	4 294	2 368	339	24	7 025

Volum (kbm)



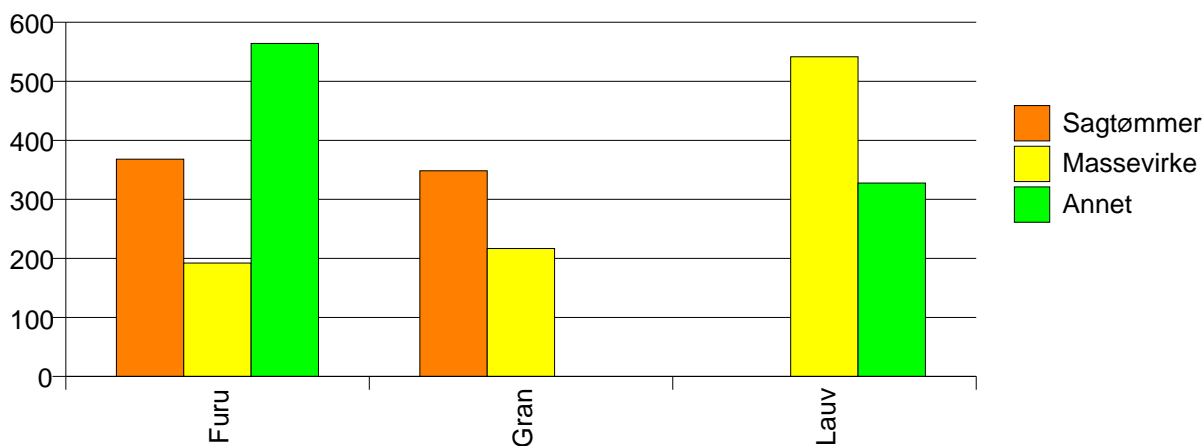
Volum (prosentfordelt)



## Gjennomsnittspris 2003 (kr/kbm)

	Sagtømmer	Massevirke	Annet	Vrak	Snitt
Furu	368	192	564	0	323
Gran	348	217		0	295
Lauv		542	328		334
Snitt	359	207	428	0	310

Gjennomsnittspris (kr/kbm)

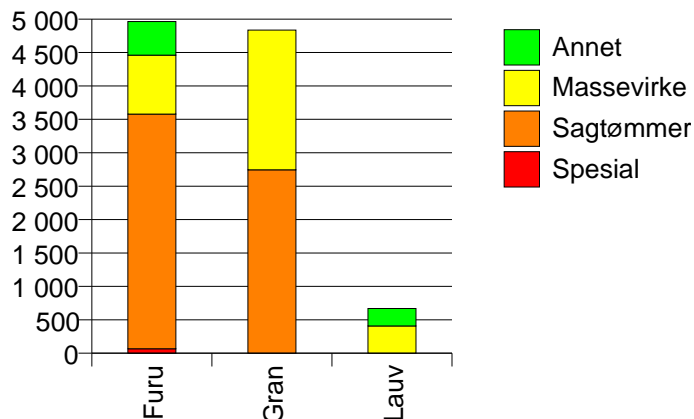


# 1566 SURNADAL

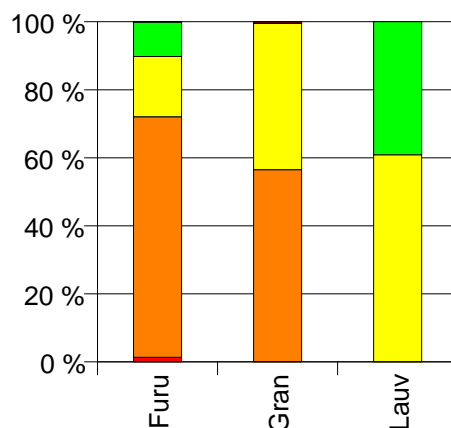
Volum 2003 (kbm)

	Spesial	Sagtømmer	Massevirke	Annet	Vrak	Sum:
Furu	67	3 512	881	504	3	4 967
Gran		2 745	2 090		23	4 858
Lauv			408	262		670
Sum:	67	6 257	3 379	766	26	10 495

Volum (kbm)



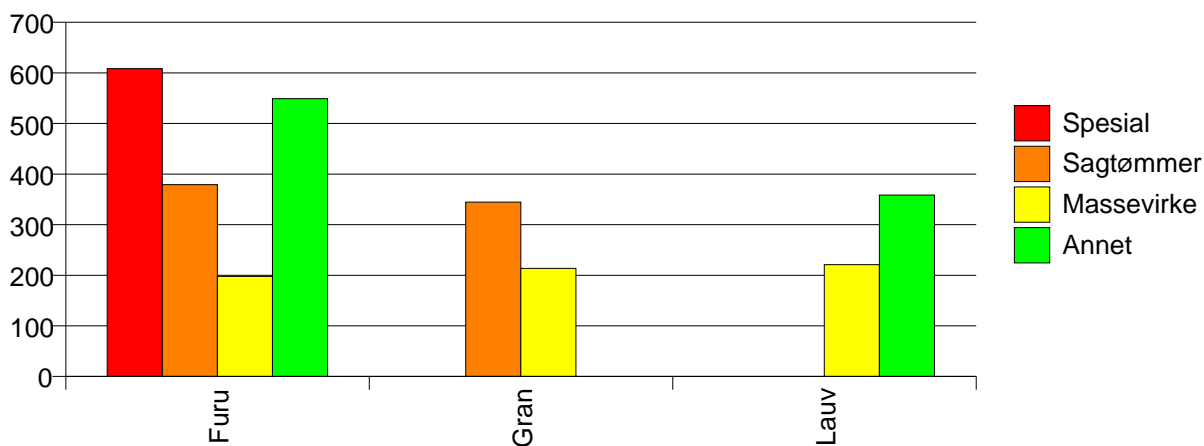
Volum (prosentfordelt)



Gjennomsnittspris 2003 (kr/kbm)

	Spesial	Sagtømmer	Massevirke	Annet	Vrak	Snitt
Furu	608	379	198	549	0	367
Gran		345	214		0	287
Lauv			221	359		275
Snitt	608	364	210	484	0	324

Gjennomsnittspris (kr/kbm)

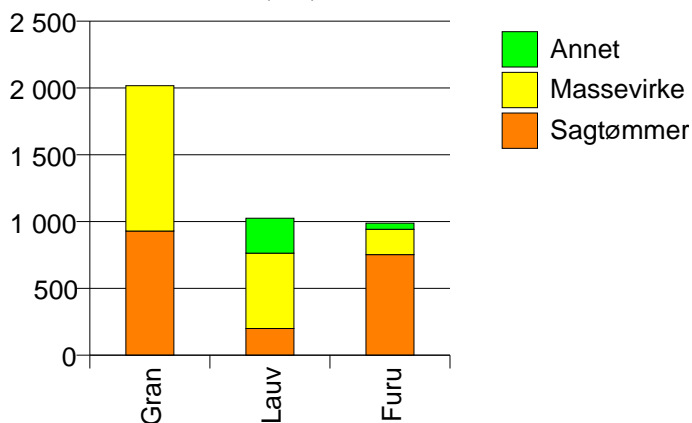


# 1567 RINDAL

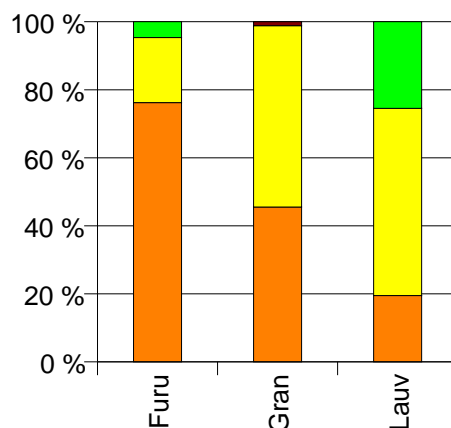
Volum 2003 (kbm)

	Sagtømmer	Massevirke	Annet	Vrak	Sum:
Furu	753	189	46		988
Gran	929	1 088		24	2 041
Lauv	200	564	261		1 025
Sum:	1 882	1 841	307	24	4 054

Volum (kbm)



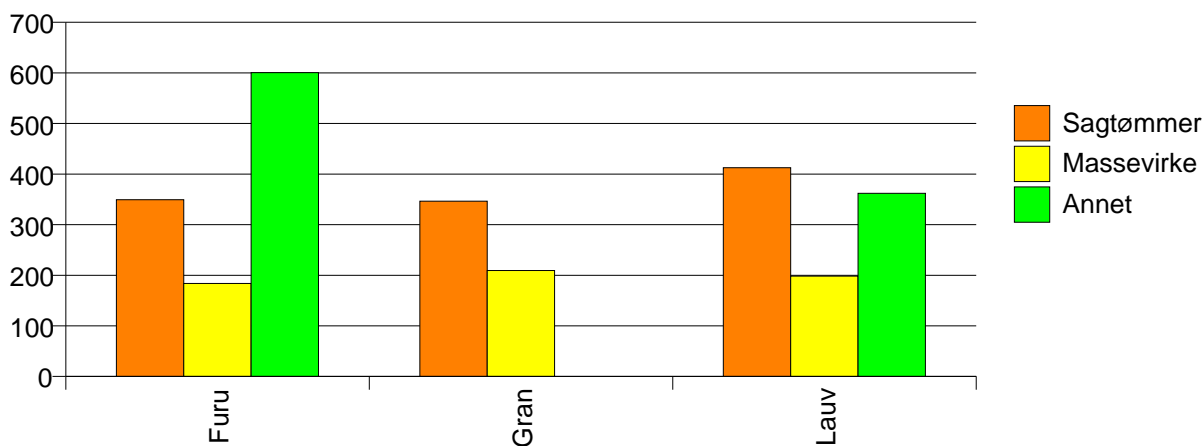
Volum (prosentfordelt)



Gjennomsnittspris 2003 (kr/kbm)

	Sagtømmer	Massevirke	Annet	Vrak	Snitt
Furu	349	184	600		329
Gran	347	209		0	269
Lauv	413	198	362		282
Snitt	355	203	398	0	287

Gjennomsnittspris (kr/kbm)

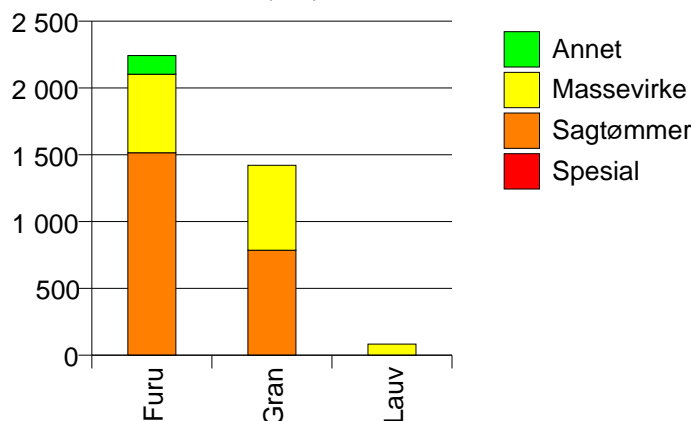


# 1569 AURE

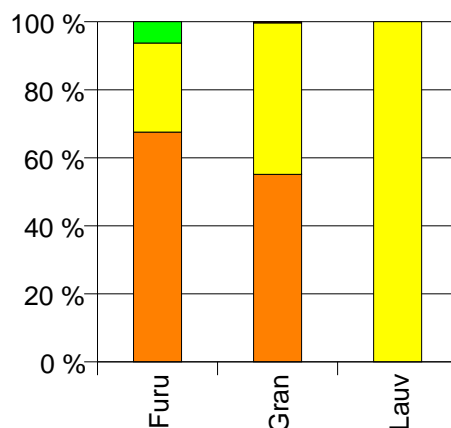
## Volum 2003 (kbm)

	Spesial	Sagtømmer	Massevirke	Annet	Vrak	Sum:
Furu	0	1 515	587	140		2 242
Gran		786	635		5	1 426
Lauv			83			83
Sum:	0	2 301	1 305	140	5	3 751

Volum (kbm)



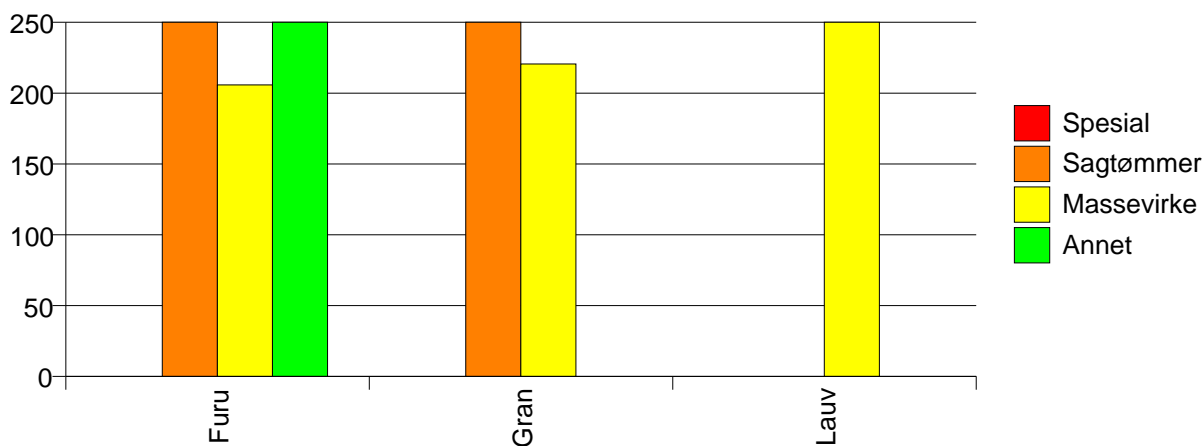
Volum (prosentfordelt)



## Gjennomsnittspris 2003 (kr/kbm)

	Spesial	Sagtømmer	Massevirke	Annet	Vrak	Snitt
Furu	#DIV/0	314	206	493		297
Gran		353	221		0	293
Lauv			256			256
Snitt	#DIV/0	327	216	493	0	295

Gjennomsnittspris (kr/kbm)

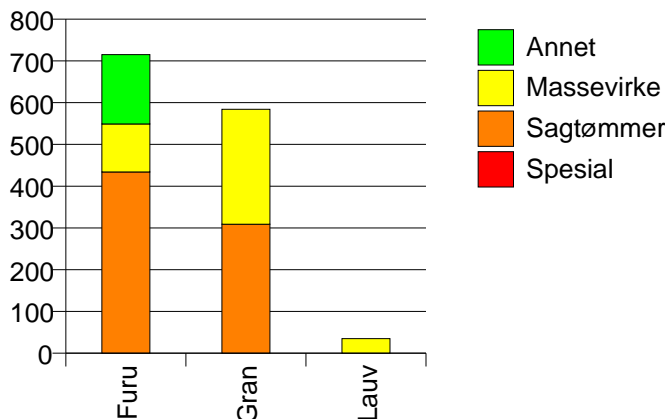


# 1571 HALSA

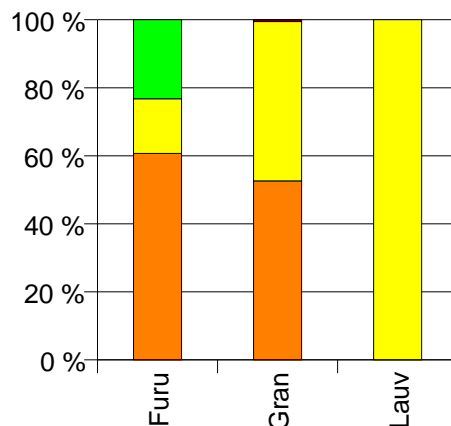
Volum 2003 (kbm)

	Spesial	Sagtømmer	Massevirke	Annet	Vrak	Sum:
Furu	0	434	115	166		715
Gran		309	275		3	587
Lauv			35			35
Sum:	0	743	425	166	3	1 337

Volum (kbm)



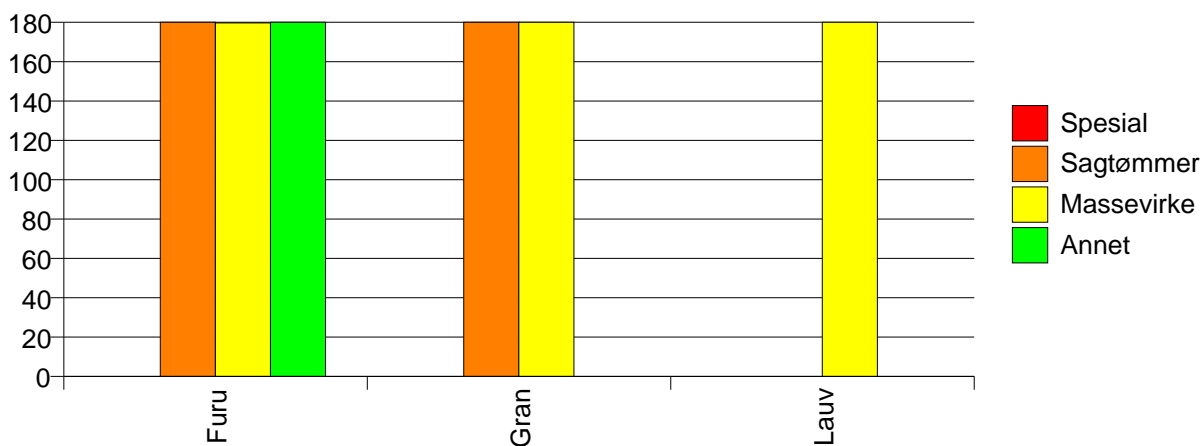
Volum (prosentfordelt)



Gjennomsnittspris 2003 (kr/kbm)

	Spesial	Sagtømmer	Massevirke	Annet	Vrak	Snitt
Furu	#DIV/0	321	180	525		346
Gran		366	217		0	294
Lauv			199			199
Snitt	#DIV/0	339	206	525	0	320

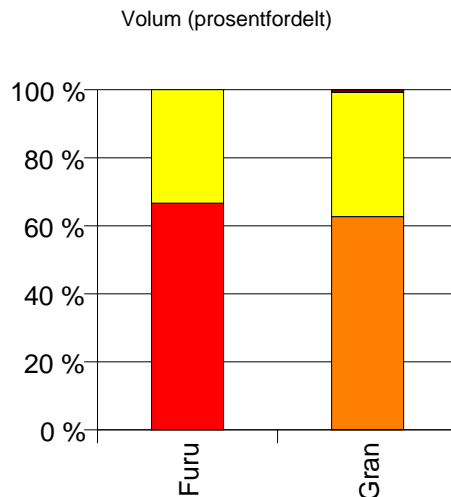
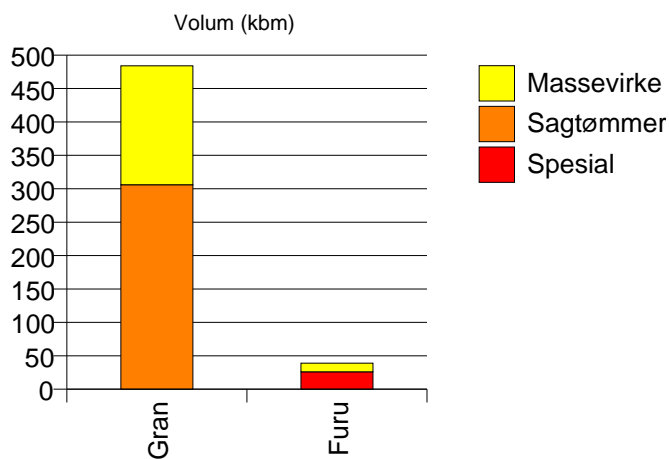
Gjennomsnittspris (kr/kbm)



# 1572 TUSTNA

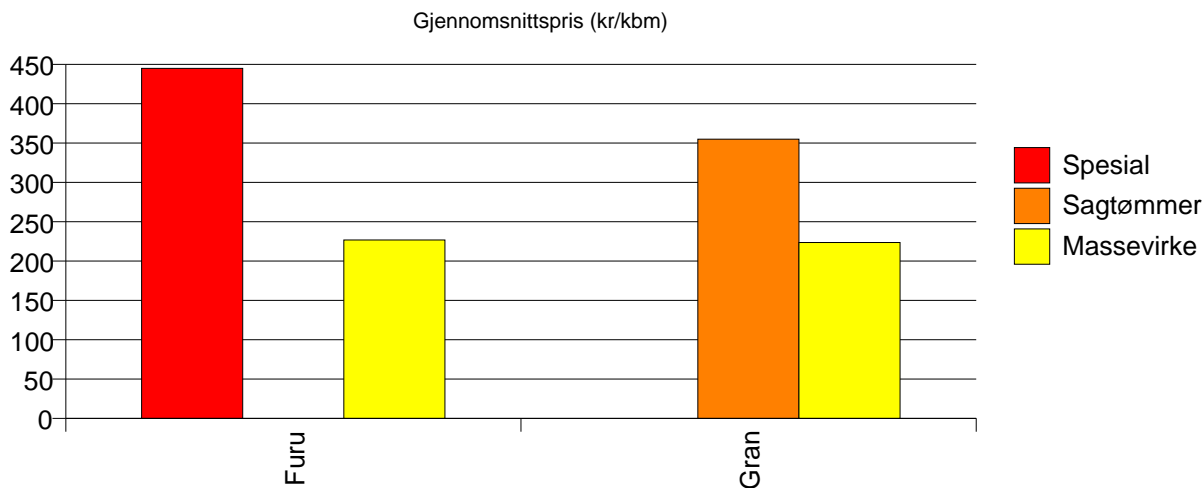
## Volum 2003 (kbm)

	Spesial	Sagtømmer	Massevirke	Vrak	Sum:
Furu	26		13		39
Gran		306	178	4	488
Sum:	26	306	191	4	527



## Gjennomsnittspris 2003 (kr/kbm)

	Spesial	Sagtømmer	Massevirke	Vrak	Snitt
Furu	445		227		372
Gran		355	224	0	304
Snitt	445	355	224	0	309

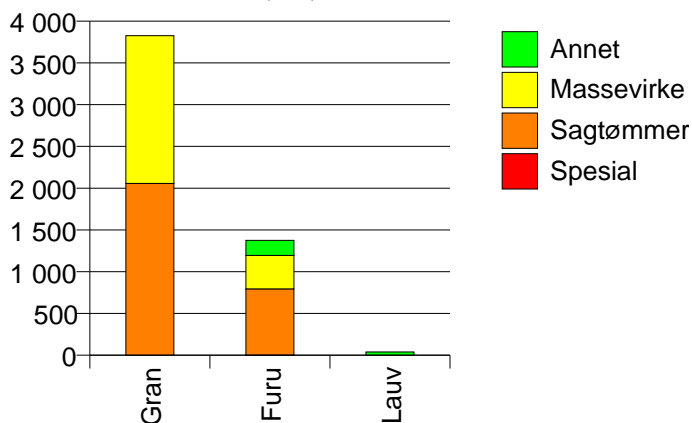


# 1502 MOLDE

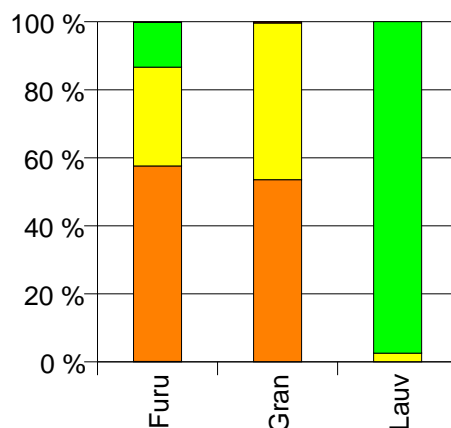
Volum 2003 (kbm)

	Spesial	Sagtømmer	Massevirke	Annet	Vrak	Sum:
Furu	2	792	400	181	3	1 378
Gran		2 057	1 768		15	3 840
Lauv			1	38		39
Sum:	2	2 849	2 169	219	18	5 257

Volum (kbm)



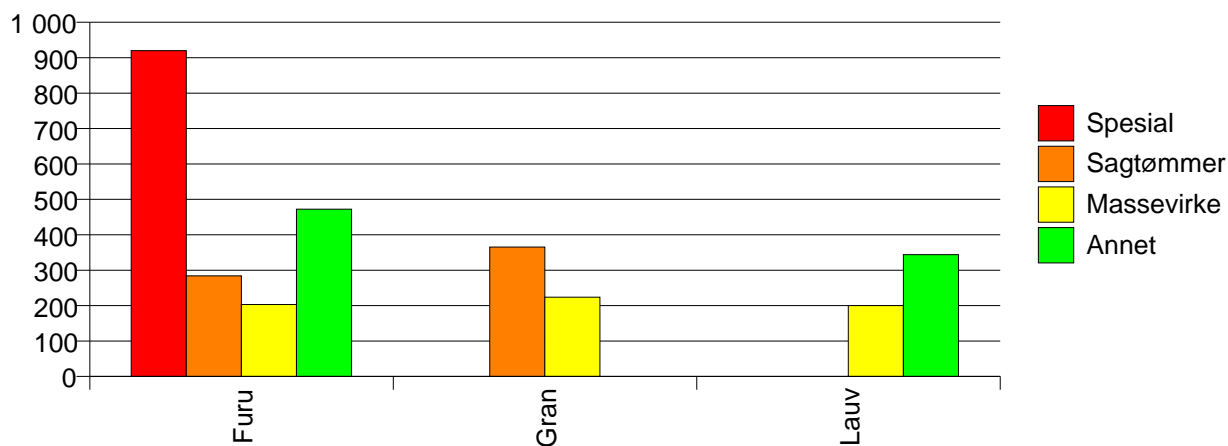
Volum (prosentfordelt)



Gjennomsnittspris 2003 (kr/kbm)

	Spesial	Sagtømmer	Massevirke	Annet	Vrak	Snitt
Furu	920	284	203	472	0	286
Gran		365	224		0	299
Lauv			200	344		340
Snitt	920	343	220	450	0	296

Gjennomsnittspris (kr/kbm)

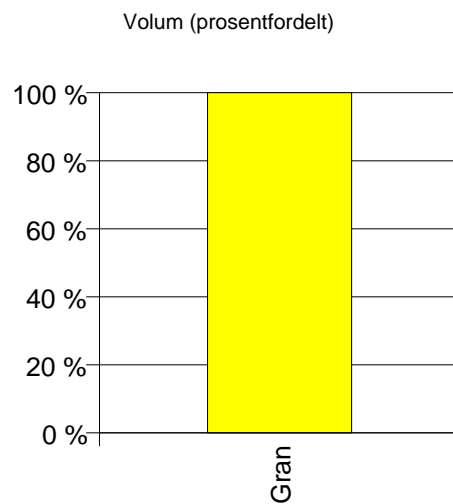
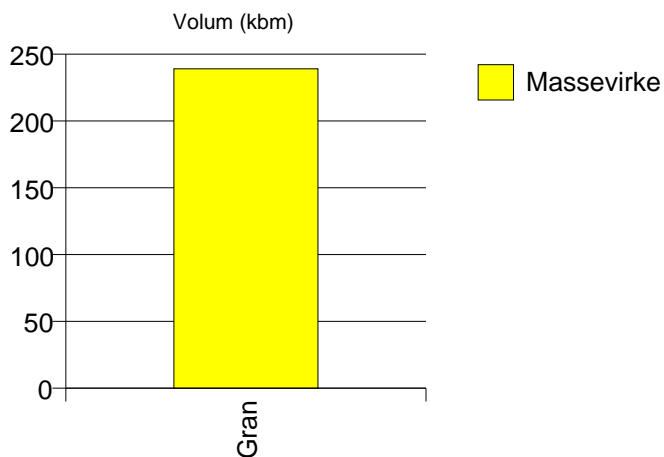




## 1503 KRISTIANSUND

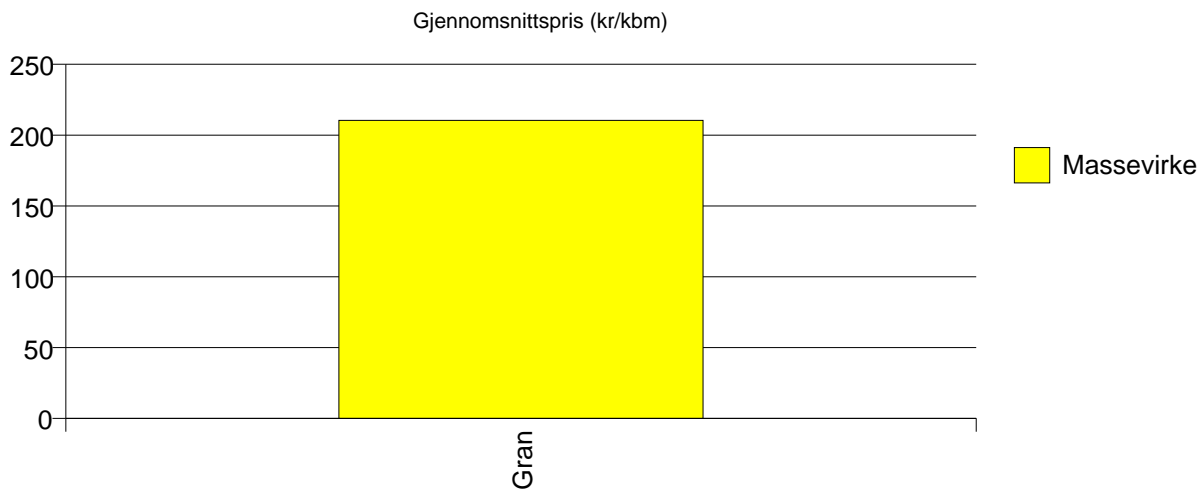
Volum 2003 (kbm)

	Massevirke	Sum:
Gran	239	239
Sum:	239	239



Gjennomsnittspris 2003 (kr/kbm)

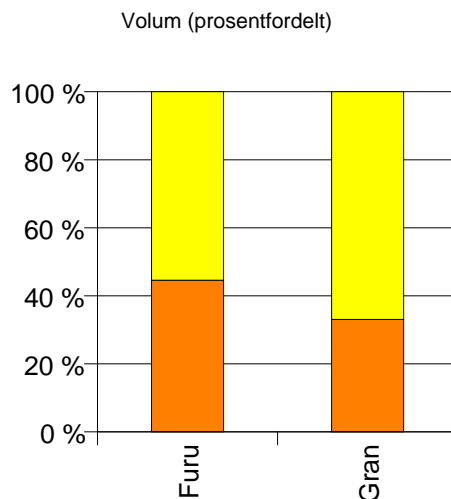
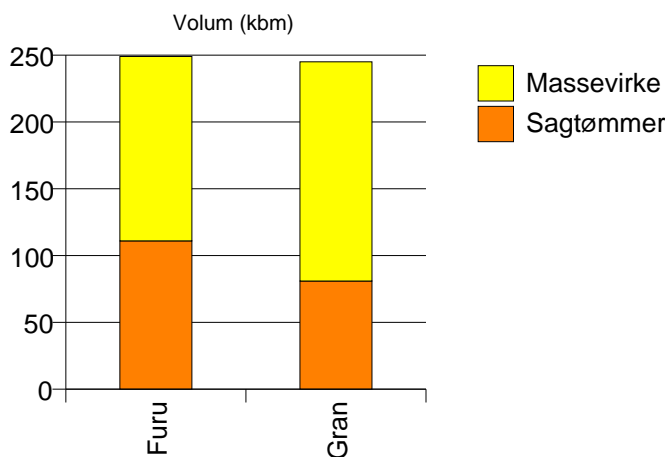
Gran	210	210
Snitt	210	210



## 1511 VANYLVEN

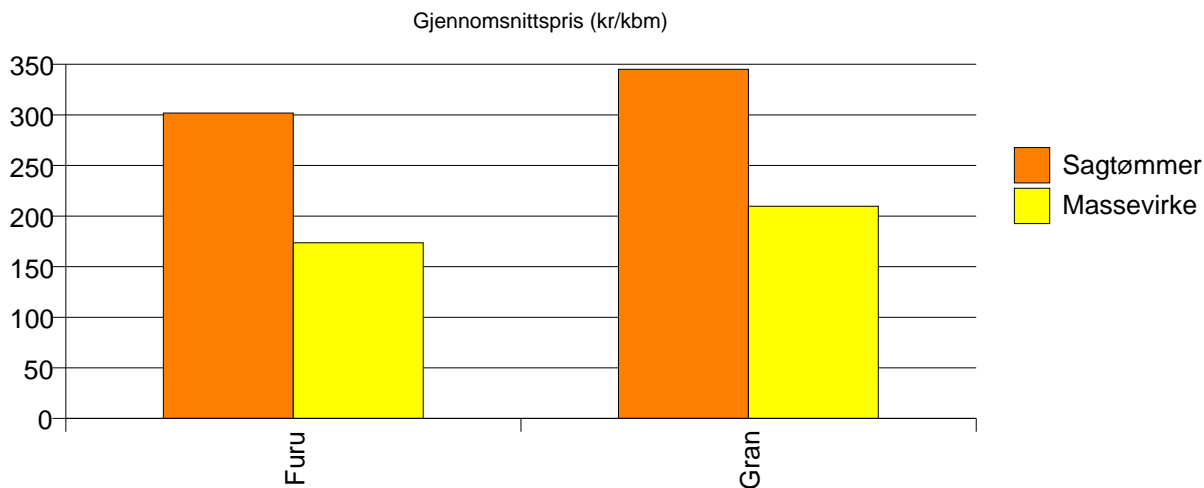
Volum 2003 (kbm)

	Sagtømmer	Massevirke	Sum:
Furu	111	138	249
Gran	81	164	245
Sum:	192	302	494



Gjennomsnittspris 2003 (kr/kbm)

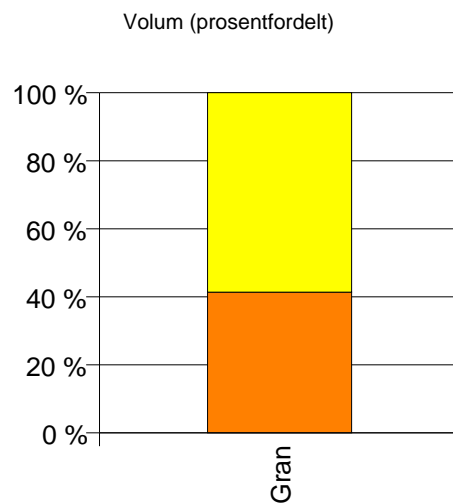
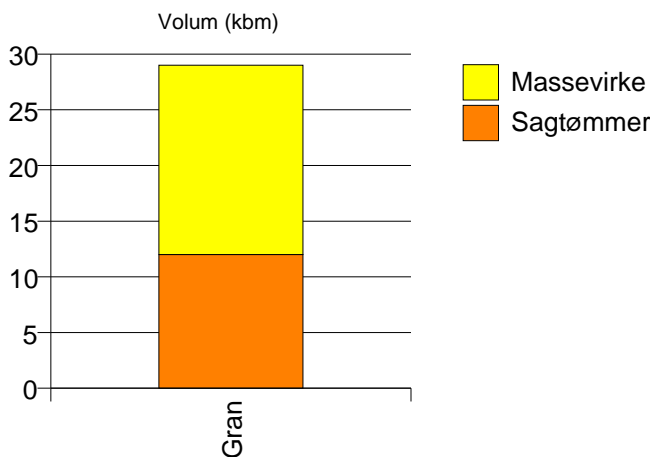
	Sagtømmer	Massevirke	Snitt
Furu	302	174	231
Gran	345	210	254
Snitt	320	193	243



## 1514 SANDE

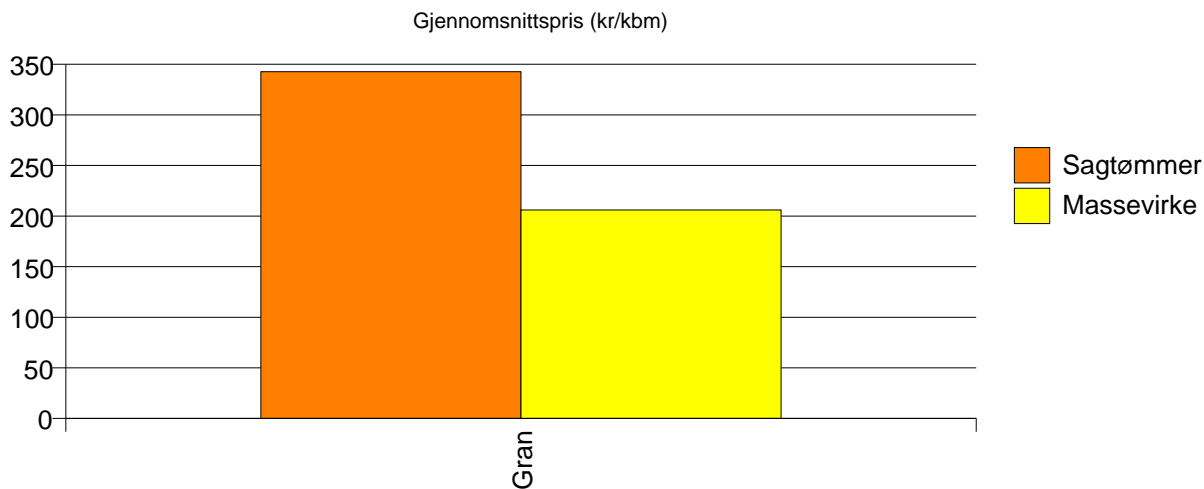
Volum 2003 (kbm)

	Sagtømmer	Massevirke	Sum:
Gran	12	17	29
Sum:	12	17	29



Gjennomsnittspris 2003 (kr/kbm)

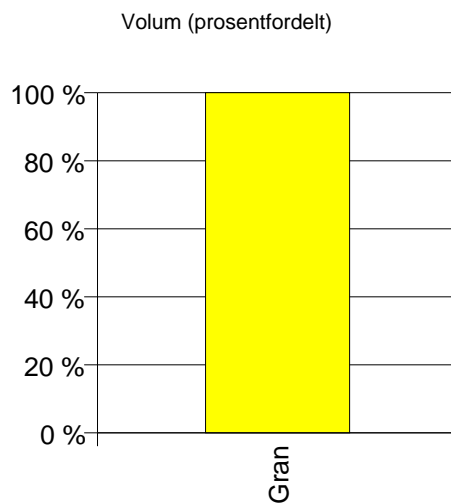
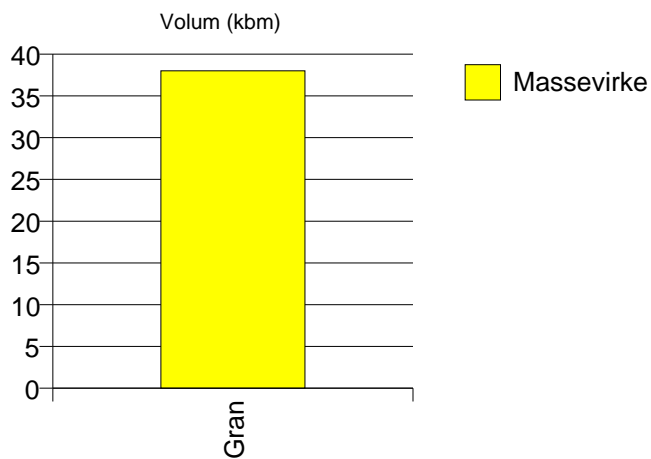
Gran	343	206	263
Snitt	343	206	263



## 1517 HAREID

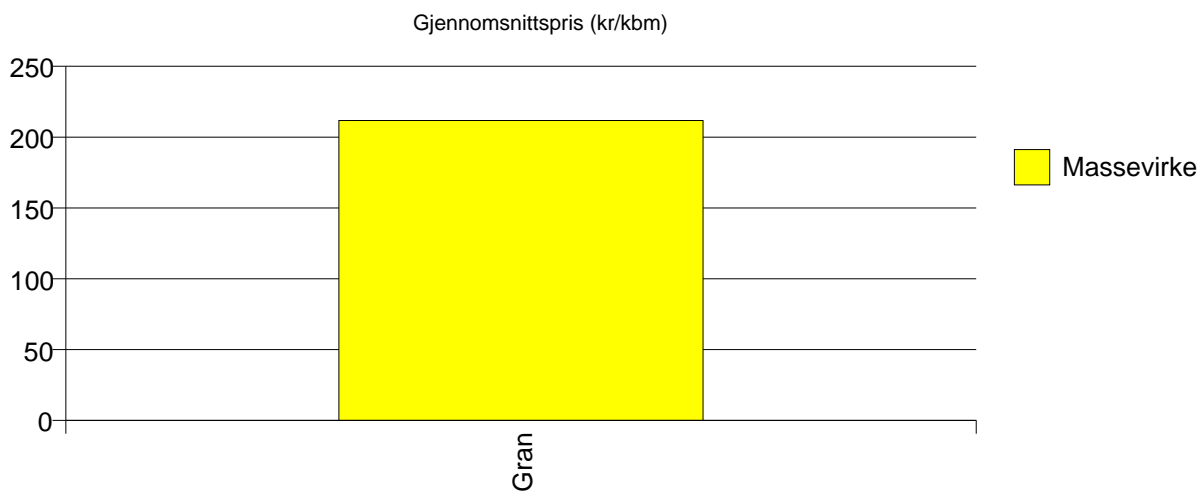
Volum 2003 (kbm)

	Massevirke	Sum:
Gran	38	38
Sum:	38	38



Gjennomsnittspris 2003 (kr/kbm)

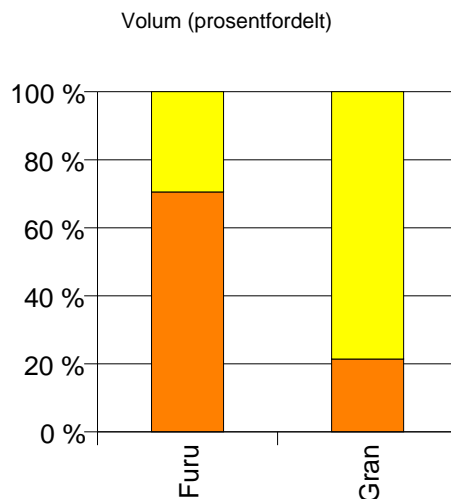
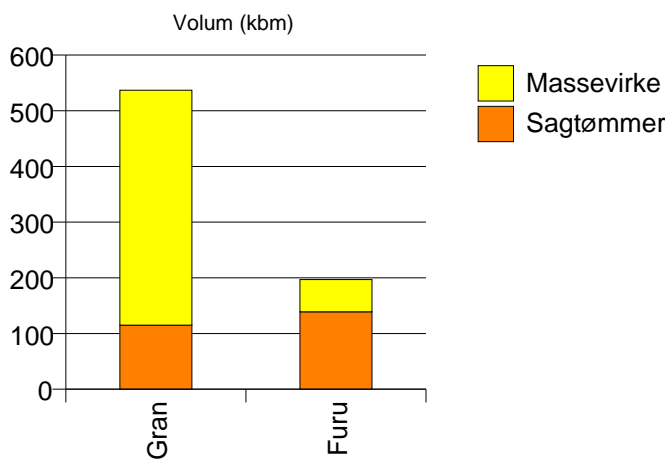
Gran	212	212
Snitt	212	212



## 1519 VOLDA

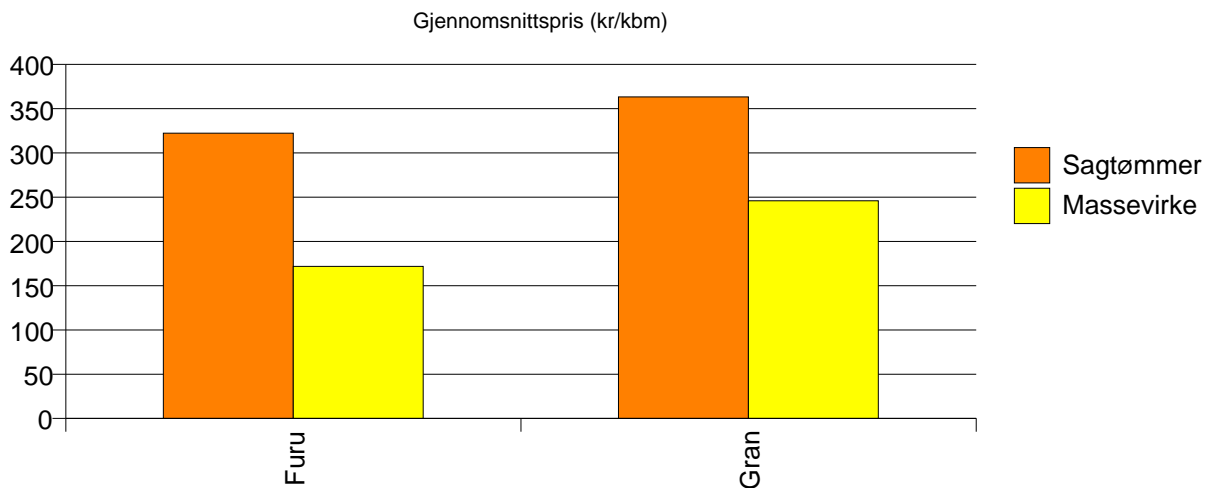
Volum 2003 (kbm)

	Sagtømmer	Massevirke	Sum:
Furu	139	58	197
Gran	115	422	537
Sum:	254	480	734



Gjennomsnittspris 2003 (kr/kbm)

	Sagtømmer	Massevirke	Snitt
Furu	322	172	278
Gran	363	246	271
Snitt	341	237	273

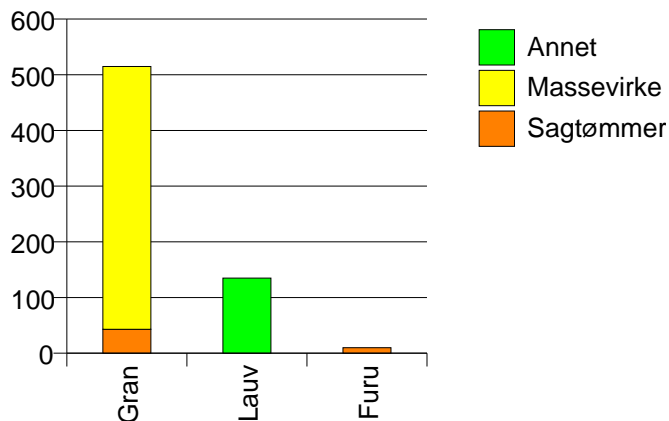


## 1520 ØRSTA

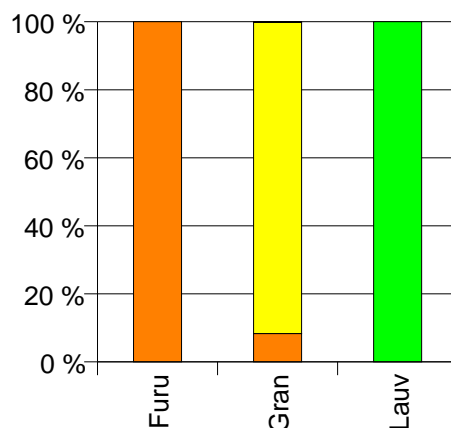
Volum 2003 (kbm)

	Sagtømmer	Massevirke	Annet	Vrak	Sum:
Furu	10				10
Gran	43	472		1	516
Lauv			135		135
Sum:	53	472	135	1	661

Volum (kbm)



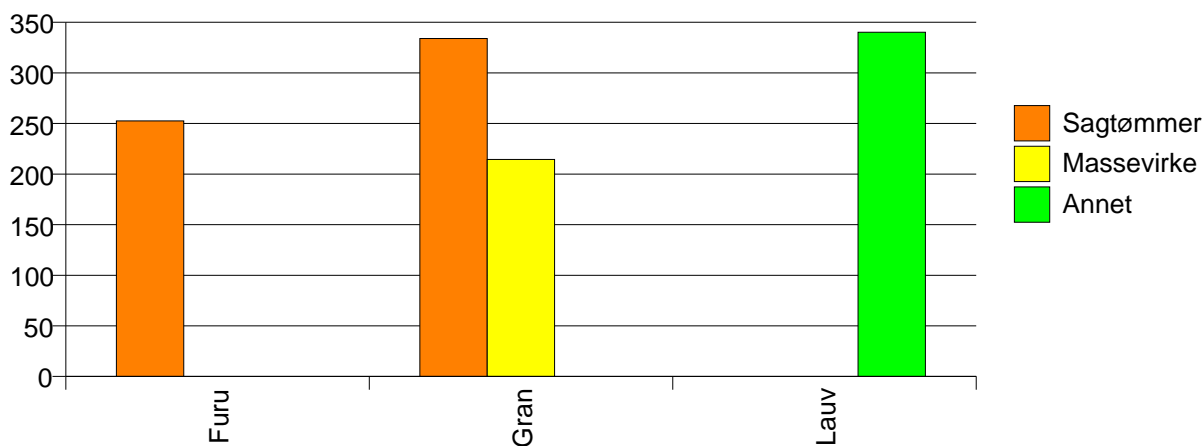
Volum (prosentfordelt)



Gjennomsnittspris 2003 (kr/kbm)

	Sagtømmer	Massevirke	Annet	Vrak	Snitt
Furu	253				253
Gran	334	214		0	224
Lauv			340		340
Snitt	319	214	340	0	248

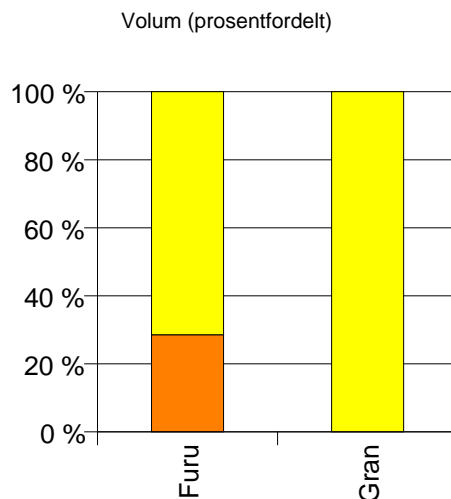
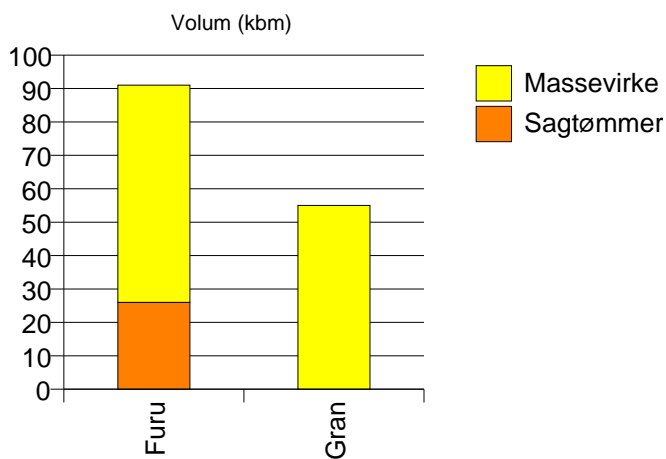
Gjennomsnittspris (kr/kbm)



## 1523 ØRSKOG

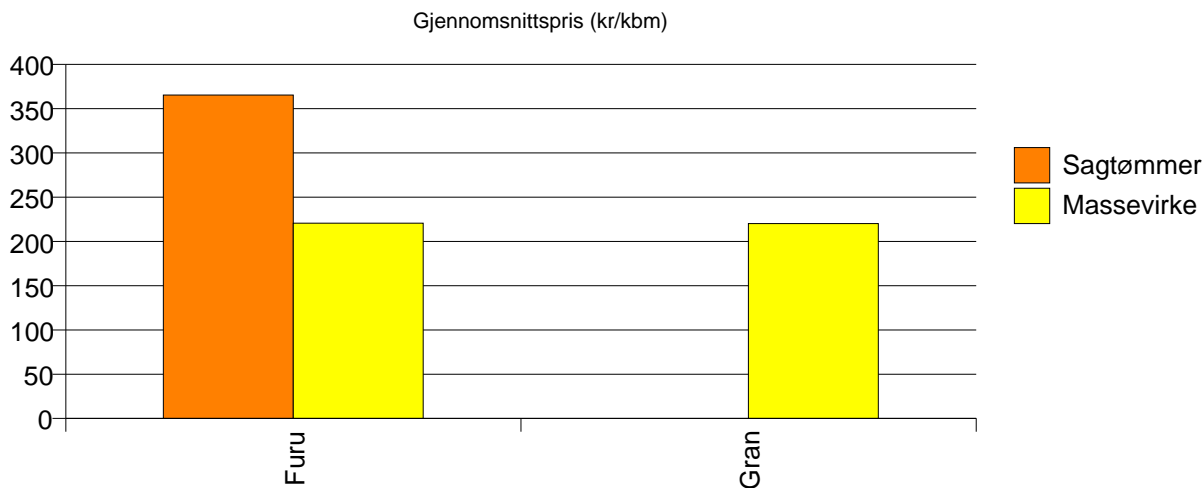
Volum 2003 (kbm)

	Sagtømmer	Massevirke	Sum:
Furu	26	65	91
Gran		55	55
Sum:	26	120	146



Gjennomsnittspris 2003 (kr/kbm)

	Sagtømmer	Massevirke	Snitt
Furu	365	221	262
Gran		220	220
Snitt	365	220	246

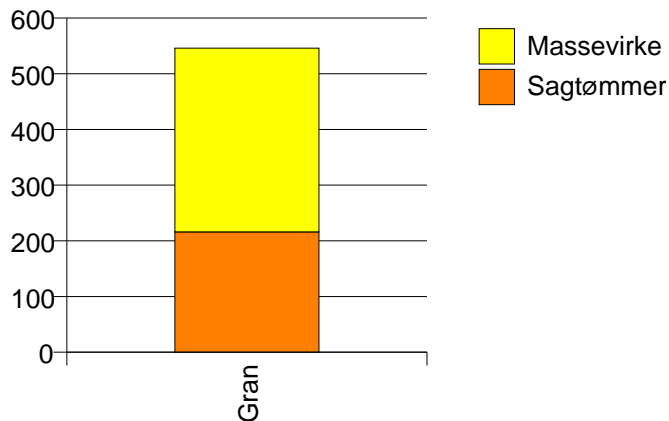


## 1524 NORDDAL

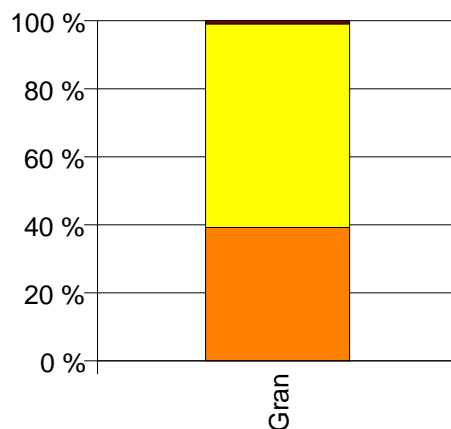
Volum 2003 (kbm)

	Sagtømmer	Massevirke	Vrak	Sum:
Gran	216	330	5	551
Sum:	216	330	5	551

Volum (kbm)



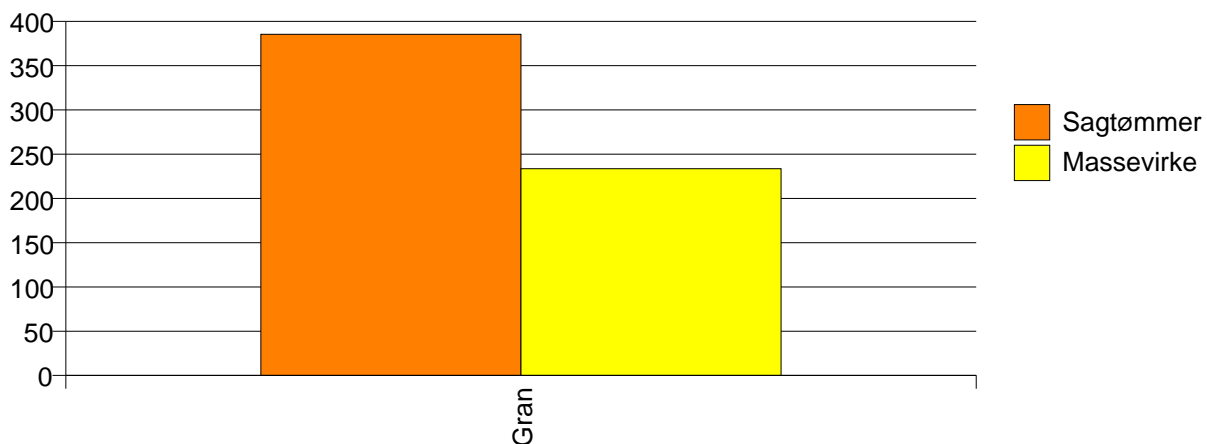
Volum (prosentfordelt)



Gjennomsnittspris 2003 (kr/kbm)

Gran	385	233	0	291
Snitt	385	233	0	291

Gjennomsnittspris (kr/kbm)



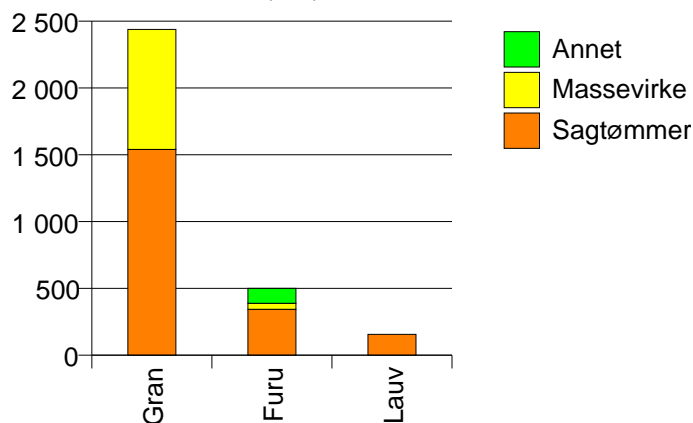


## 1525 STRANDA

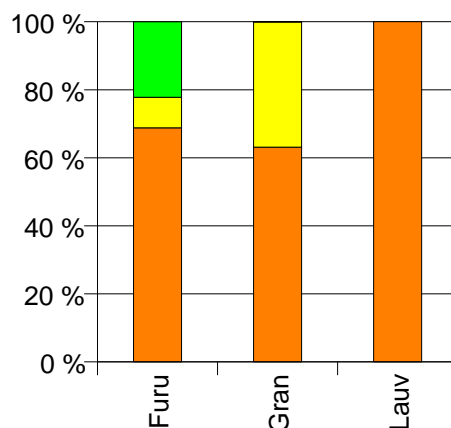
Volum 2003 (kbm)

	Sagtømmer	Massevirke	Annet	Vrak	Sum:
Furu	344	45	111		500
Gran	1 540	898		1	2 439
Lauv	156				156
Sum:	2 040	943	111	1	3 095

Volum (kbm)



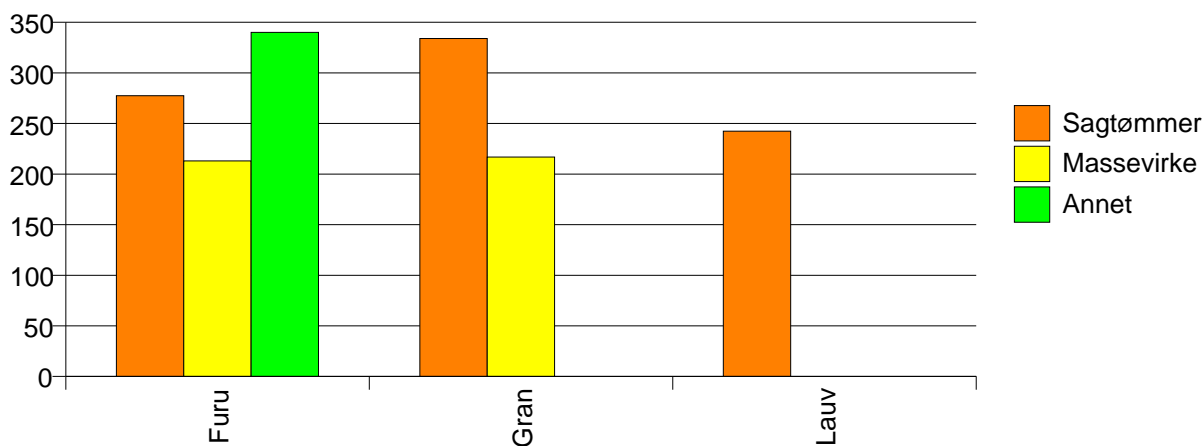
Volum (prosentfordelt)



Gjennomsnittspris 2003 (kr/kbm)

	Sagtømmer	Massevirke	Annet	Vrak	Snitt
Furu	277	213	340		286
Gran	334	217		0	291
Lauv	242				242
Snitt	317	217	340	0	287

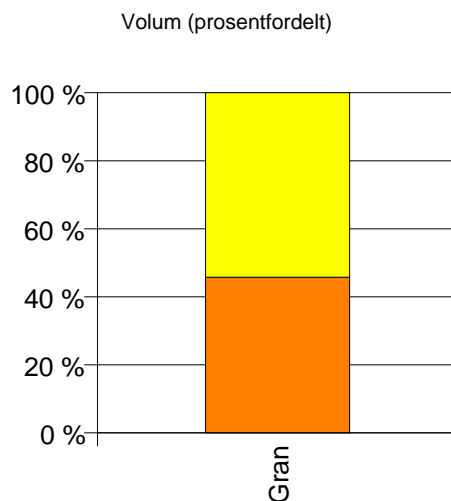
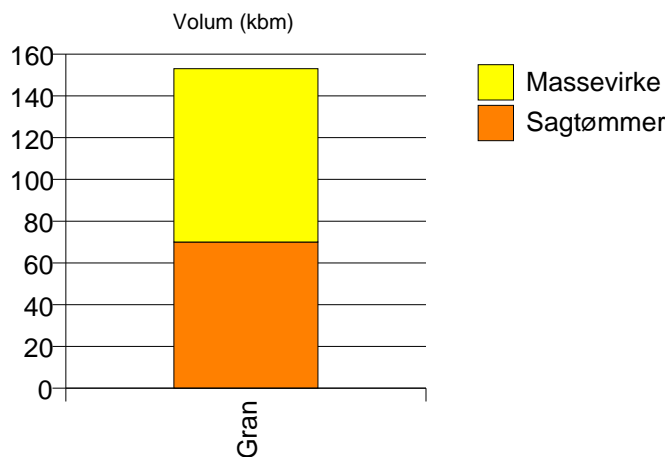
Gjennomsnittspris (kr/kbm)



## 1526 STORDAL

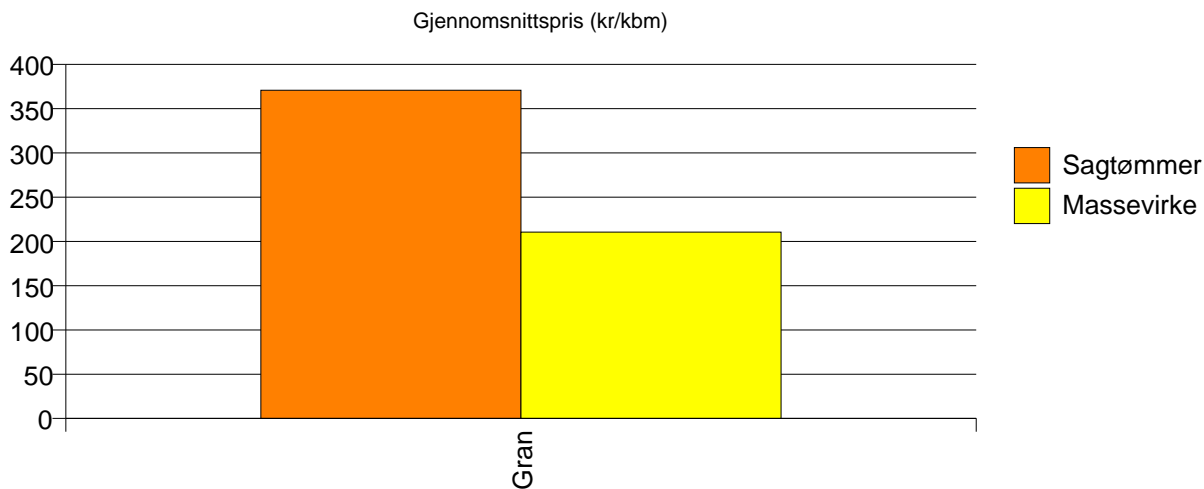
Volum 2003 (kbm)

	Sagtømmer	Massevirke	Sum:
Gran	70	83	153
Sum:	70	83	153



Gjennomsnittspris 2003 (kr/kbm)

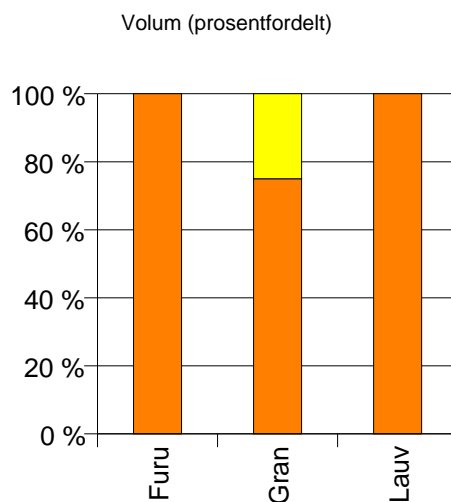
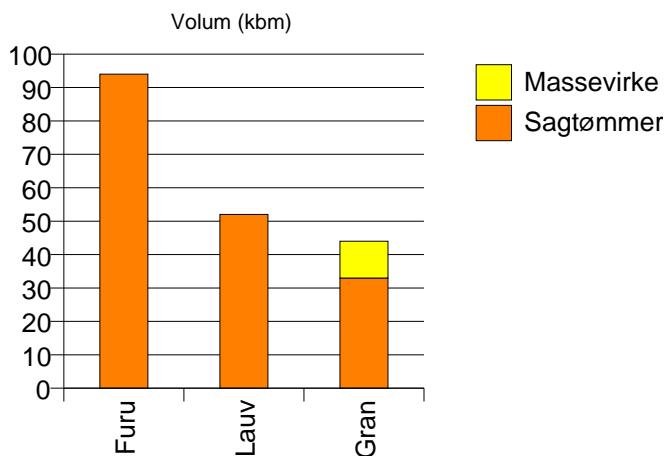
Gran	371	211	284
Snitt	371	211	284



## 1528 SYKKYLVEN

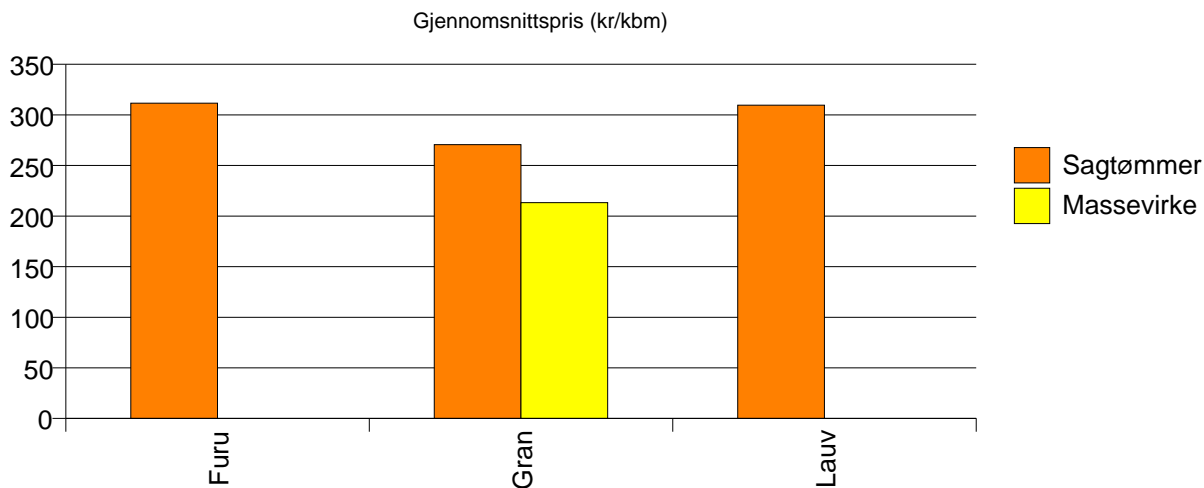
Volum 2003 (kbm)

	Sagtømmer	Massevirke	Sum:
Furu	94		94
Gran	33	11	44
Lauv	52		52
Sum:	179	11	190



Gjennomsnittspris 2003 (kr/kbm)

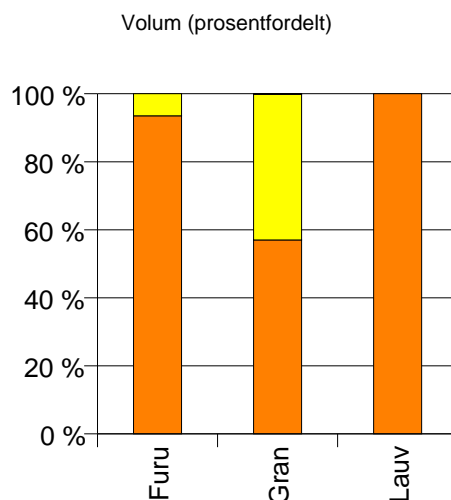
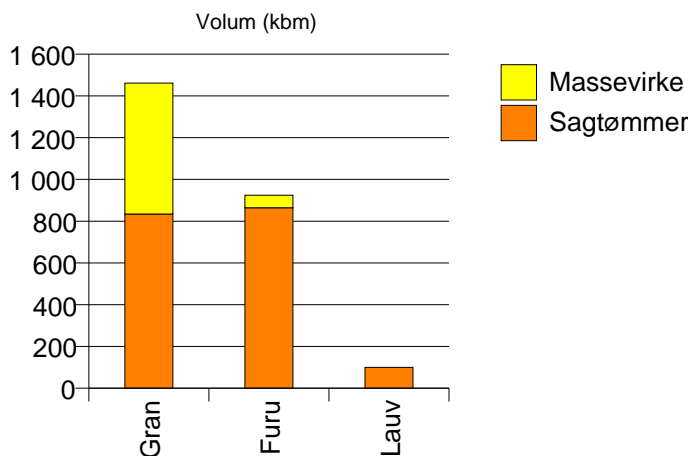
	Sagtømmer	Massevirke	Snitt
Furu	312		312
Gran	271	213	256
Lauv	310		310
Snitt	303	213	298



## 1529 SKODJE

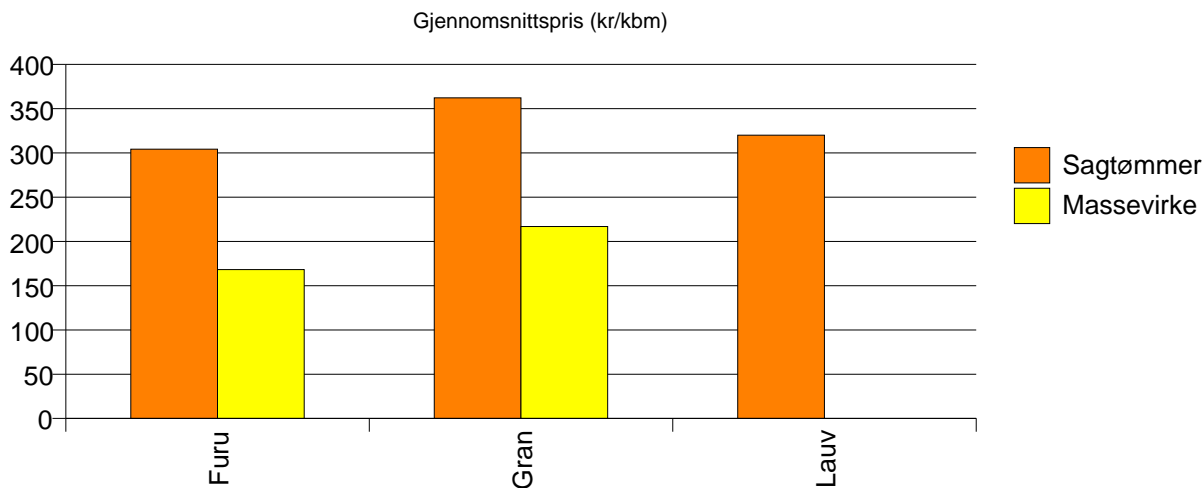
Volum 2003 (kbm)

	Sagtømmer	Massevirke	Vrak	Sum:
Furu	864	60		924
Gran	834	627	2	1 463
Lauv	100			100
Sum:	1 798	687	2	2 487



Gjennomsnittspris 2003 (kr/kbm)

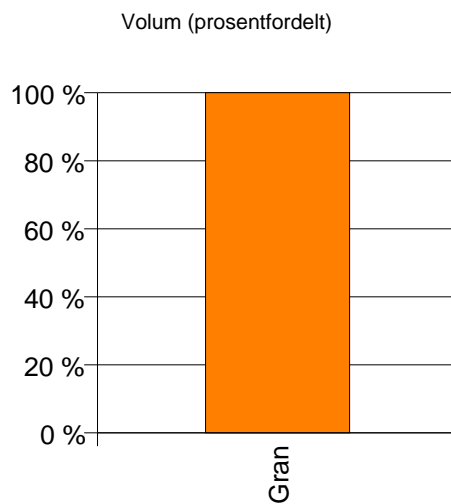
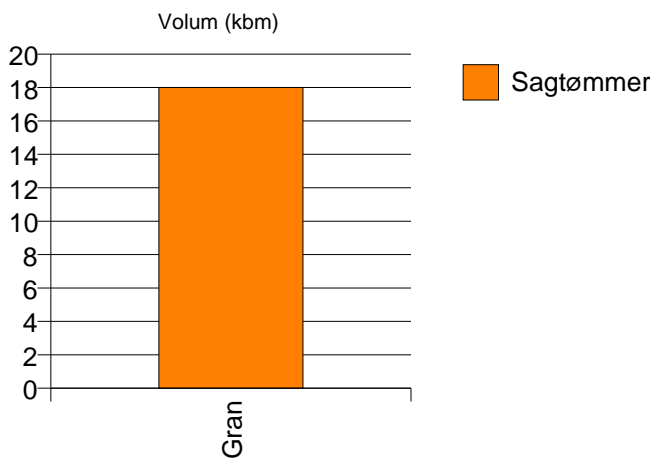
	Sagtømmer	Massevirke	Vrak	Snitt
Furu	304	168		295
Gran	362	217	0	299
Lauv	320			320
Snitt	332	213	0	299



## 1534 HARAM

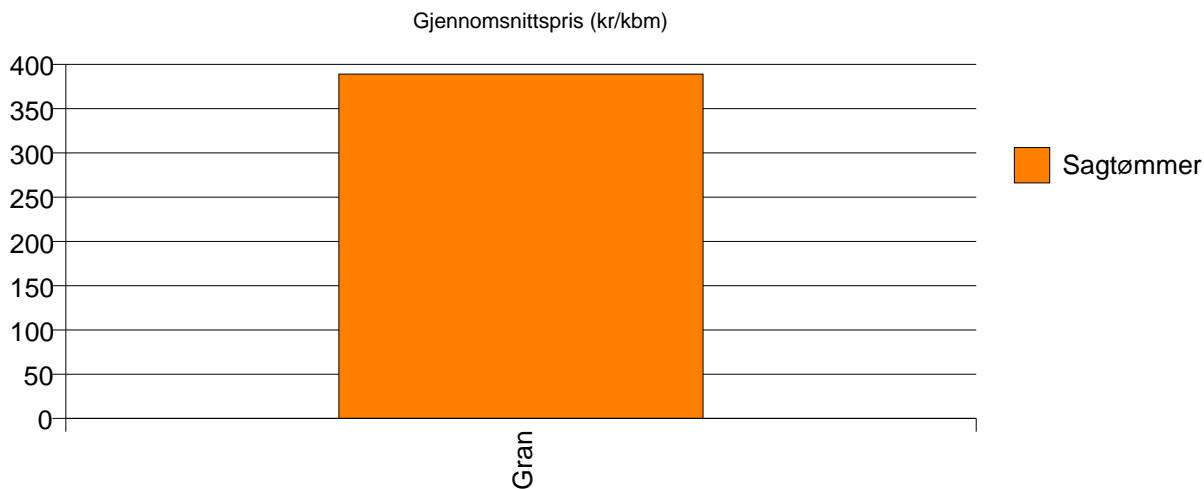
Volum 2003 (kbm)

	Sagtømmer	Sum:
Gran	18	18
Sum:	18	18



Gjennomsnittspris 2003 (kr/kbm)

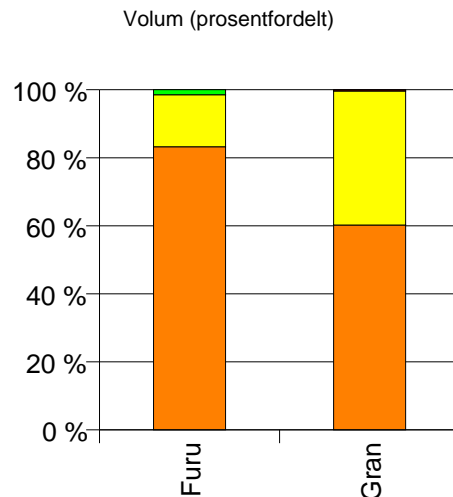
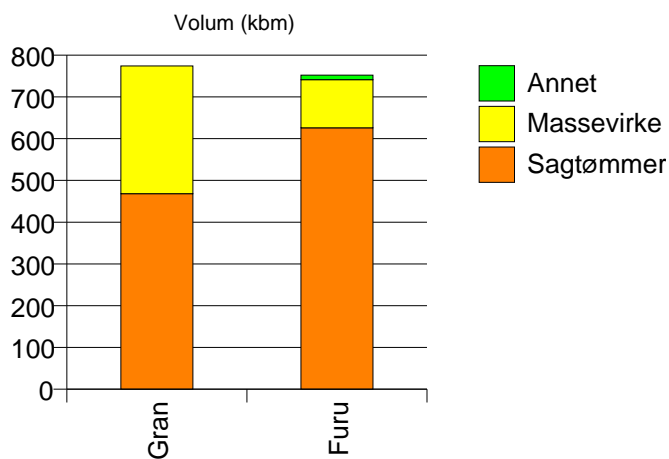
Gran	389	389
Snitt	389	389



## 1535 VESTNES

### Volum 2003 (kbm)

	Sagtømmer	Massevirke	Annet	Vrak	Sum:
Furu	626	115	11		752
Gran	468	306		3	777
Sum:	1 094	421	11	3	1 529



### Gjennomsnittspris 2003 (kr/kbm)

	Sagtømmer	Massevirke	Annet	Vrak	Snitt
Furu	349	216	473		331
Gran	347	212		0	292
Snitt	348	213	473	0	311

