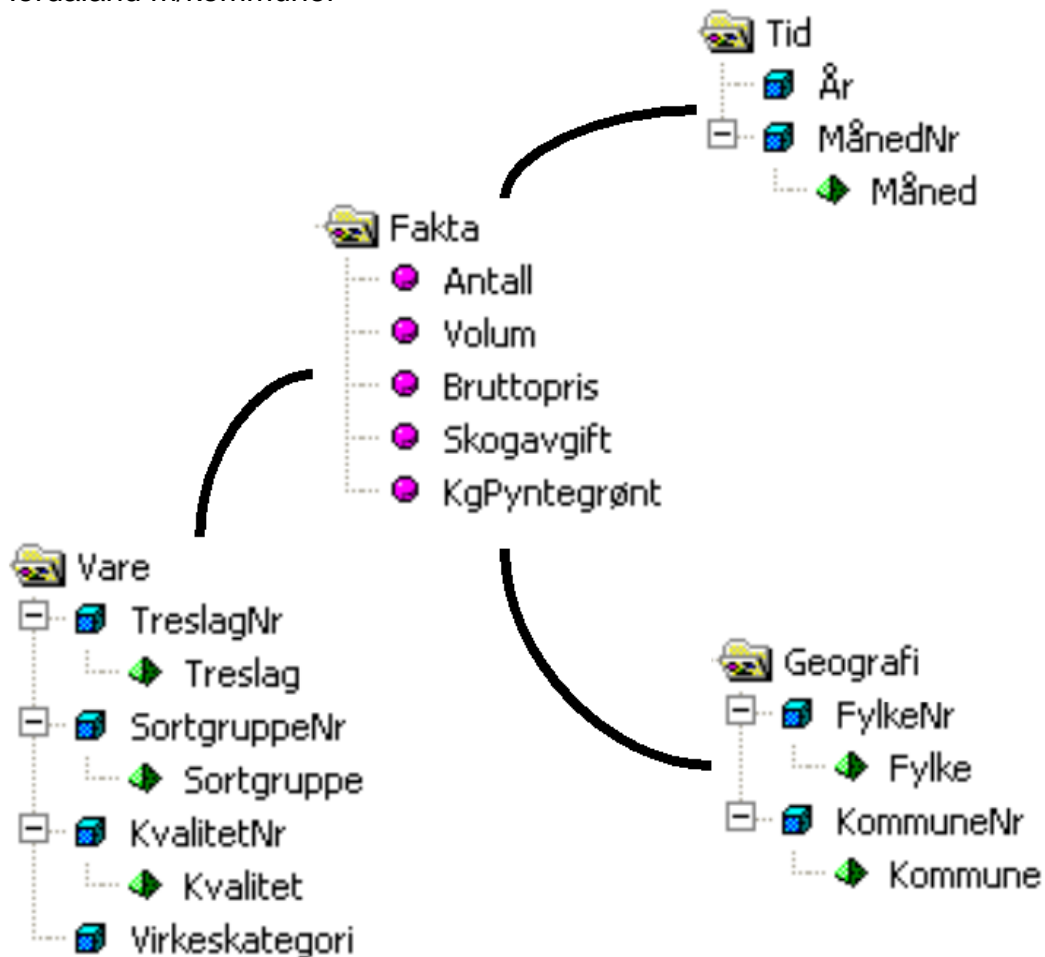




# Virkestatistikk fra SKOG-DATA AS

Hordaland m/kommuner



Dataene i rapporten er hentet fra databasen som inneholder virkesdata med tilhørende innbetalinger av skogavgift. Rapporten er laget med Business Objects, som er sluttbrukerverktøyet i Skog-Data sine nye datavarehus-løsninger. Business Objects er ett meget sterkt rapportverktøy som kan presentere store mengder data effektivt.

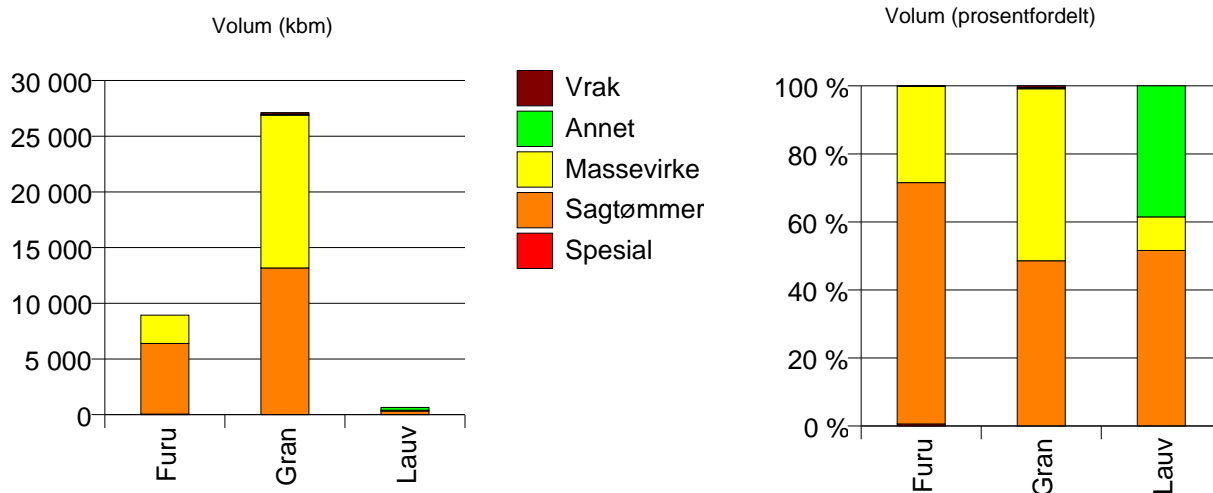
Rapportene kan lastes ned fra [www.skogdata.no/statistikk](http://www.skogdata.no/statistikk)

For mer informasjon, kontakt: [alexanderh@skogdata.no](mailto:alexanderh@skogdata.no)

## Hordaland

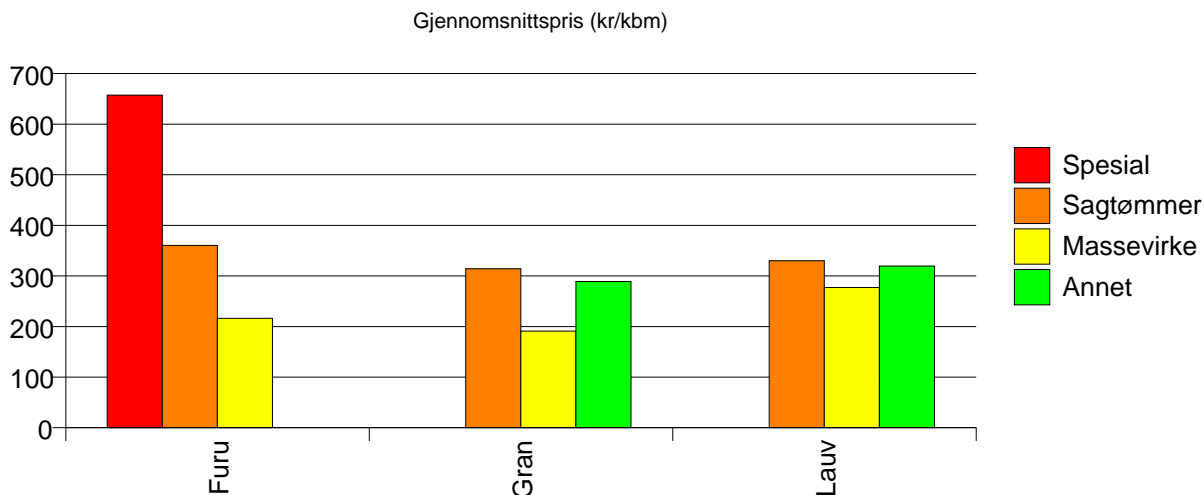
### Volum 2003

	Spesial	Sagtømmer	Massevirke	Annet	Vrak	Sum:
Furu	53	6 347	2 532		10	8 942
Gran		13 179	13 716	87	143	27 125
Lauv		335	64	250		649
Sum:	53	19 861	16 312	337	153	36 716



### Gjennomsnittspris 2003 (kr/kbm)

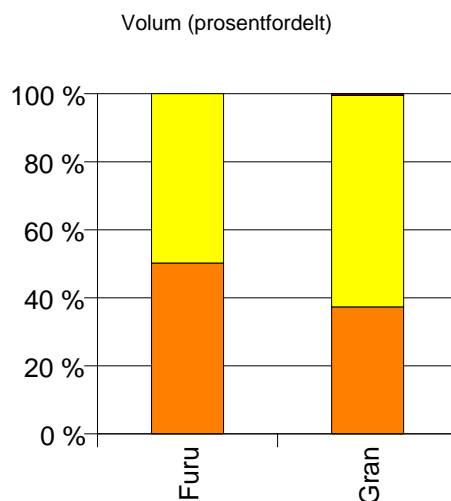
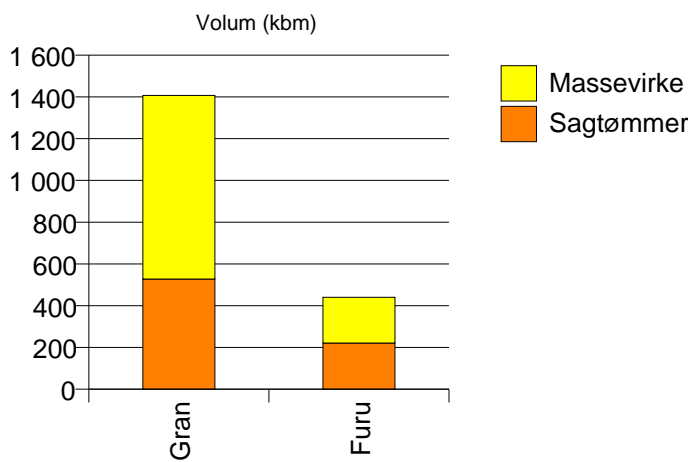
	Spesial	Sagtømmer	Massevirke	Annet	Vrak	Snitt:
Furu	657	360	216		0	321
Gran		314	191	289	0	250
Lauv		330	277	320		321
Snitt:	657	329	195	312	0	269



## 1201 BERGEN

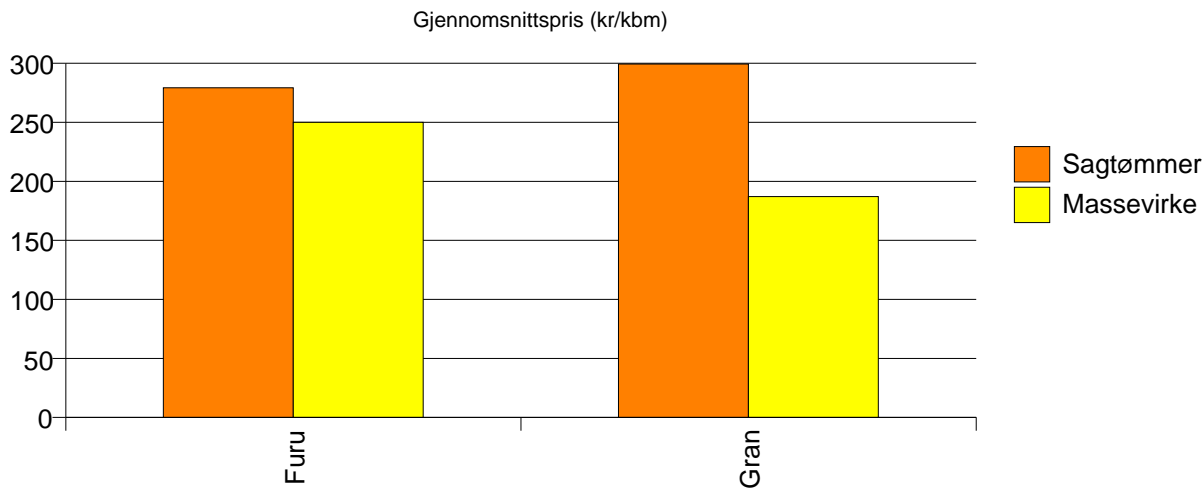
### Volum 2003 (kbm)

	Sagtømmer	Massevirke	Vrak	Sum:
Furu	221	219		440
Gran	528	879	7	1 414
Sum:	749	1 098	7	1 854



### Gjennomsnittspris 2003 (kr/kbm)

	Sagtømmer	Massevirke	Vrak	Snitt
Furu	279	250		265
Gran	299	187	0	228
Snitt	293	200	0	237

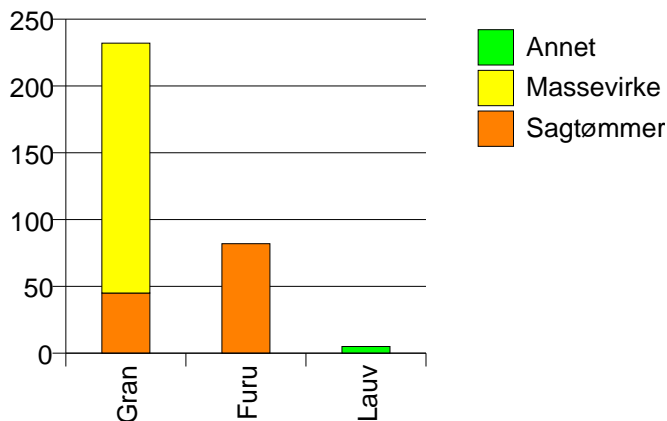


# 1211 ETNE

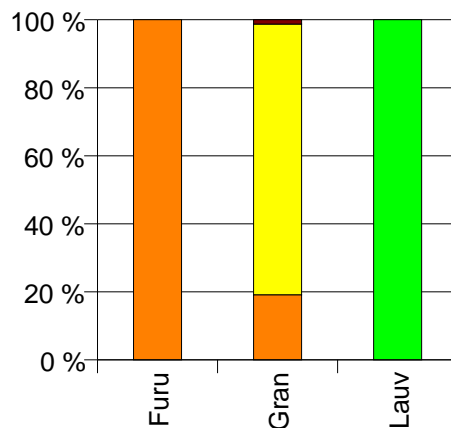
Volum 2003 (kbm)

	Sagtømmer	Massevirke	Annet	Vrak	Sum:
Furu	82				82
Gran	45	187		3	235
Lauv			5		5
Sum:	127	187	5	3	322

Volum (kbm)



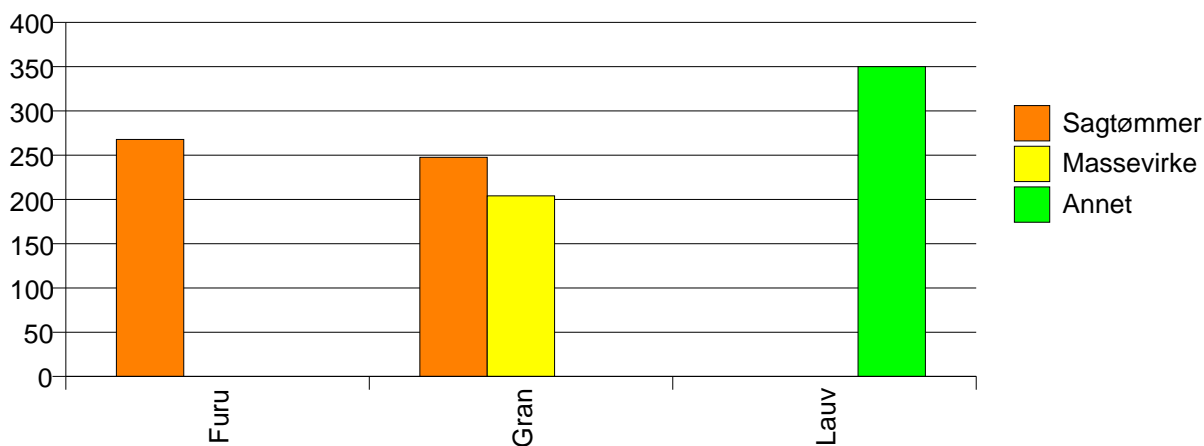
Volum (prosentfordelt)



Gjennomsnittspris 2003 (kr/kbm)

	Sagtømmer	Massevirke	Annet	Vrak	Snitt
Furu	268				268
Gran	247	204		0	210
Lauv			350		350
Snitt	261	204	350	0	227

Gjennomsnittspris (kr/kbm)

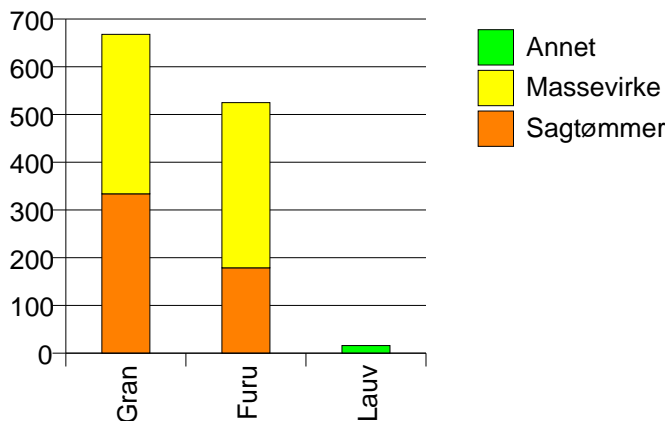


## 1216 SVEIO

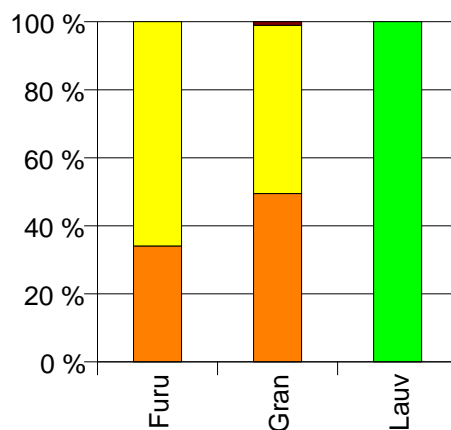
Volum 2003 (kbm)

	Sagtømmer	Massevirke	Annet	Vrak	Sum:
Furu	179	346			525
Gran	334	334		7	675
Lauv			16		16
Sum:	513	680	16	7	1 216

Volum (kbm)



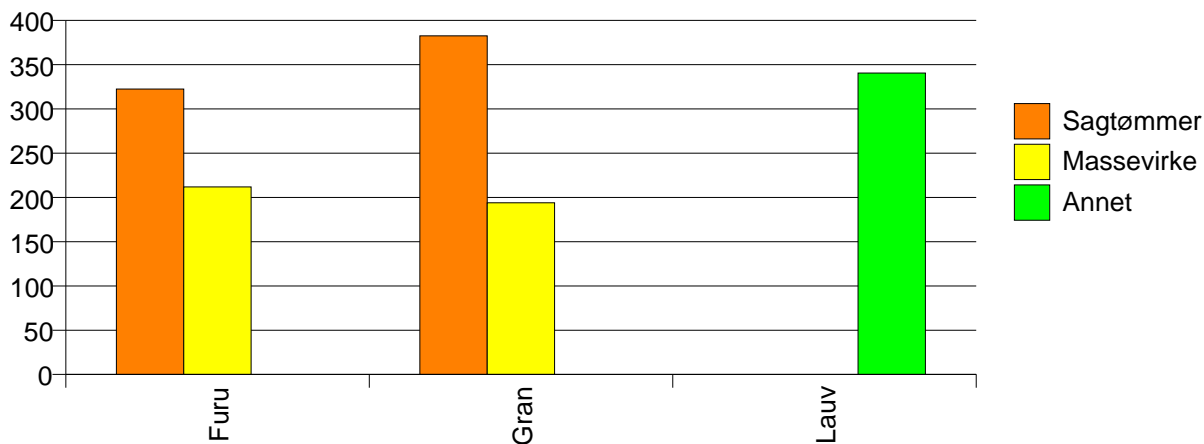
Volum (prosentfordelt)



Gjennomsnittspris 2003 (kr/kbm)

	Sagtømmer	Massevirke	Annet	Vrak	Snitt
Furu	322	212			250
Gran	382	194		0	285
Lauv			340		340
Snitt	361	203	340	0	270

Gjennomsnittspris (kr/kbm)



# 1219 BØMLO

Volum 2003 (kbm)

---

Sum:

---

Sum:

---

Volum (kbm)

Volum (prosentfordelt)

---

Snitt

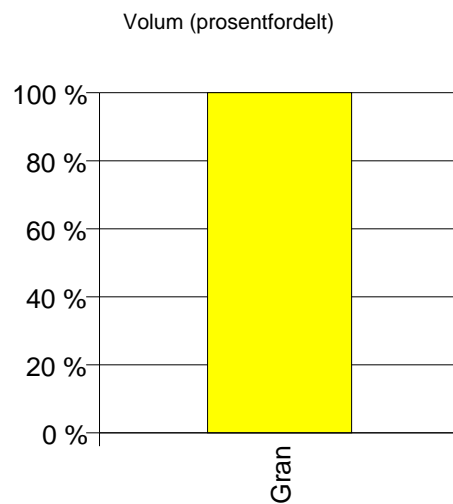
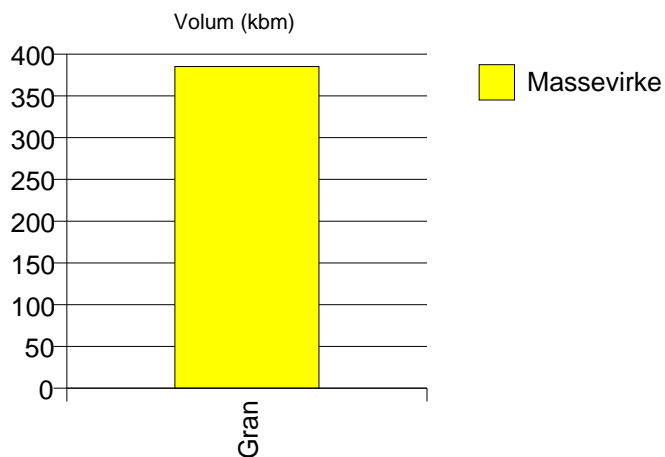
Gjennomsnittspris 2003 (kr/kbm)

Gjennomsnittspris (kr/kbm)

## 1221 STORD


Volum 2003 (kbm)

	Massevirke	Sum:
Gran	385	385
Sum:	385	385



Gjennomsnittspris 2003 (kr/kbm)

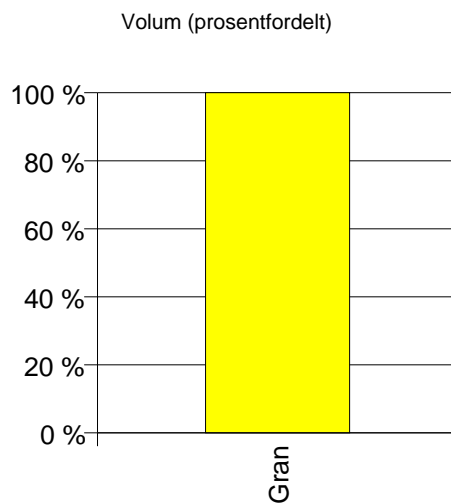
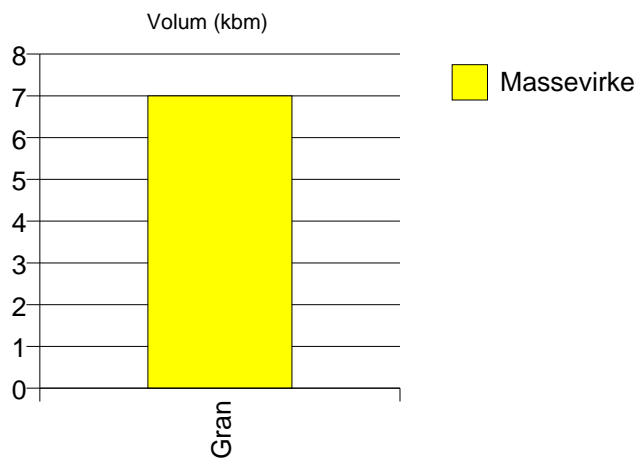
Gran	172	172
Snitt	172	172



# 1222 FITJAR

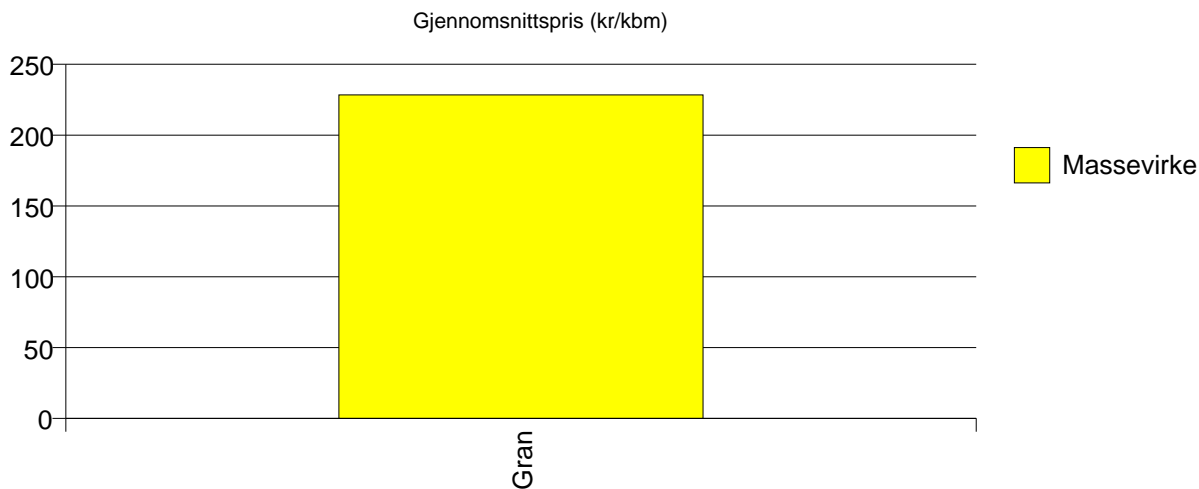
Volum 2003 (kbm)

	Massevirke	Sum:
Gran	7	7
Sum:	7	7



Gjennomsnittspris 2003 (kr/kbm)

Gran	228	228
Snitt	228	228



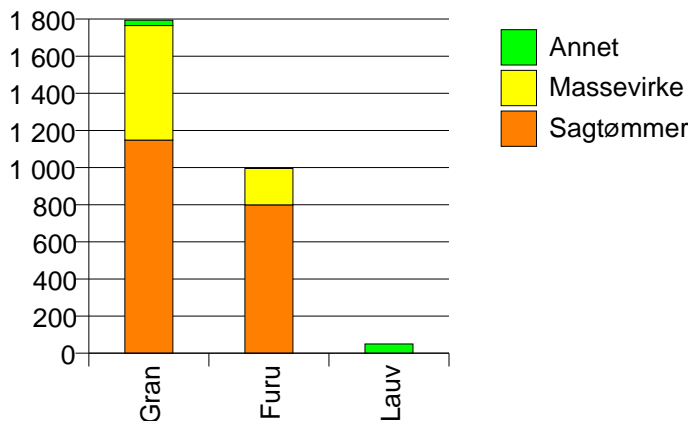


## 1223 TYSNES

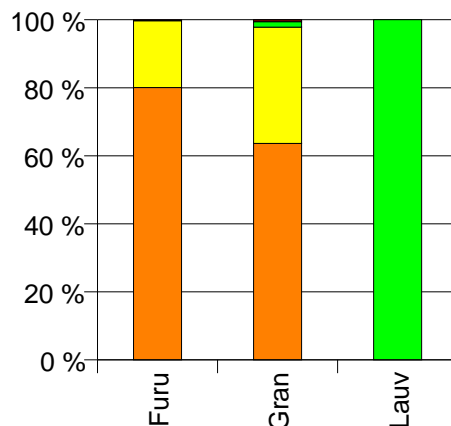
Volum 2003 (kbm)

	Sagtømmer	Massevirke	Annet	Vrak	Sum:
Furu	799	196		3	998
Gran	1 148	617	29	10	1 804
Lauv			50		50
Sum:	1 947	813	79	13	2 852

Volum (kbm)



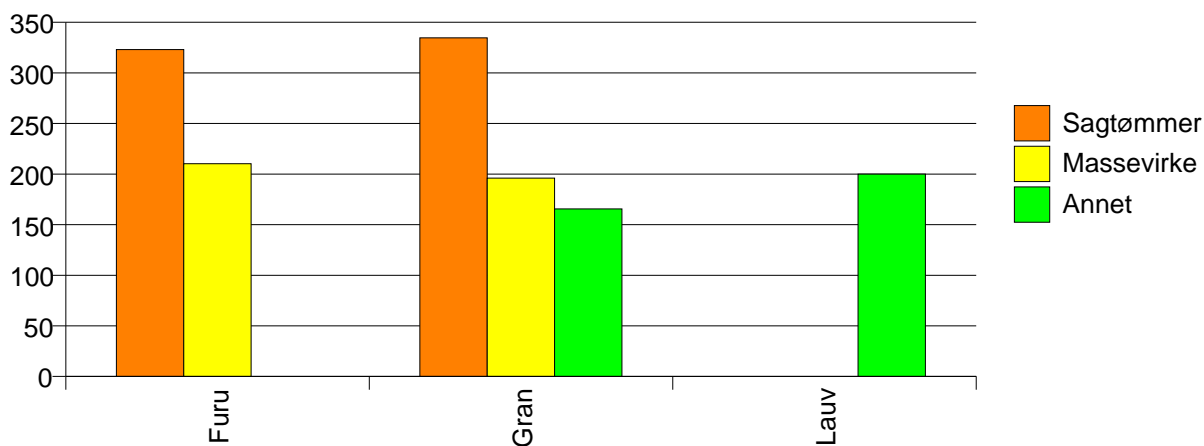
Volum (prosentfordelt)



Gjennomsnittspris 2003 (kr/kbm)

	Sagtømmer	Massevirke	Annet	Vrak	Snitt
Furu	323	210		0	300
Gran	335	196	166	0	283
Lauv			200		200
Snitt	330	199	187	0	287

Gjennomsnittspris (kr/kbm)

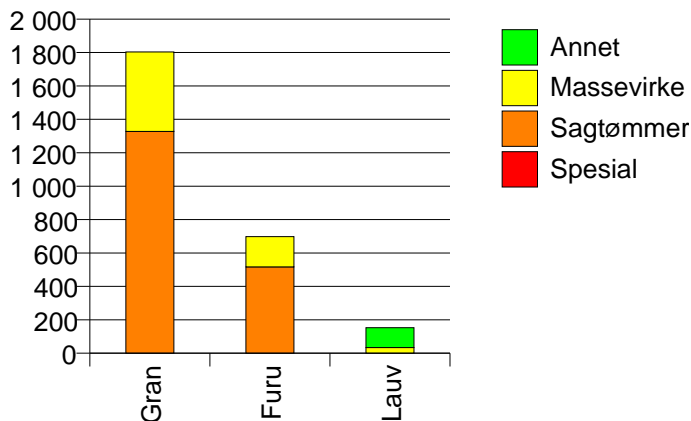


## 1224 KVINNHERAD

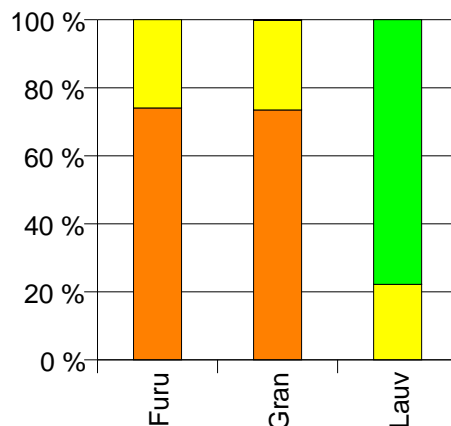
Volum 2003 (kbm)

	Spesial	Sagtømmer	Massevirke	Annet	Vrak	Sum:
Furu	0	517	181			698
Gran		1 328	475		4	1 807
Lauv			34	119		153
Sum:	0	1 845	690	119	4	2 658

Volum (kbm)



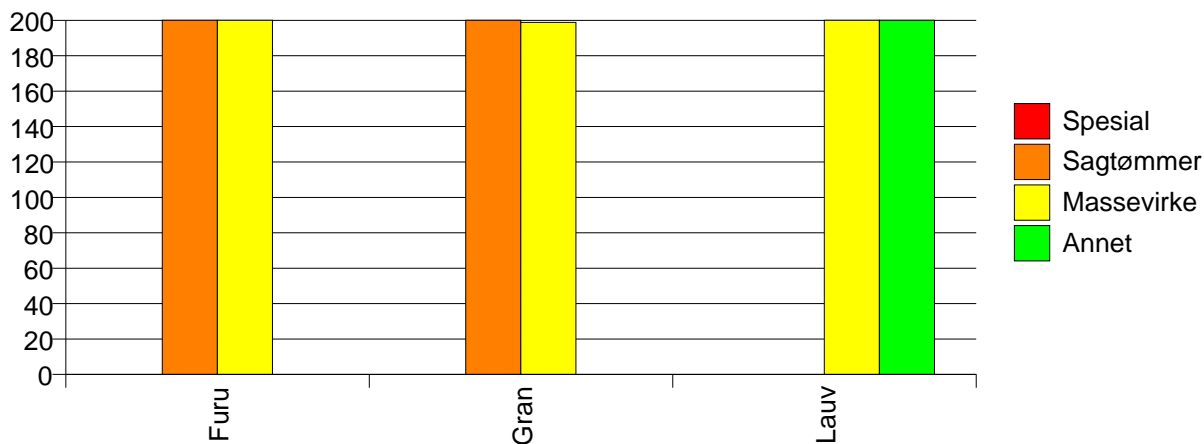
Volum (prosentfordelt)



Gjennomsnittspris 2003 (kr/kbm)

	Spesial	Sagtømmer	Massevirke	Annet	Vrak	Snitt
Furu	#DIV/0	387	211			342
Gran		288	199		0	264
Lauv			298	339		330
Snitt	#DIV/0	316	207	339	0	288

Gjennomsnittspris (kr/kbm)

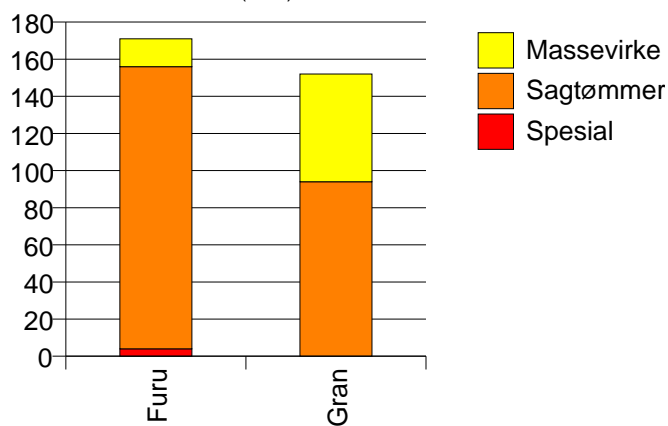


## 1227 JONDAL

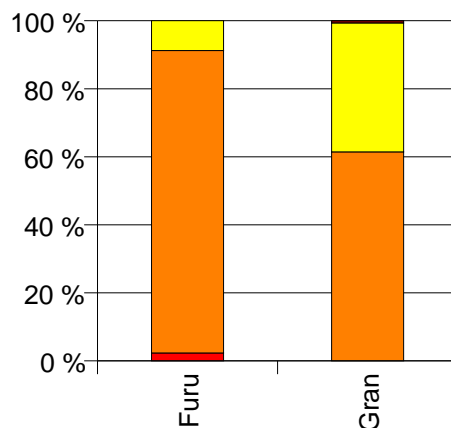
### Volum 2003 (kbm)

	Spesial	Sagtømmer	Massevirke	Vrak	Sum:
Furu	4	152	15		171
Gran		94	58	1	153
Sum:	4	246	73	1	324

Volum (kbm)



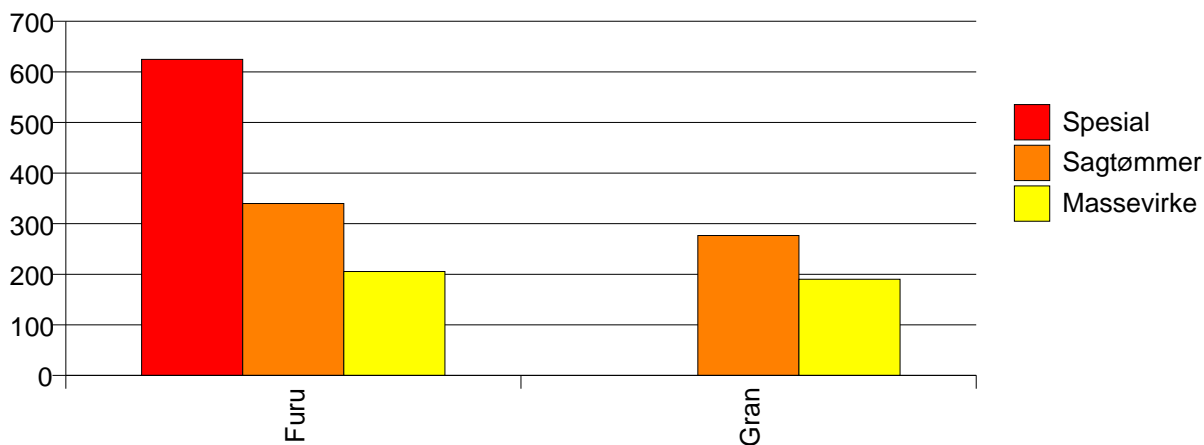
Volum (prosentfordelt)



### Gjennomsnittspris 2003 (kr/kbm)

	Spesial	Sagtømmer	Massevirke	Vrak	Snitt
Furu	625	340	206		335
Gran		277	190	0	242
Snitt	625	316	193	0	291

Gjennomsnittspris (kr/kbm)

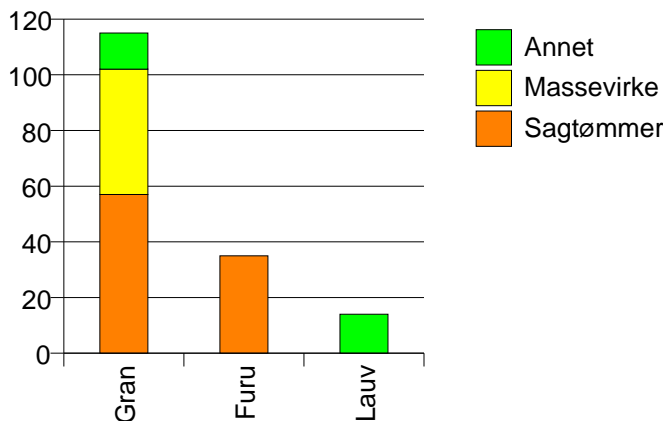


# 1228 ODDA

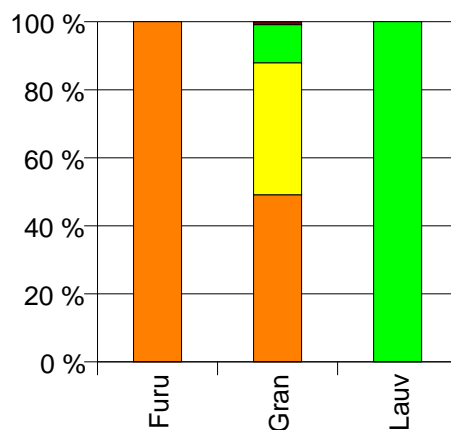
Volum 2003 (kbm)

	Sagtømmer	Massevirke	Annet	Vrak	Sum:
Furu	35				35
Gran	57	45	13	1	116
Lauv			14		14
Sum:	92	45	27	1	165

Volum (kbm)



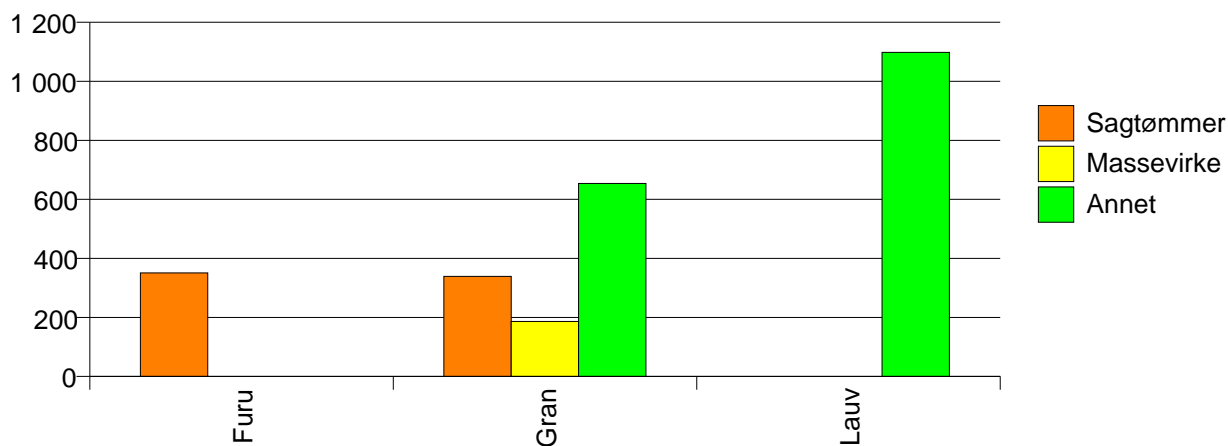
Volum (prosentfordelt)



## Gjennomsnittspris 2003 (kr/kbm)

	Sagtømmer	Massevirke	Annet	Vrak	Snitt
Furu	351				351
Gran	339	186	654	0	312
Lauv			1 098		1 098
Snitt	344	186	884	0	387

Gjennomsnittspris (kr/kbm)

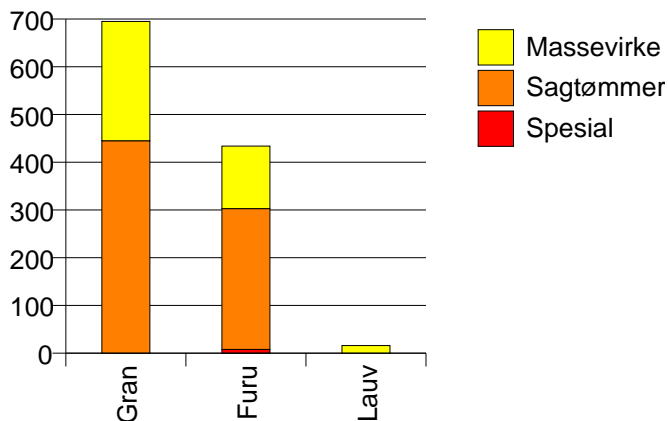


## 1231 ULLENSVANG

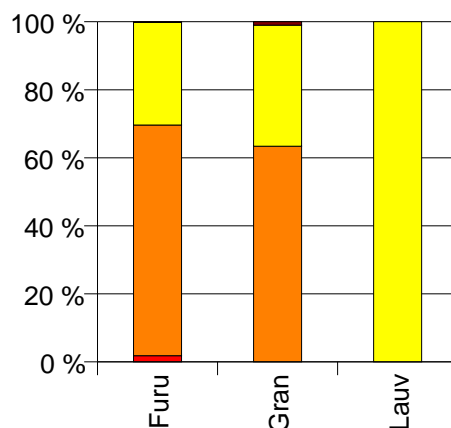
Volum 2003 (kbm)

	Spesial	Sagtømmer	Massevirke	Vrak	Sum:
Furu	8	295	131	1	435
Gran		445	250	7	702
Lauv			16		16
Sum:	8	740	397	8	1 153

Volum (kbm)



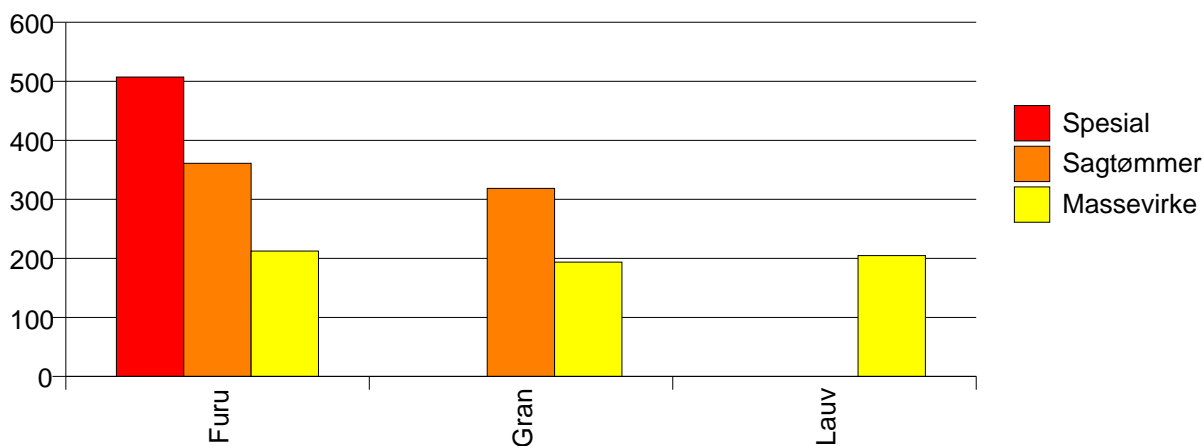
Volum (prosentfordelt)



Gjennomsnittspris 2003 (kr/kbm)

	Spesial	Sagtømmer	Massevirke	Vrak	Snitt
Furu	507	361	212	0	318
Gran		319	194	0	271
Lauv			205		205
Snitt	507	336	200	0	288

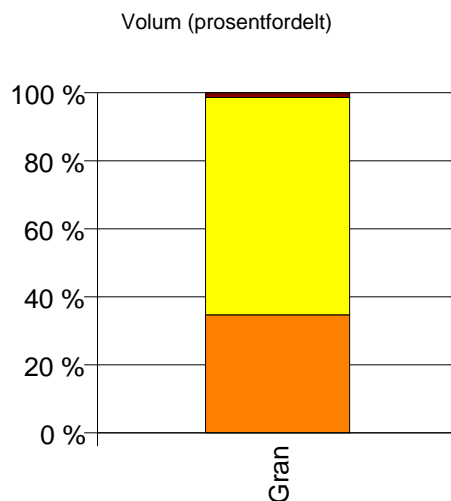
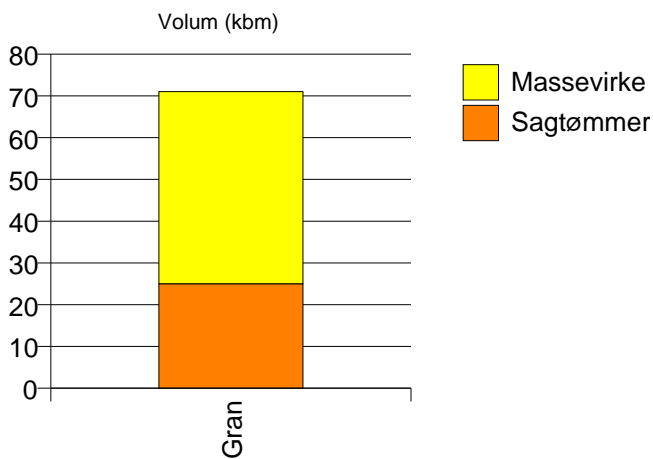
Gjennomsnittspris (kr/kbm)



## 1232 EIDFJORD

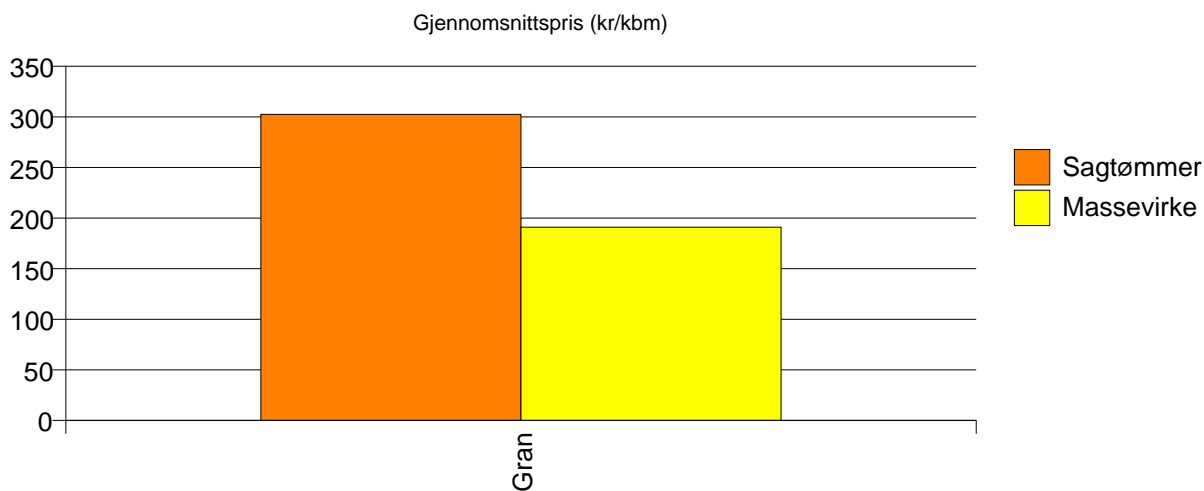
Volum 2003 (kbm)

	Sagtømmer	Massevirke	Vrak	Sum:
Gran	25	46	1	72
Sum:	25	46	1	72



Gjennomsnittspris 2003 (kr/kbm)

Gran	302	191	0	227
Snitt	302	191	0	227

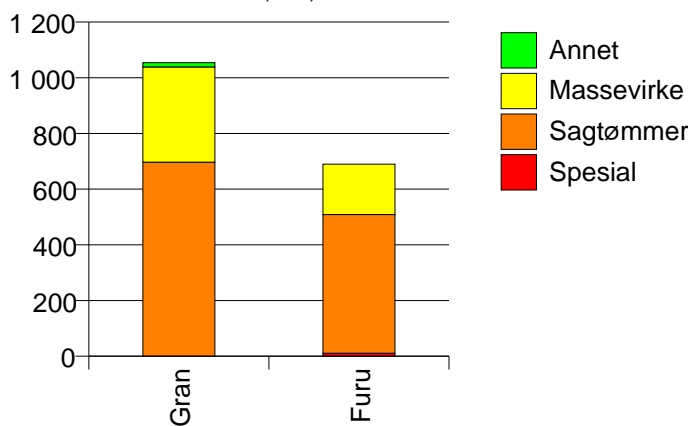


# 1233 ULVIK

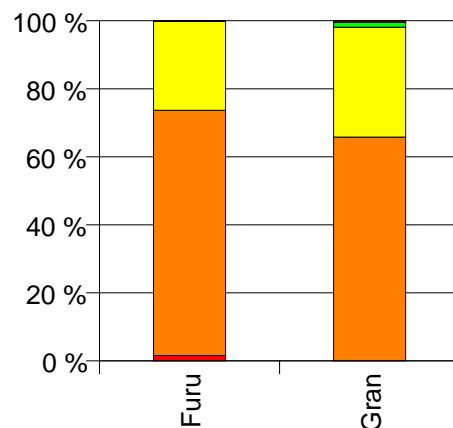
Volum 2003 (kbm)

	Spesial	Sagtømmer	Massevirke	Annet	Vrak	Sum:
Furu	11	498	181		1	691
Gran		697	342	15	5	1 059
Sum:	11	1 195	523	15	6	1 750

Volum (kbm)



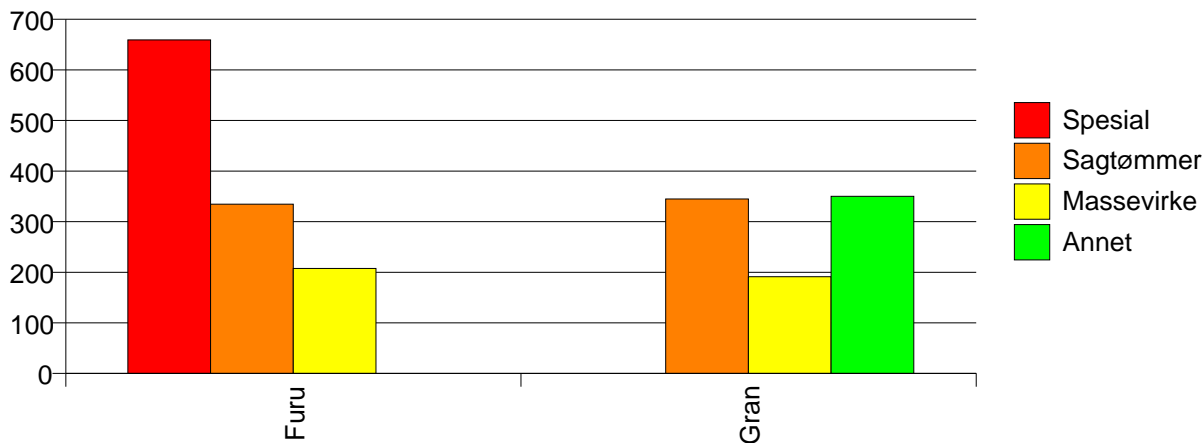
Volum (prosentfordelt)



## Gjennomsnittspris 2003 (kr/kbm)

	Spesial	Sagtømmer	Massevirke	Annet	Vrak	Snitt
Furu	659	335	208		0	306
Gran		345	191	350	0	294
Snitt	659	341	197	350	0	299

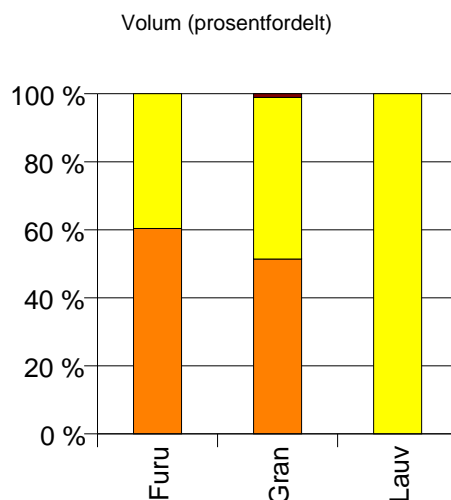
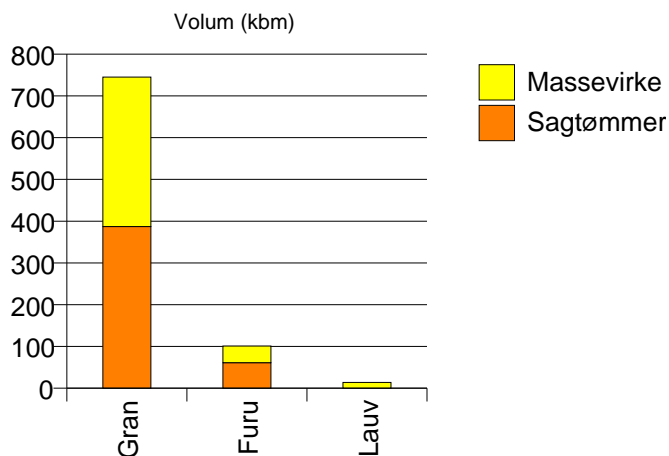
Gjennomsnittspris (kr/kbm)



## 1234 GRANVIN

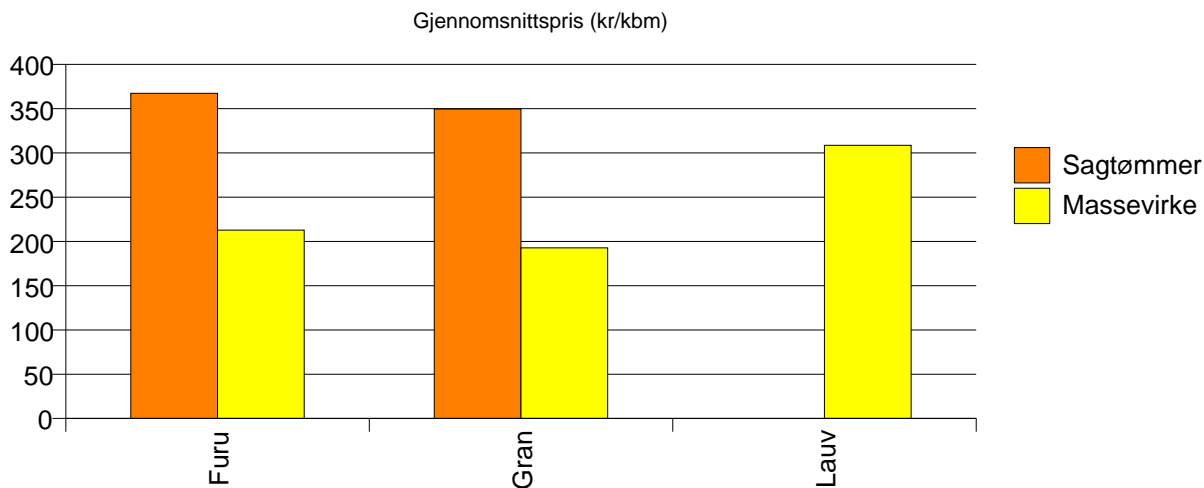
Volum 2003 (kbm)

	Sagtømmer	Massevirke	Vrak	Sum:
Furu	61	40		101
Gran	387	358	8	753
Lauv		14		14
Sum:	448	412	8	868



Gjennomsnittspris 2003 (kr/kbm)

	Sagtømmer	Massevirke	Vrak	Snitt
Furu	367	213		306
Gran	349	193	0	271
Lauv		309		309
Snitt	352	199	0	276



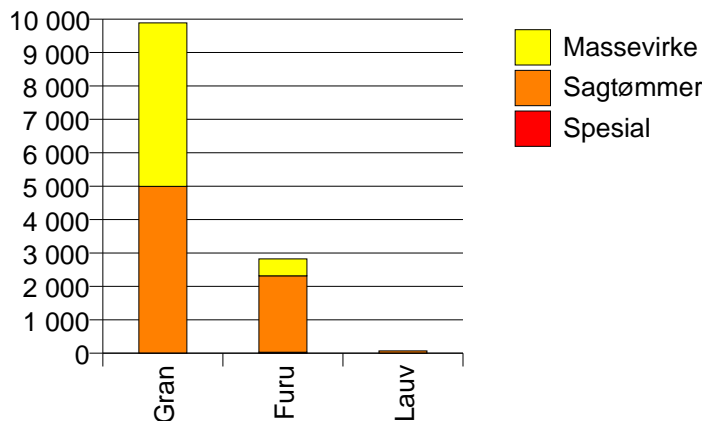


# 1235 VOSS

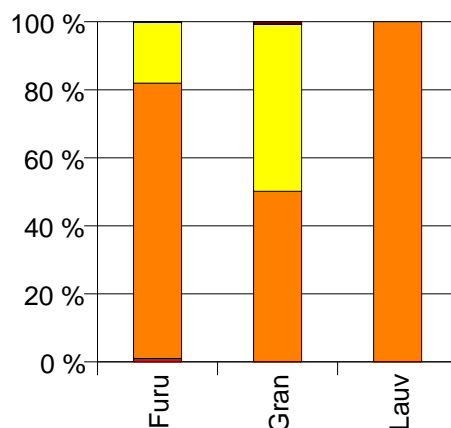
Volum 2003 (kbm)

	Spesial	Sagtømmer	Massevirke	Vrak	Sum:
Furu	28	2 288	507	3	2 826
Gran		4 996	4 889	74	9 959
Lauv		68			68
Sum:	28	7 352	5 396	77	12 853

Volum (kbm)



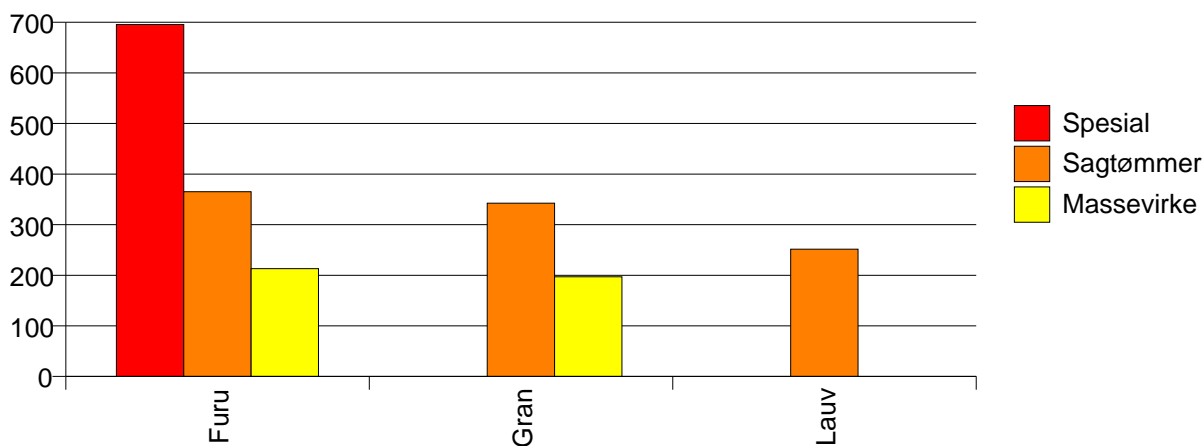
Volum (prosentfordelt)



## Gjennomsnittspris 2003 (kr/kbm)

	Spesial	Sagtømmer	Massevirke	Vrak	Snitt
Furu	696	365	213	0	341
Gran		342	197	0	268
Lauv		251			251
Snitt	696	349	198	0	284

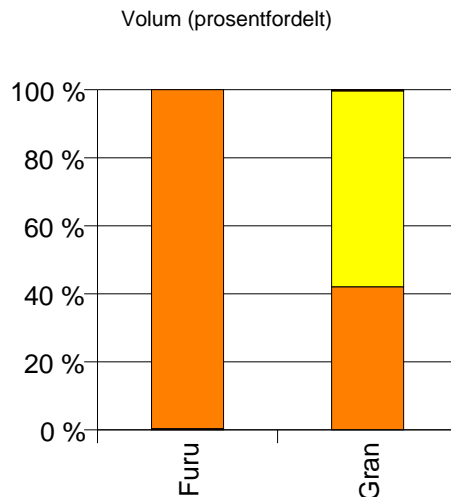
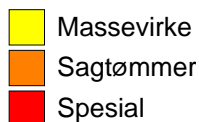
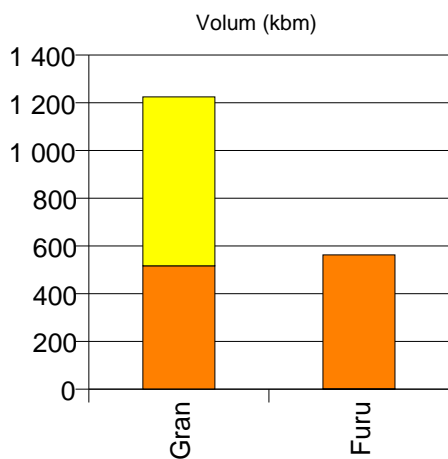
Gjennomsnittspris (kr/kbm)



# 1238 KVAM

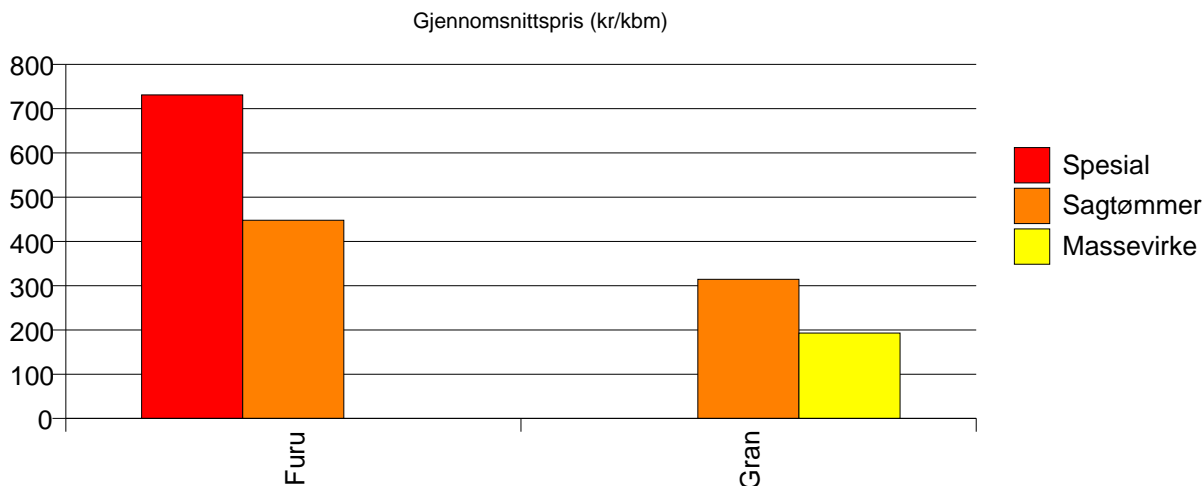
## Volum 2003 (kbm)

	Spesial	Sagtømmer	Massevirke	Vrak	Sum:
Furu	2	561			563
Gran		517	708	4	1 229
Sum:	2	1 078	708	4	1 792



## Gjennomsnittspris 2003 (kr/kbm)

	Spesial	Sagtømmer	Massevirke	Vrak	Snitt
Furu	731	448			449
Gran		314	193	0	243
Snitt	731	384	193	0	308

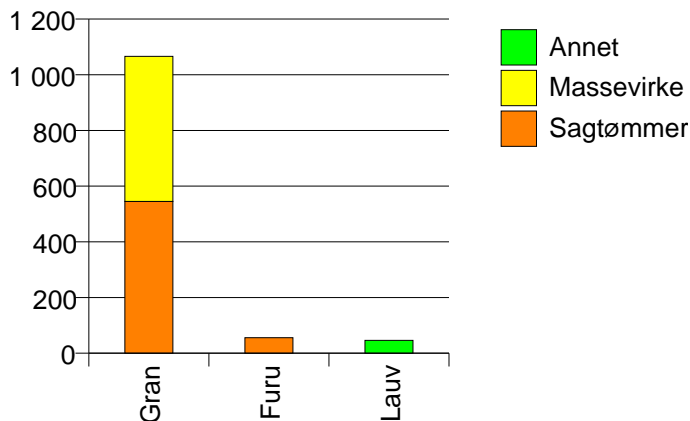


# 1241 FUSA

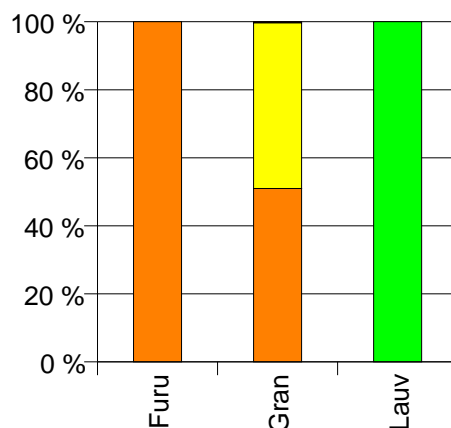
Volum 2003 (kbm)

	Sagtømmer	Massevirke	Annet	Vrak	Sum:
Furu	56				56
Gran	545	521		3	1 069
Lauv			46		46
Sum:	601	521	46	3	1 171

Volum (kbm)



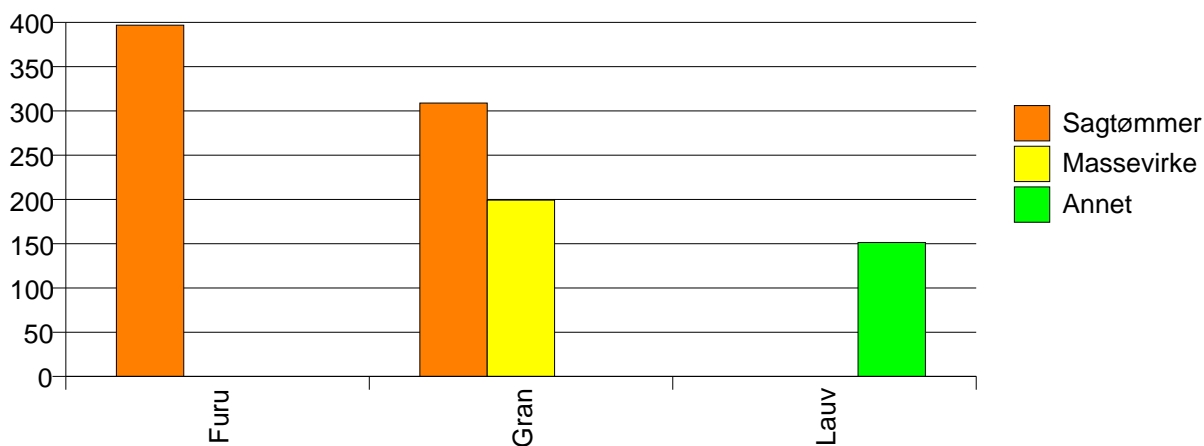
Volum (prosentfordelt)



Gjennomsnittspris 2003 (kr/kbm)

	Sagtømmer	Massevirke	Annet	Vrak	Snitt
Furu	397				397
Gran	309	199		0	255
Lauv			151		151
Snitt	317	199	151	0	257

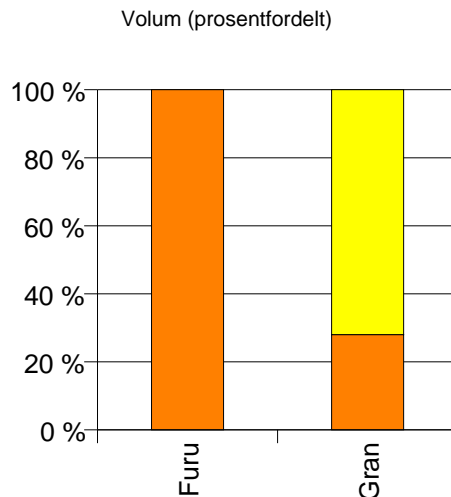
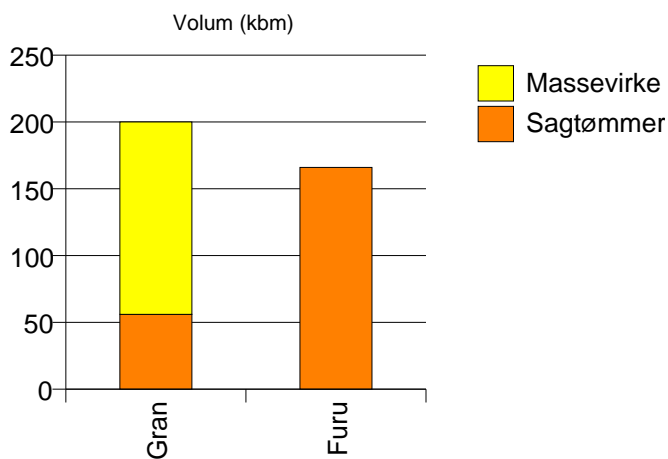
Gjennomsnittspris (kr/kbm)



## 1243 OS

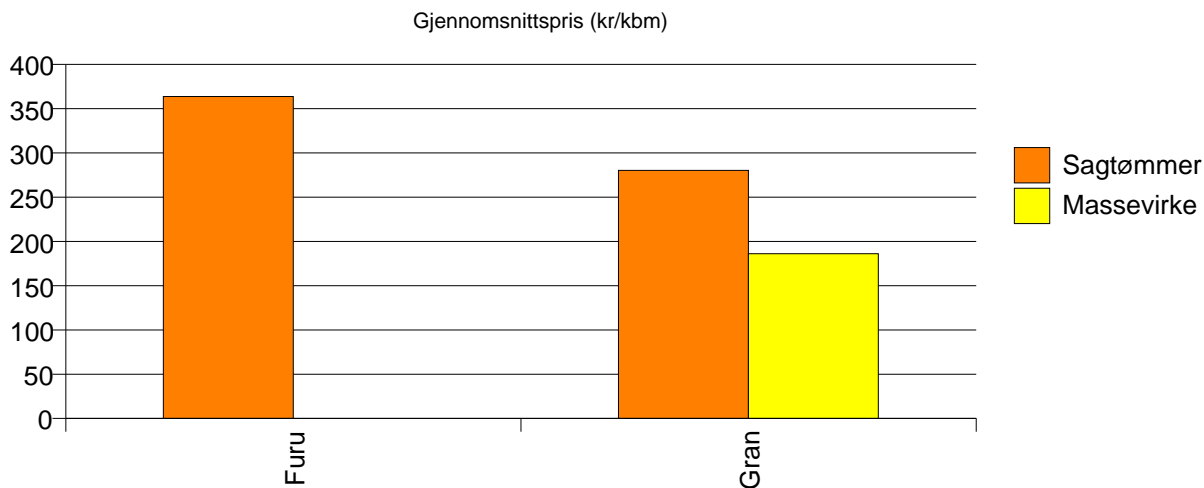
### Volum 2003 (kbm)

	Sagtømmer	Massevirke	Sum:
Furu	166		166
Gran	56	144	200
Sum:	222	144	366



### Gjennomsnittspris 2003 (kr/kbm)

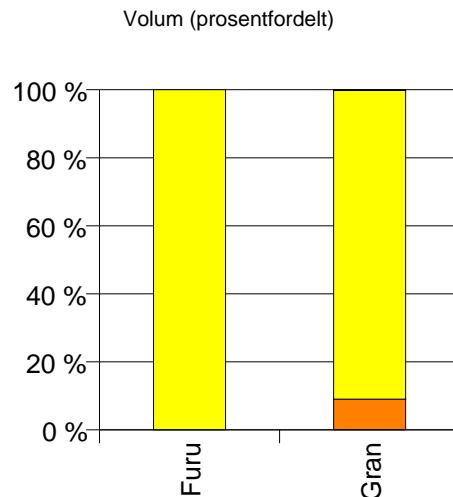
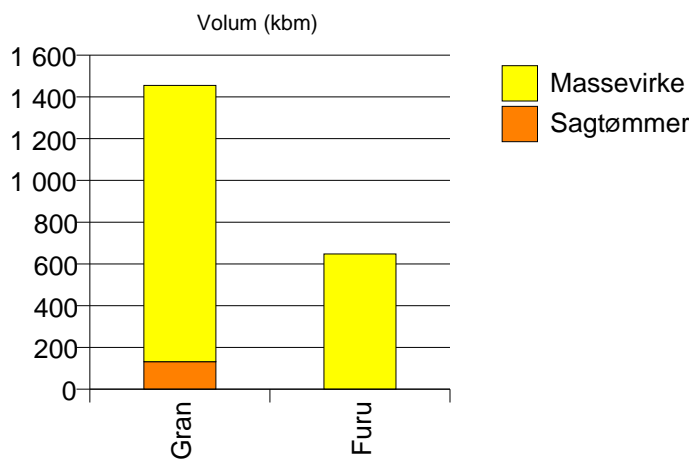
	Sagtømmer	Massevirke	Snitt
Furu	364		364
Gran	280	186	212
Snitt	343	186	281



## 1244 AUSTEVOLL

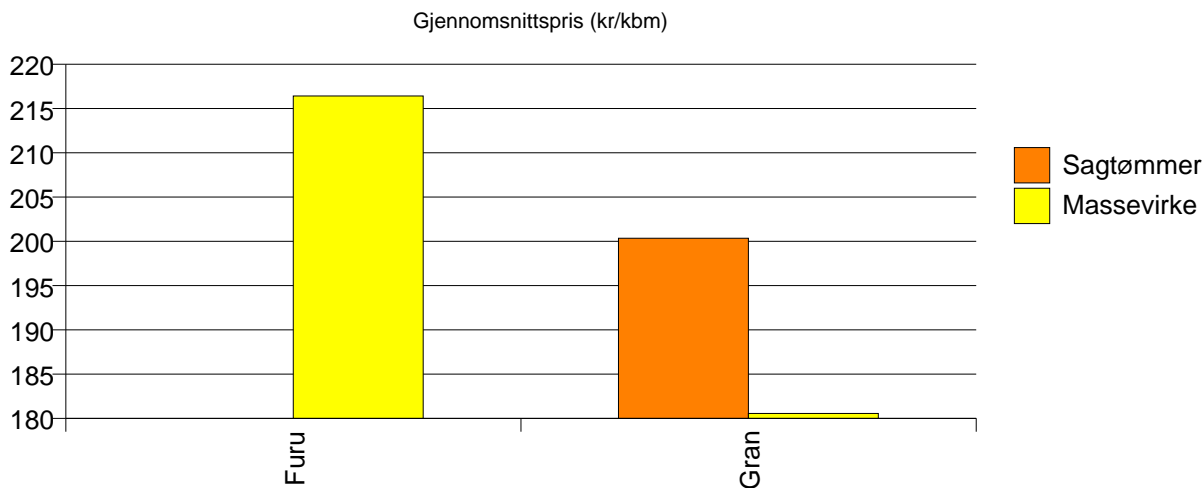
Volum 2003 (kbm)

	Sagtømmer	Massevirke	Vrak	Sum:
Furu		648		648
Gran	132	1 323	3	1 458
Sum:	132	1 971	3	2 106



Gjennomsnittspris 2003 (kr/kbm)

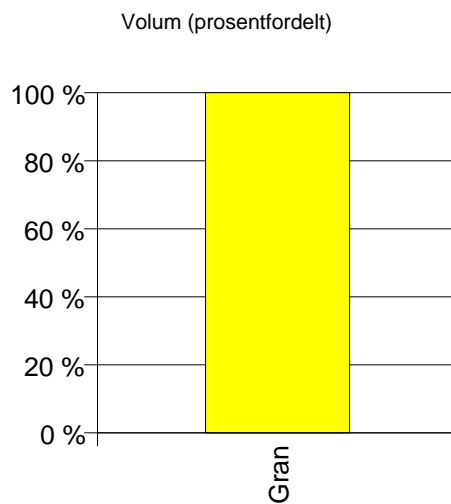
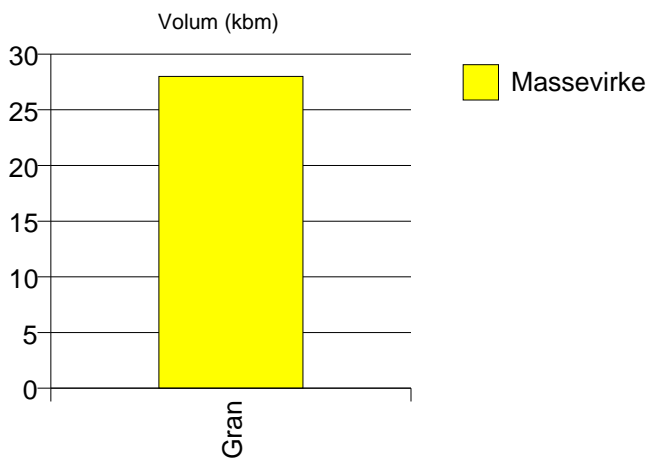
	Sagtømmer	Massevirke	Vrak	Snitt
Furu		216		216
Gran	200	181	0	182
Snitt	200	192	0	193



# 1245 SUND


Volum 2003 (kbm)

	Massevirke	Sum:
Gran	28	28
Sum:	28	28



Gjennomsnittspris 2003 (kr/kbm)

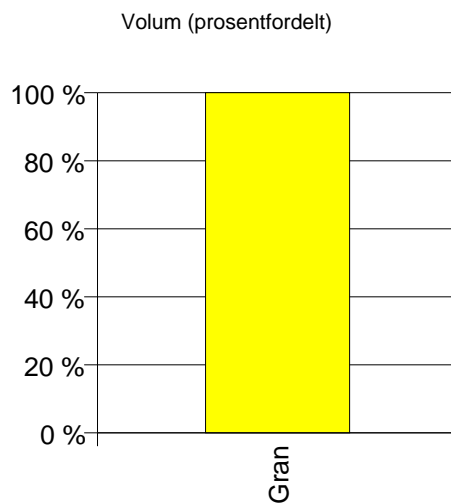
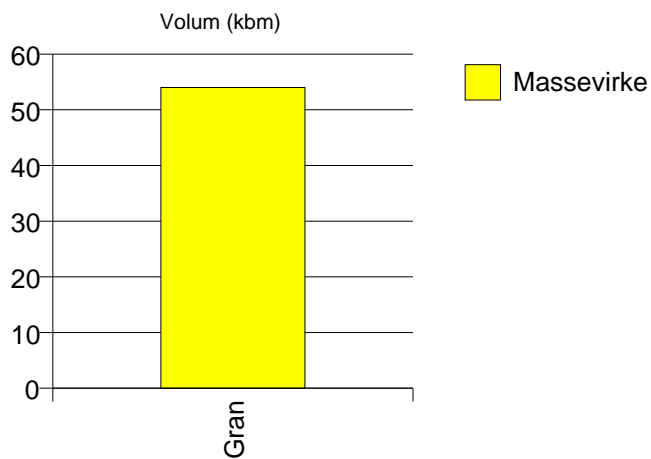
Gran	178	178
Snitt	178	178



## 1246 FJELL


Volum 2003 (kbm)

	Massevirke	Sum:
Gran	54	54
Sum:	54	54



Gjennomsnittspris 2003 (kr/kbm)

Gran	186	186
Snitt	186	186



## 1247 ASKØY

Volum 2003 (kbm)

---

Sum:

---

Sum:

---

Volum (kbm)

Volum (prosentfordelt)

---

Snitt

Gjennomsnittspris 2003 (kr/kbm)

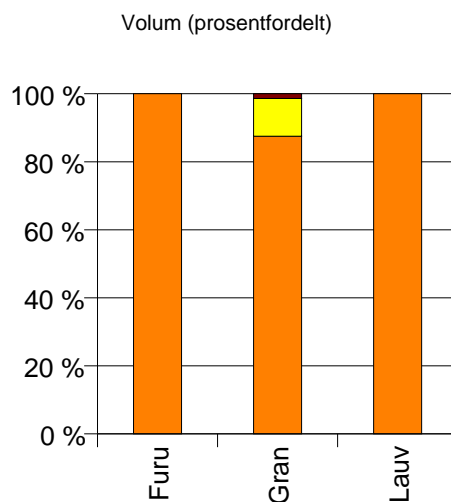
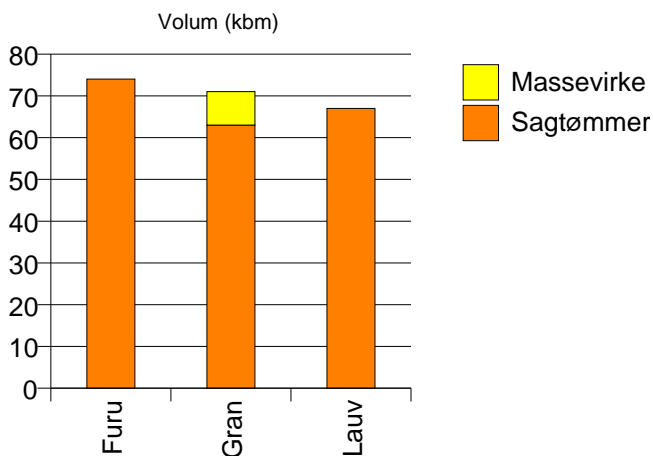
Gjennomsnittspris (kr/kbm)



## 1251 VAKSDAL

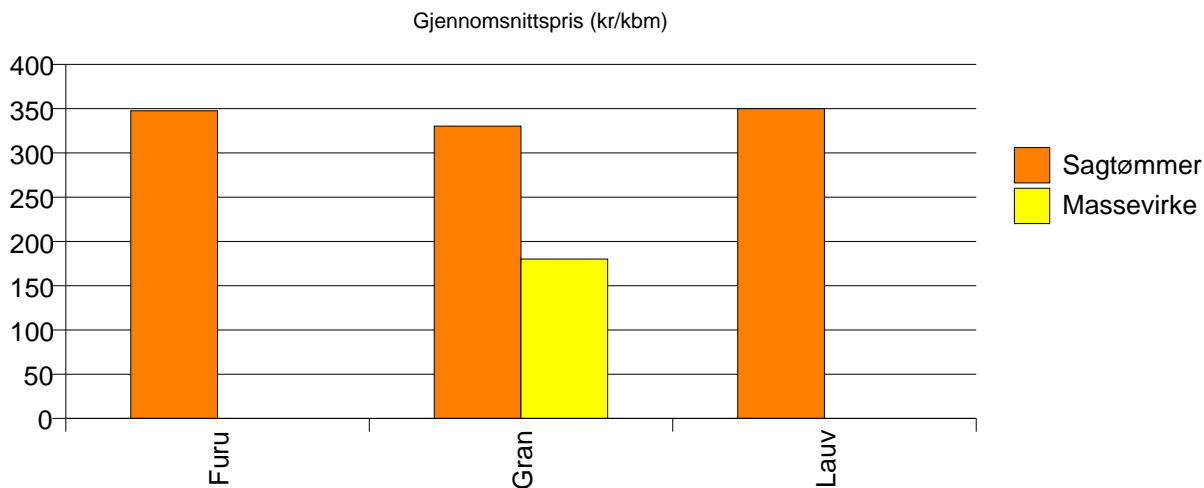
Volum 2003 (kbm)

	Sagtømmer	Massevirke	Vrak	Sum:
Furu	74			74
Gran	63	8	1	72
Lauv	67			67
Sum:	204	8	1	213



Gjennomsnittspris 2003 (kr/kbm)

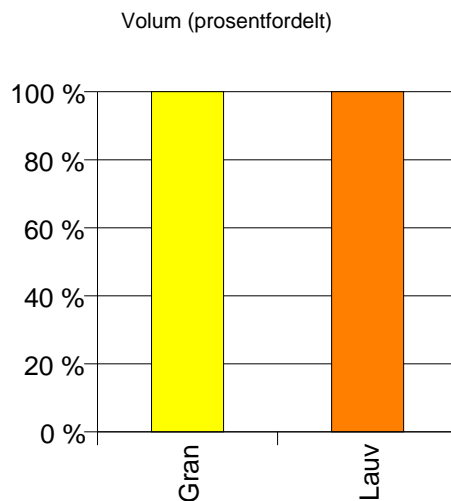
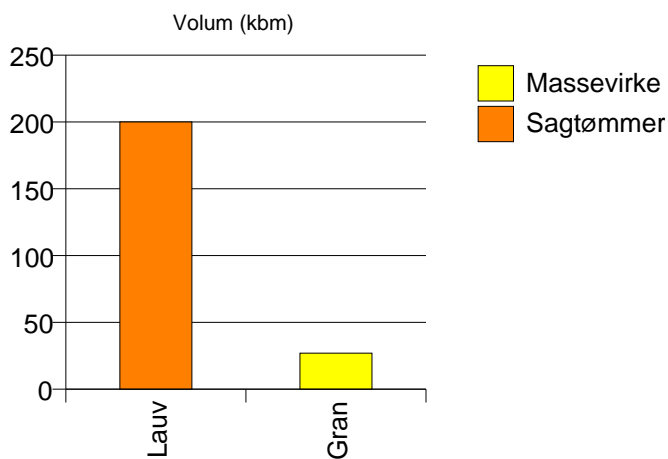
	Sagtømmer	Massevirke	Vrak	Snitt
Furu	348			348
Gran	330	180	0	309
Lauv	350			350
Snitt	343	180	0	335



## 1252 MODALEN

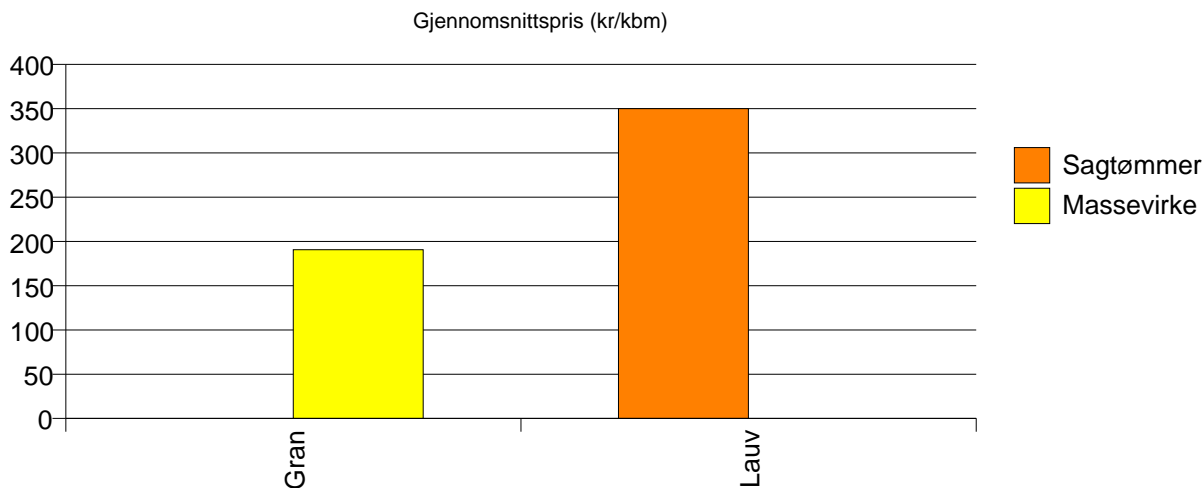
Volum 2003 (kbm)

	Sagtømmer	Massevirke	Sum:
Gran		27	27
Lauv	200		200
Sum:	200	27	227



Gjennomsnittspris 2003 (kr/kbm)

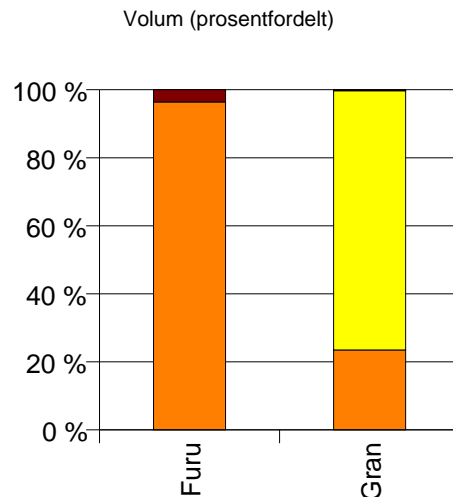
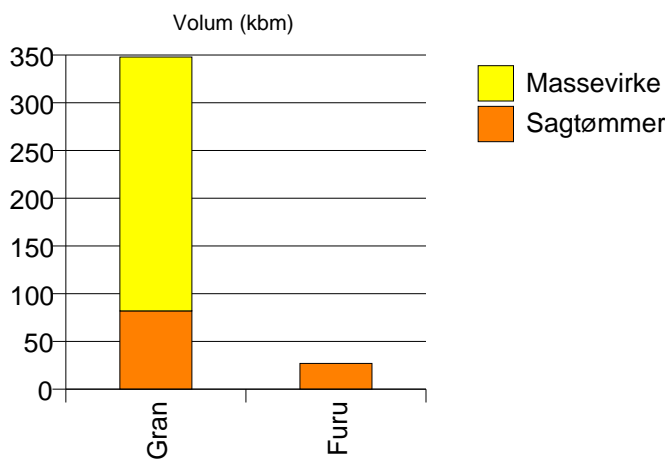
	Sagtømmer	Massevirke	Snitt
Gran		191	191
Lauv	350		350
Snitt	350	191	331



## 1253 OSTERØY

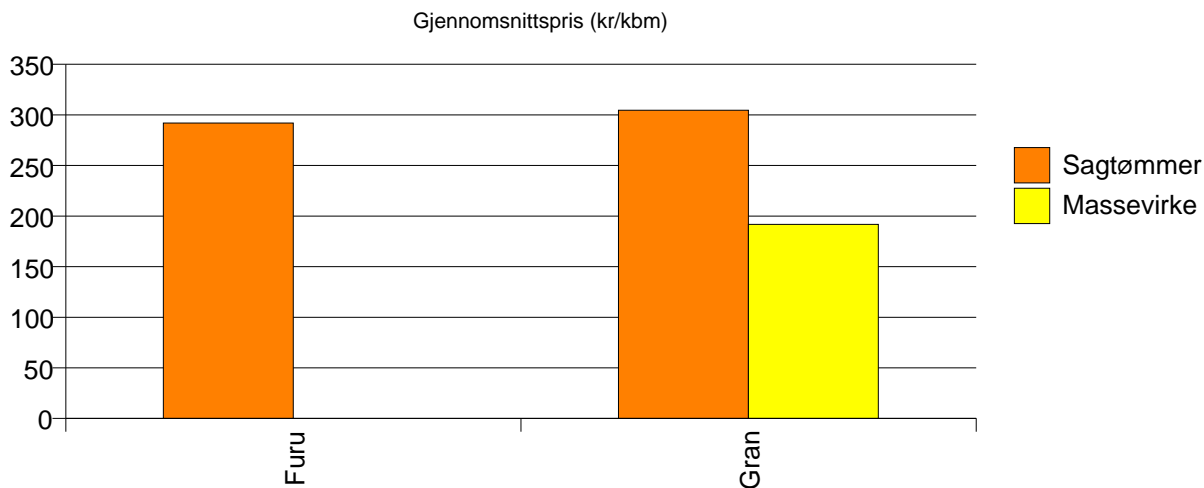
Volum 2003 (kbm)

	Sagtømmer	Massevirke	Vrak	Sum:
Furu	27		1	28
Gran	82	266	1	349
Sum:	109	266	2	377



Gjennomsnittspris 2003 (kr/kbm)

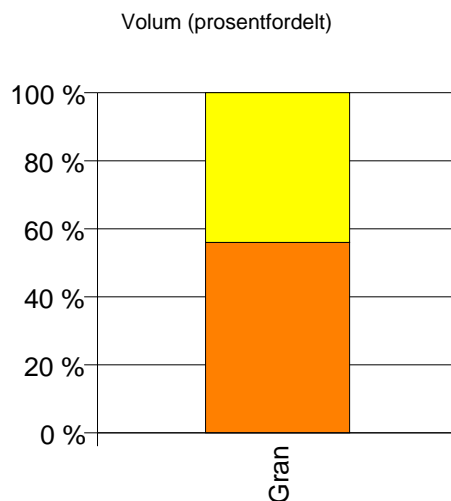
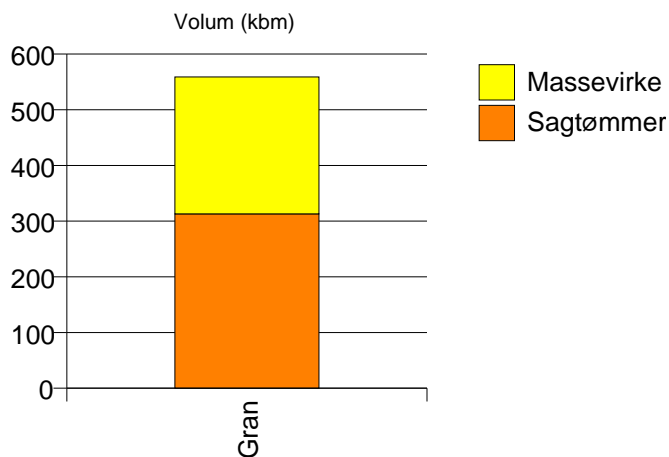
	Sagtømmer	Massevirke	Vrak	Snitt
Furu	292		0	281
Gran	305	192	0	218
Snitt	301	192	0	222



## 1256 MELAND

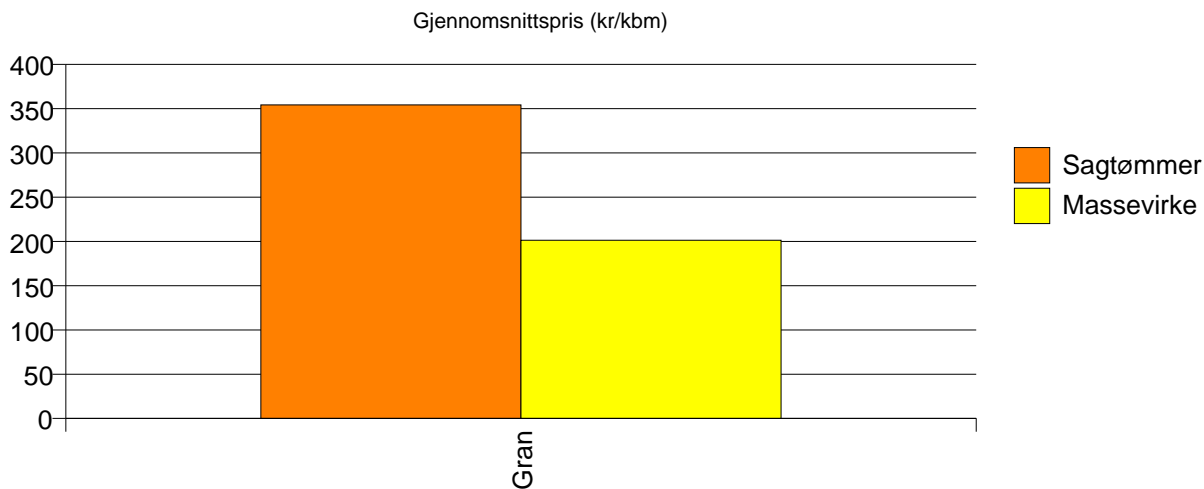
Volum 2003 (kbm)

	Sagtømmer	Massevirke	Sum:
Gran	313	246	559
Sum:	313	246	559



Gjennomsnittspris 2003 (kr/kbm)

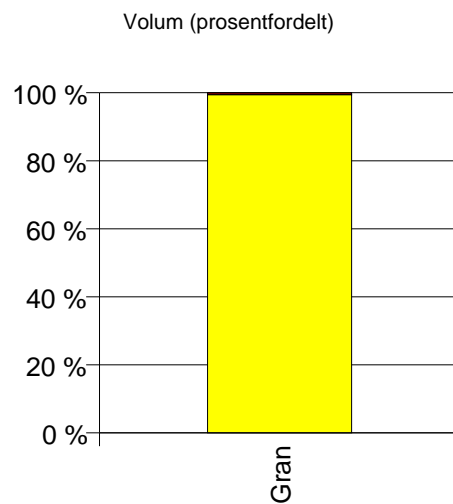
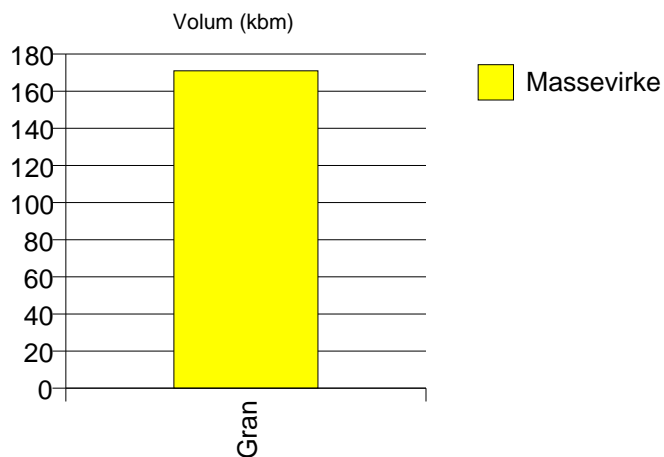
Gran	354	201	287
Snitt	354	201	287



## 1260 RADØY


Volum 2003 (kbm)

	Massevirke	Vrak	Sum:
Gran	171	1	172
Sum:	171	1	172



Gjennomsnittspris 2003 (kr/kbm)

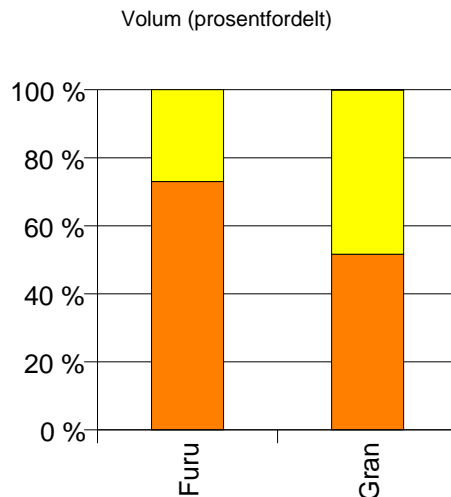
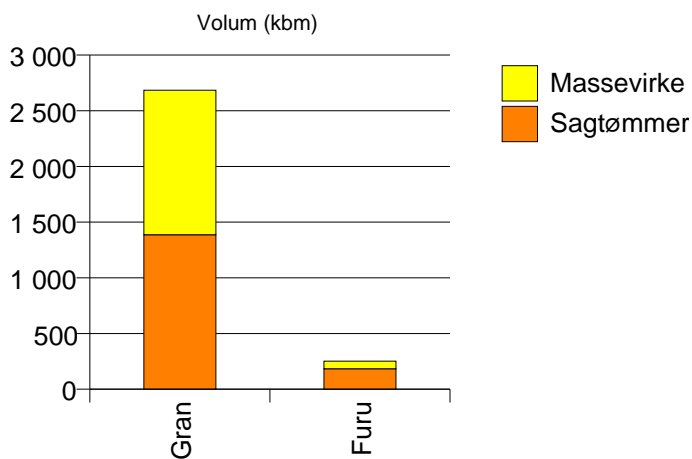
Gran	185	0	184
Snitt	185	0	184



# 1263 LINDÅS

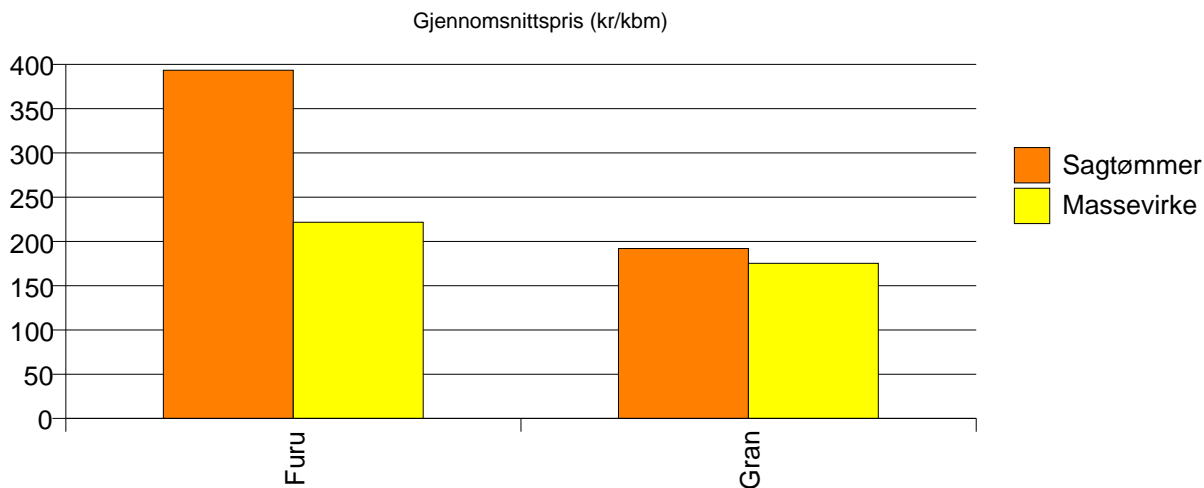
## Volum 2003 (kbm)

	Sagtømmer	Massevirke	Vrak	Sum:
Furu	184	68		252
Gran	1 387	1 297	2	2 686
Sum:	1 571	1 365	2	2 938



## Gjennomsnittspris 2003 (kr/kbm)

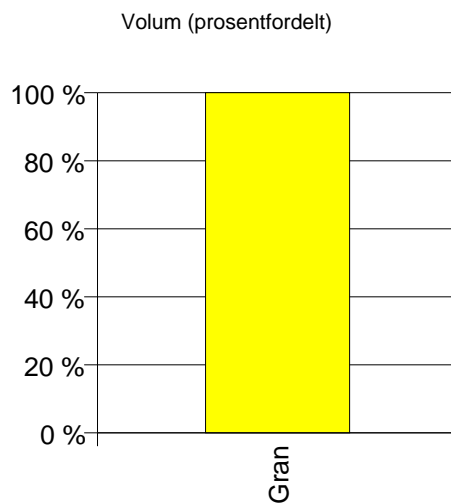
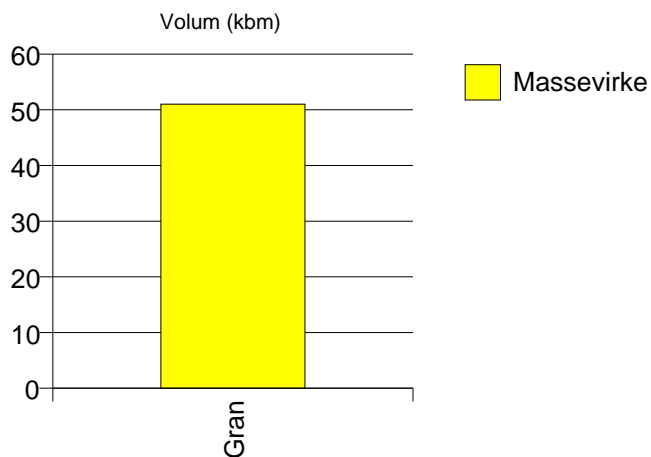
	Sagtømmer	Massevirke	Vrak	Snitt
Furu	393	222		347
Gran	192	175	0	184
Snitt	216	178	0	198



## 1264 AUSTRHEIM


Volum 2003 (kbm)

	Massevirke	Sum:
Gran	51	51
Sum:	51	51



Gjennomsnittspris 2003 (kr/kbm)

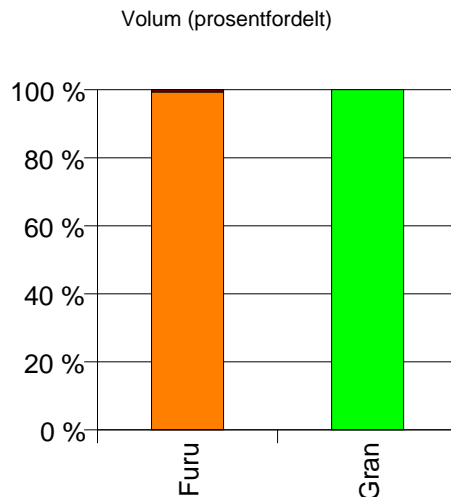
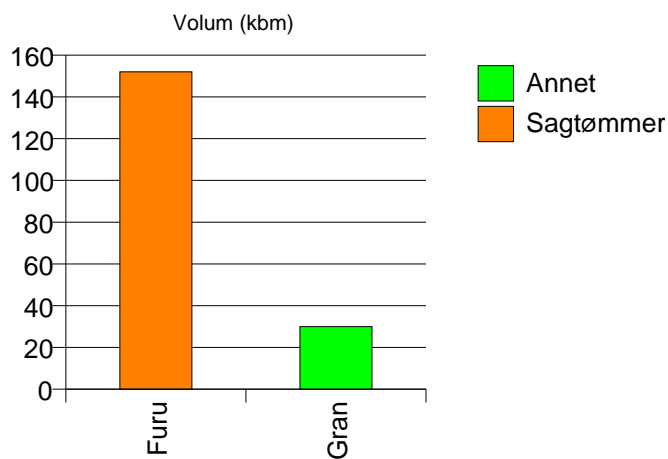
Gran	128	128
Snitt	128	128



## 1266 MASFJORDEN

Volum 2003 (kbm)

	Sagtømmer	Annet	Vrak	Sum:
Furu	152		1	153
Gran		30		30
Sum:	152	30	1	183



Gjennomsnittspris 2003 (kr/kbm)

	Sagtømmer	Annet	Vrak	Snitt
Furu	345		0	343
Gran		220		220
Snitt	345	220	0	322

