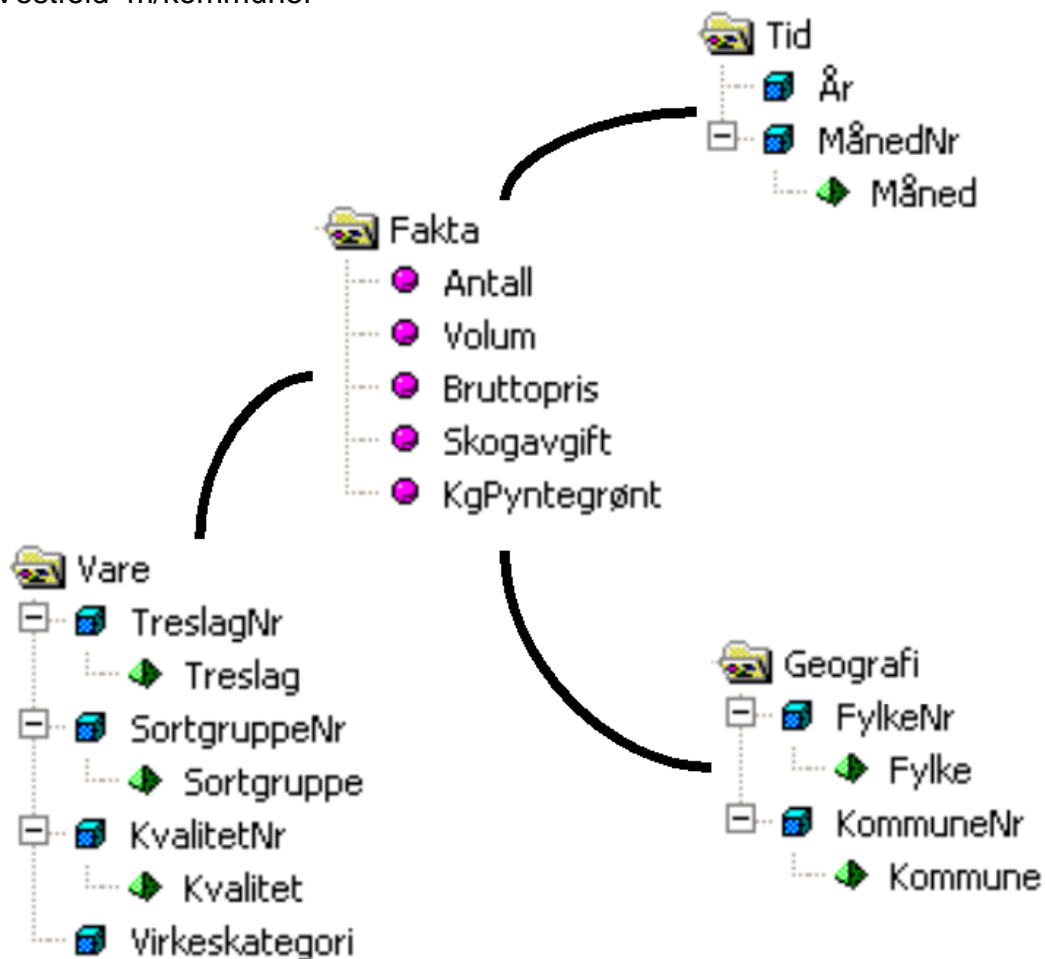




Virkestatistikk fra SKOG-DATA AS

Vestfold m/kommuner



Dataene i rapporten er hentet fra databasen som inneholder virkesdata med tilhørende innbetalinger av skogavgift. Rapporten er laget med Business Objects, som er sluttbrukerverktøyet i Skog-Data sine nye datavarehus-løsninger. Business Objects er ett meget sterkt rapportverktøy som kan presentere store mengder data effektivt.

Rapportene kan lastes ned fra www.skogdata.no/statistikk

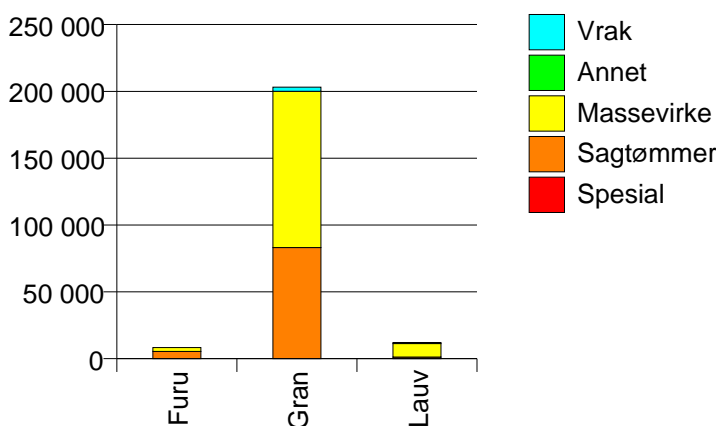
For mer informasjon, kontakt: alexanderh@skogdata.no

Vestfold

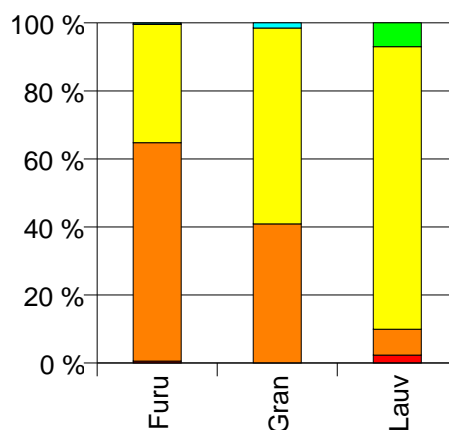
Volum 2002 (kbm)

	Spesial	Sagtømmer	Massevirke	Annet	Vrak	Sum:
Furu	46	5 361	2 905	5	28	8 345
Gran		83 113	116 992		3 101	203 206
Lauv	285	923	10 102	850		12 160
Sum:	331	89 397	129 999	855	3 129	223 711

Volum (kbm)



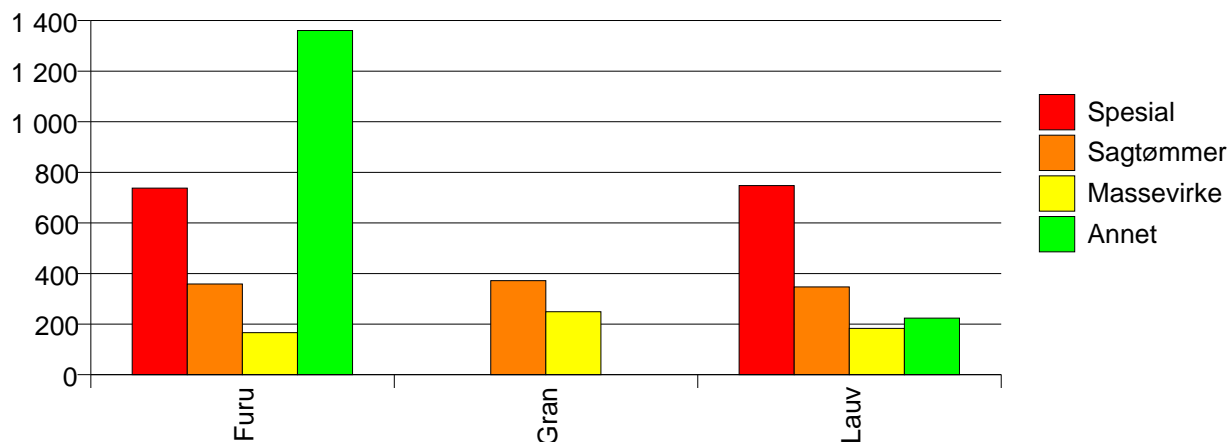
Volum (prosentfordelt)



Gjennomsnittspris 2002 (kr/kbm)

	Spesial	Sagtømmer	Massevirke	Annet	Vrak	Snitt:
Furu	738	359	166	1 361	0	293
Gran		372	249		1	295
Lauv	748	347	183	224		212
Snitt:	746	371	242	231	1	291

Gjennomsnittspris (kr/kbm)

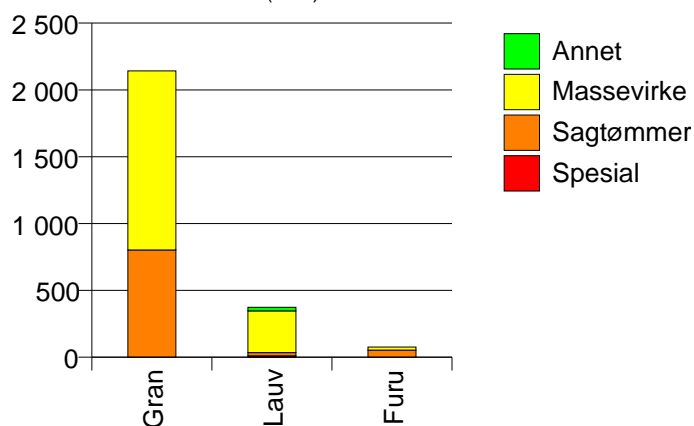


701 BORRE

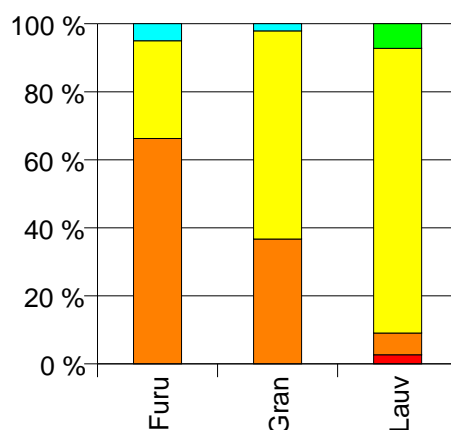
Volum 2002 (kbm)

	Spesial	Sagtømmer	Massevirke	Annet	Vrak	Sum:
Furu		53	23		4	80
Gran		803	1 339		46	2 188
Lauv	10	24	313	27		374
Sum:	10	880	1 675	27	50	2 642

Volum (kbm)



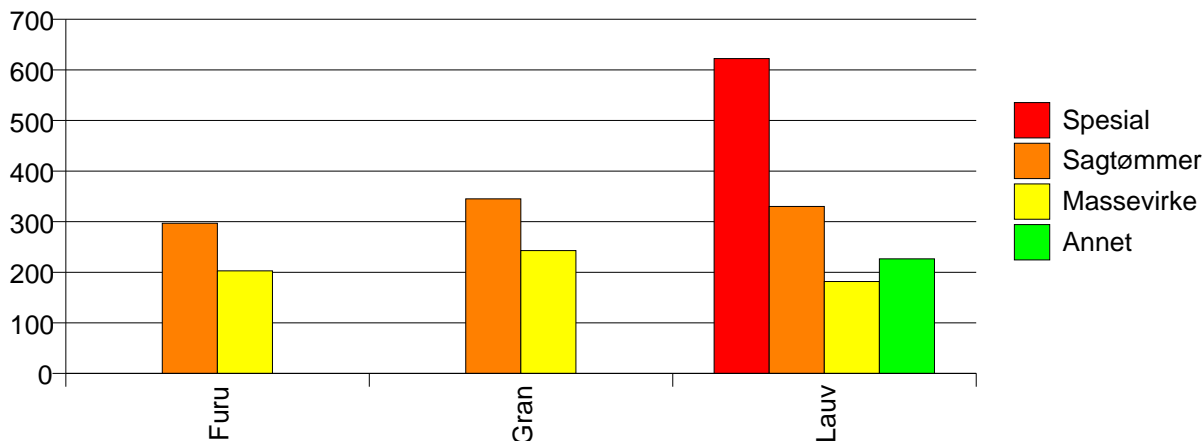
Volum (prosentfordelt)



Gjennomsnittspris 2002 (kr/kbm)

	Spesial	Sagtømmer	Massevirke	Annet	Vrak	Snitt
Furu		297	203		0	255
Gran		345	243		5	275
Lauv	622	330	182	227		206
Snitt	622	342	231	227	4	265

Gjennomsnittspris (kr/kbm)

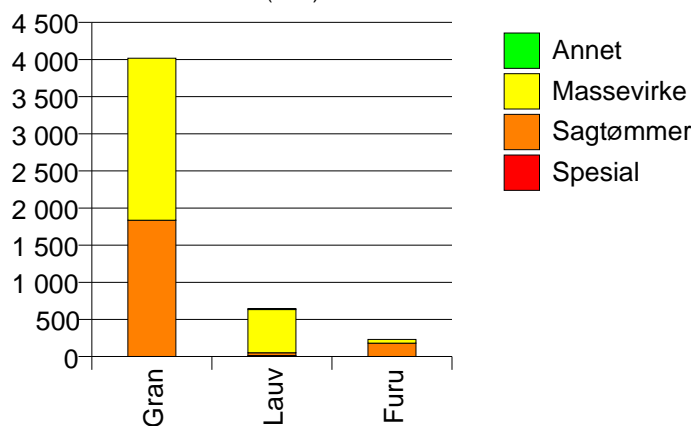


702 HOLMESTRAN

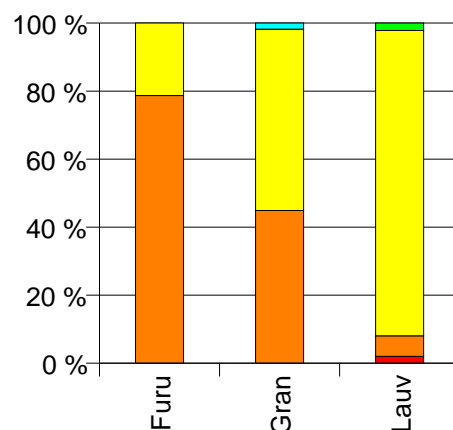
Volum 2002 (kbm)

	Spesial	Sagtømmer	Massevirke	Annet	Vrak	Sum:
Furu		181	49			230
Gran		1 836	2 181		73	4 090
Lauv	13	39	581	14		647
Sum:	13	2 056	2 811	14	73	4 967

Volum (kbm)



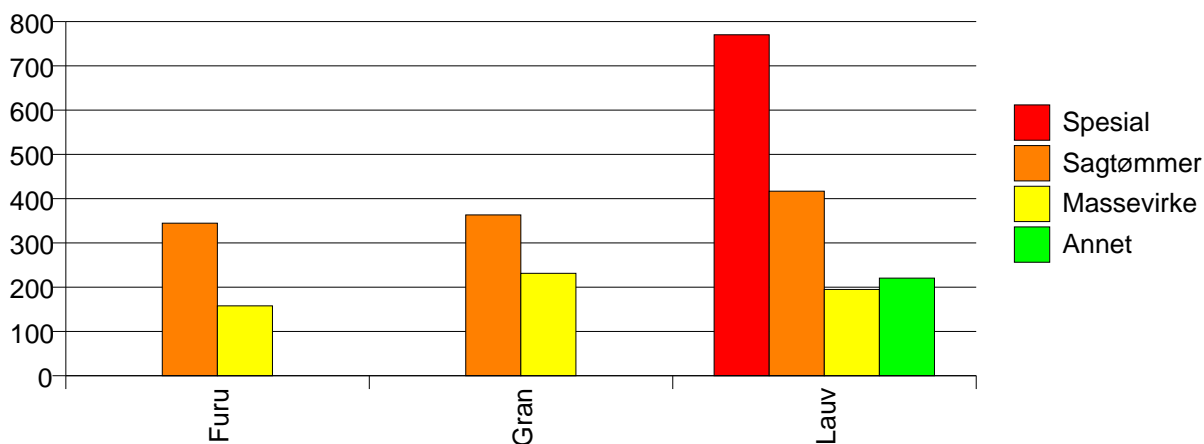
Volum (prosentfordelt)



Gjennomsnittspris 2002 (kr/kbm)

	Spesial	Sagtømmer	Massevirke	Annet	Vrak	Snitt
Furu		345	158			305
Gran		363	231		0	287
Lauv	770	417	195	221		221
Snitt	770	363	223	221	0	279

Gjennomsnittspris (kr/kbm)

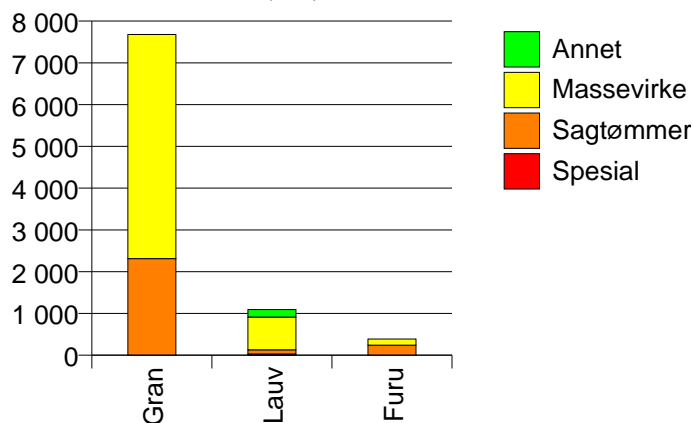


704 TØNSBERG

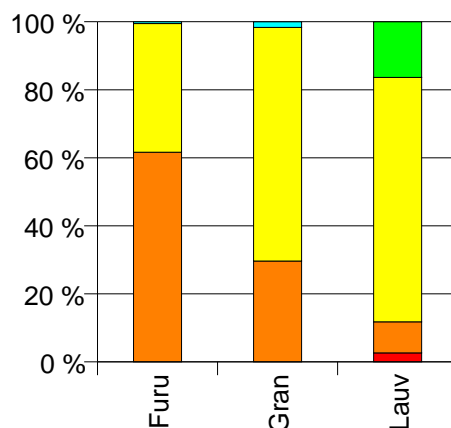
Volum 2002 (kbm)

	Spesial	Sagtømmer	Massevirke	Annet	Vrak	Sum:
Furu		241	148		2	391
Gran		2 314	5 364		129	7 807
Lauv	29	100	786	179		1 094
Sum:	29	2 655	6 298	179	131	9 292

Volum (kbm)



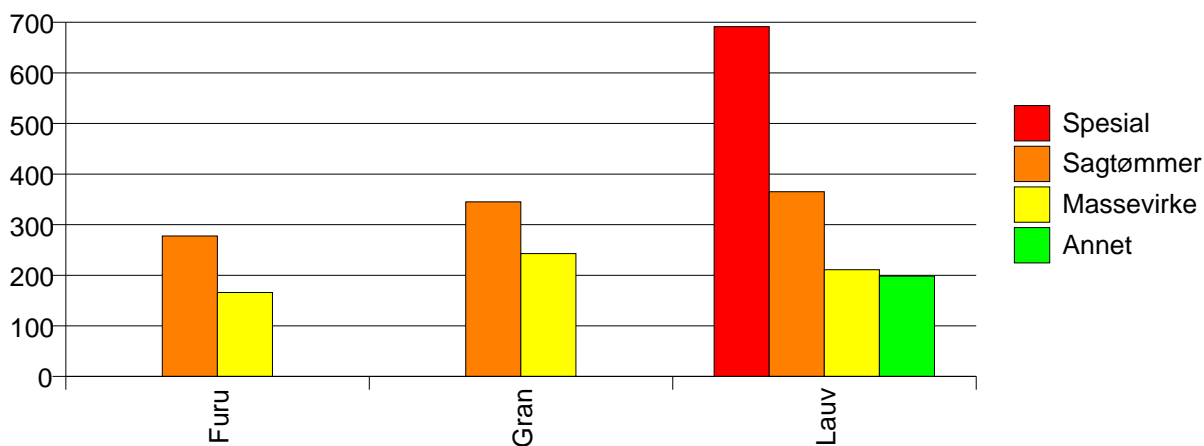
Volum (prosentfordelt)



Gjennomsnittspris 2002 (kr/kbm)

	Spesial	Sagtømmer	Massevirke	Annet	Vrak	Snitt
Furu		278	166		0	234
Gran		345	243		0	269
Lauv	691	365	211	198		236
Snitt	691	340	237	198	0	264

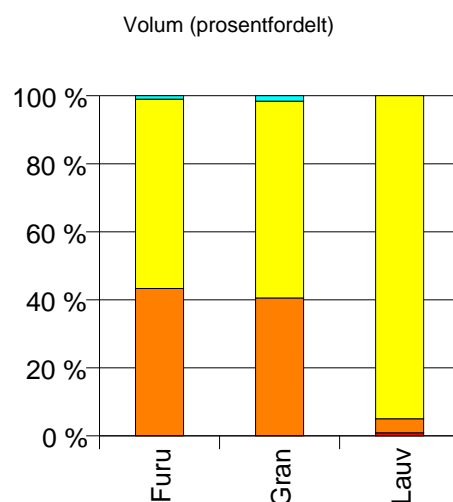
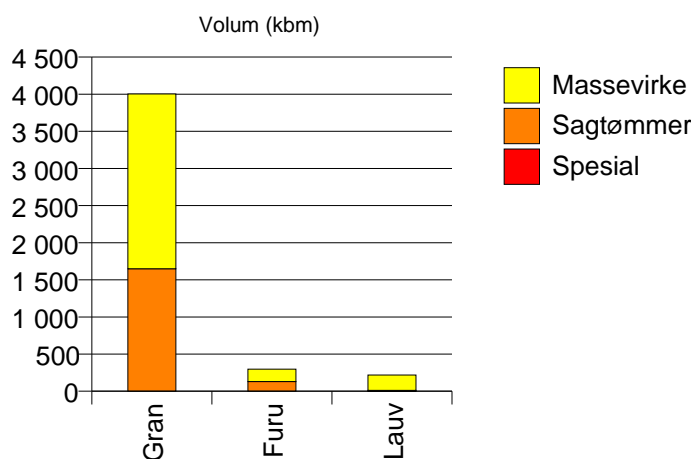
Gjennomsnittspris (kr/kbm)



706 SANDEFJORD

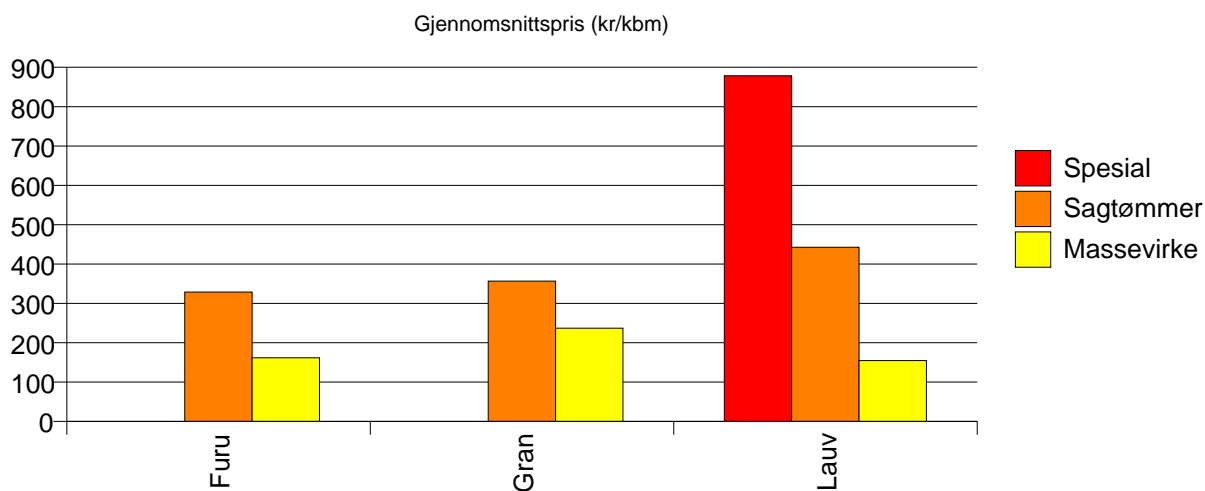
Volum 2002 (kbm)

	Spesial	Sagtømmer	Massevirke	Vrak	Sum:
Furu		130	167	3	300
Gran		1 650	2 354	64	4 068
Lauv	2	9	208		219
Sum:	2	1 789	2 729	67	4 587



Gjennomsnittspris 2002 (kr/kbm)

	Spesial	Sagtømmer	Massevirke	Vrak	Snitt
Furu		329	162	0	233
Gran		357	237	1	282
Lauv	879	443	155		173
Snitt	879	355	226	1	274

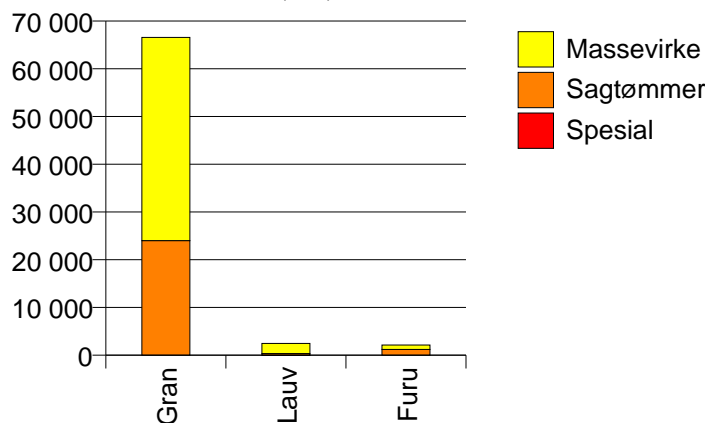


709 LARVIK

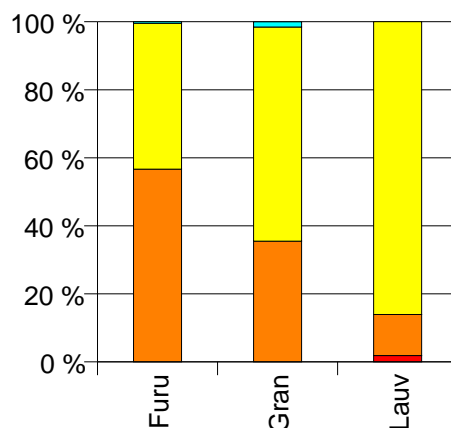
Volum 2002 (kbm)

	Spesial	Sagtømmer	Massevirke	Vrak	Sum:
Furu		1 219	922	10	2 151
Gran		24 018	42 559	1 060	67 637
Lauv	46	300	2 136		2 482
Sum:	46	25 537	45 617	1 070	72 270

Volum (kbm)



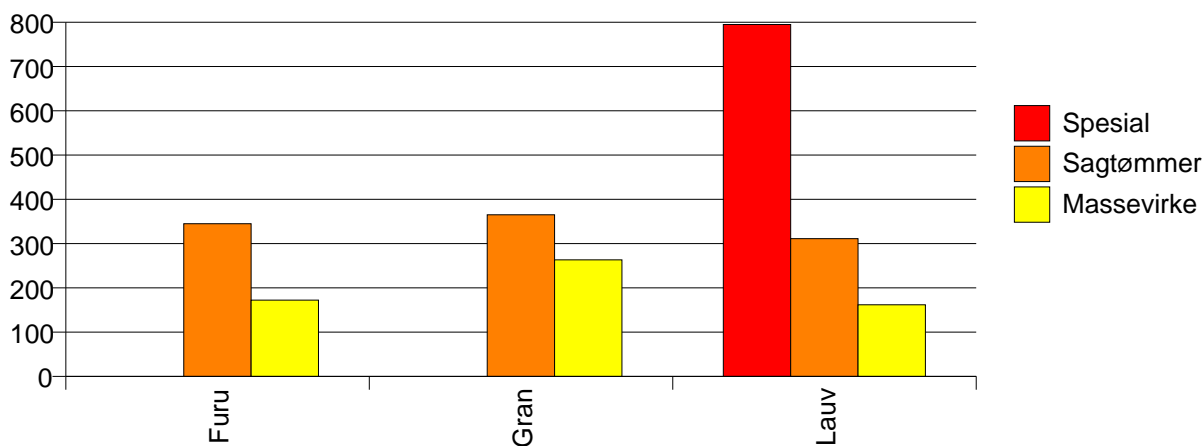
Volum (prosentfordelt)



Gjennomsnittspris 2002 (kr/kbm)

	Spesial	Sagtømmer	Massevirke	Vrak	Snitt
Furu		345	173	0	270
Gran		365	263	1	295
Lauv	795	311	162		192
Snitt	795	364	257	1	291

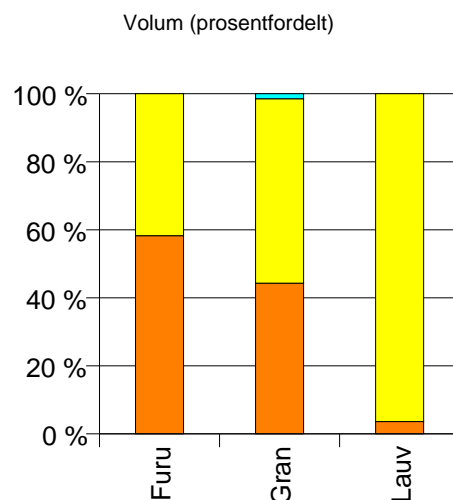
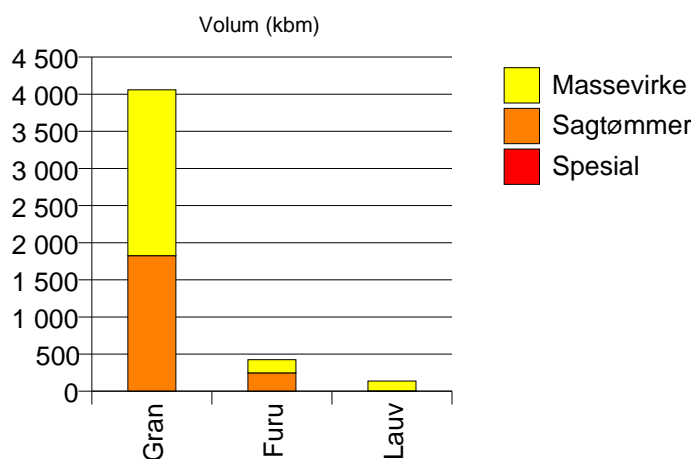
Gjennomsnittspris (kr/kbm)



711 SVELVIK

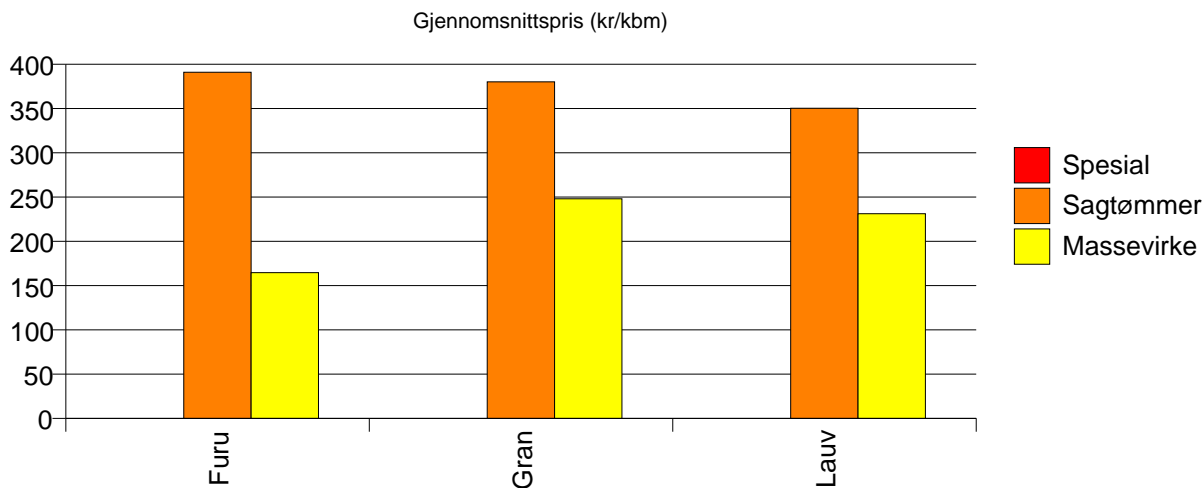
Volum 2002 (kbm)

	Spesial	Sagtømmer	Massevirke	Vrak	Sum:
Furu		247	177		424
Gran		1 826	2 233	60	4 119
Lauv	0	5	133		138
Sum:	0	2 078	2 543	60	4 681



Gjennomsnittspris 2002 (kr/kbm)

	Spesial	Sagtømmer	Massevirke	Vrak	Snitt
Furu		391	165		297
Gran		380	248	0	303
Lauv	#DIV/0	350	231		236
Snitt	#DIV/0	381	241	0	301

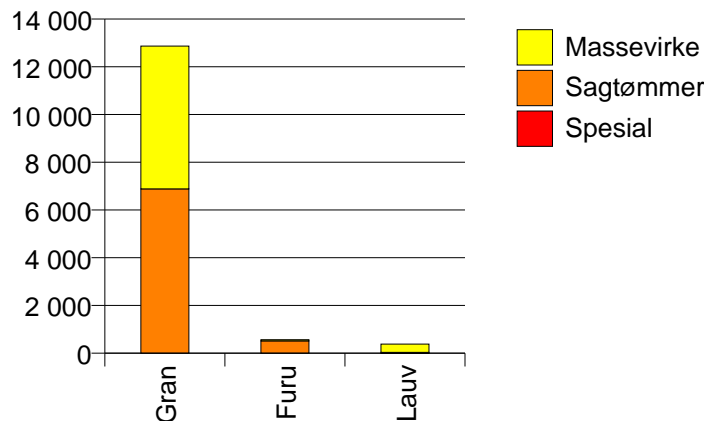


713 SANDE

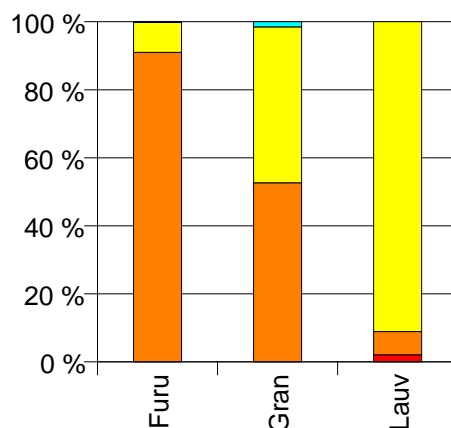
Volum 2002 (kbm)

	Spesial	Sagtømmer	Massevirke	Vrak	Sum:
Furu		515	50	1	566
Gran		6 883	5 987	199	13 069
Lauv	8	26	348		382
Sum:	8	7 424	6 385	200	14 017

Volum (kbm)



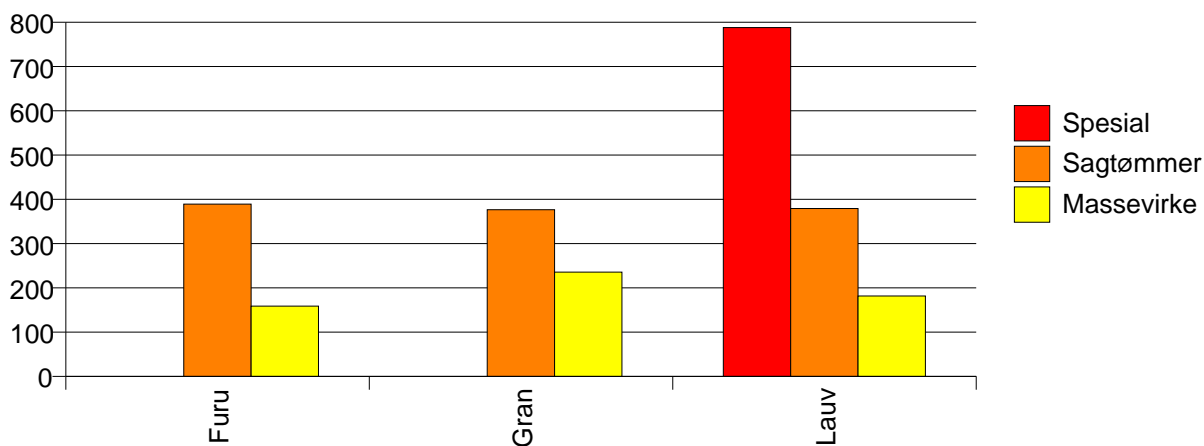
Volum (prosentfordelt)



Gjennomsnittspris 2002 (kr/kbm)

	Spesial	Sagtømmer	Massevirke	Vrak	Snitt
Furu		389	159	0	368
Gran		377	236	0	306
Lauv	788	379	182		208
Snitt	788	378	232	0	306

Gjennomsnittspris (kr/kbm)

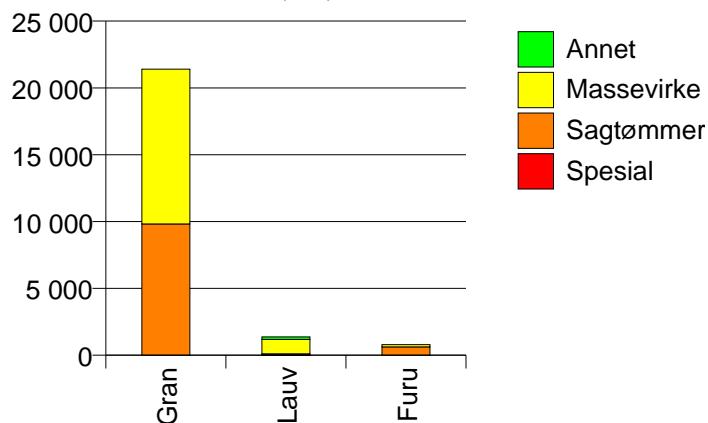


714 HOF

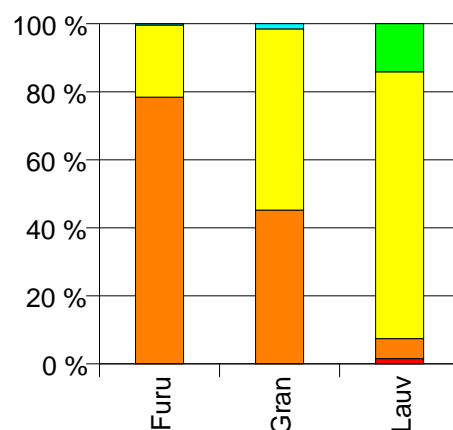
Volum 2002 (kbm)

	Spesial	Sagtømmer	Massevirke	Annet	Vrak	Sum:
Furu		625	169		3	797
Gran		9 822	11 577		328	21 727
Lauv	21	81	1 076	194		1 372
Sum:	21	10 528	12 822	194	331	23 896

Volum (kbm)



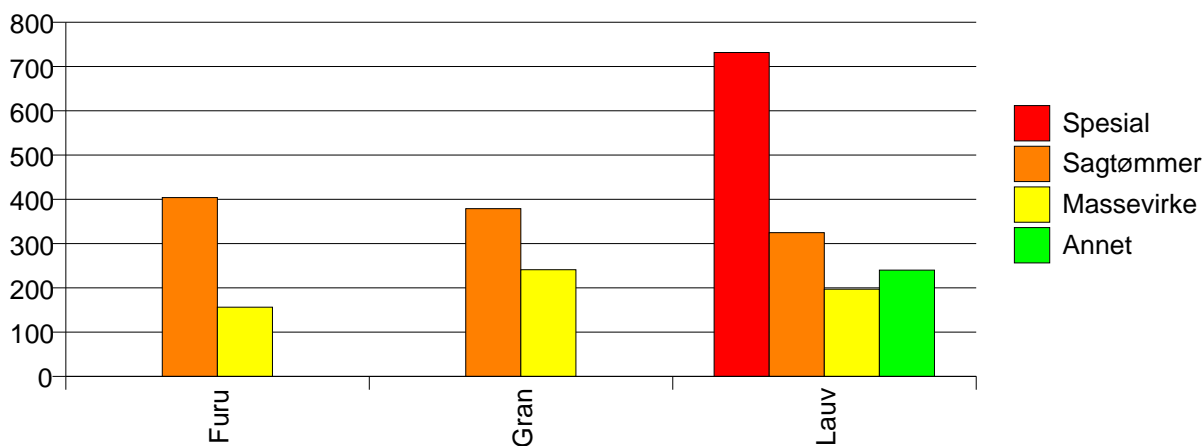
Volum (prosentfordelt)



Gjennomsnittspris 2002 (kr/kbm)

	Spesial	Sagtømmer	Massevirke	Annet	Vrak	Snitt
Furu		404	156		0	350
Gran		379	241		0	300
Lauv	732	325	197	240		219
Snitt	732	380	236	240	0	297

Gjennomsnittspris (kr/kbm)

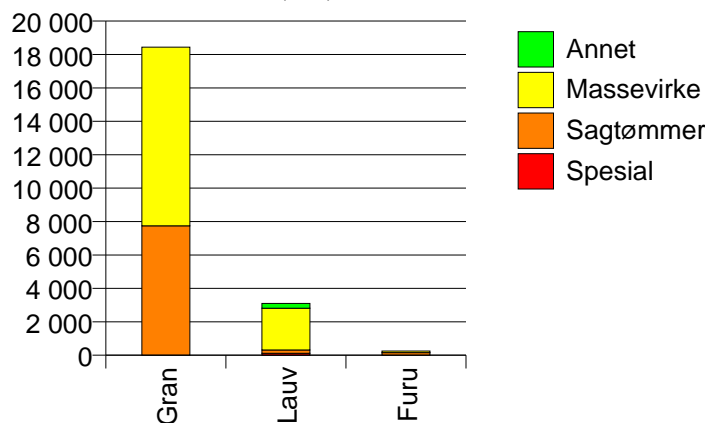


716 RE

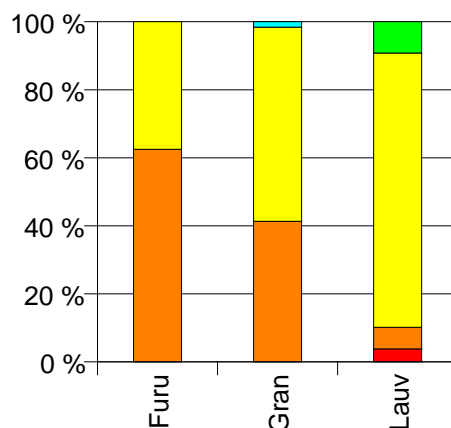
Volum 2002 (kbm)

	Spesial	Sagtømmer	Massevirke	Annet	Vrak	Sum:
Furu	0	155	93			248
Gran		7 746	10 697		301	18 744
Lauv	119	196	2 501	285		3 101
Sum:	119	8 097	13 291	285	301	22 093

Volum (kbm)



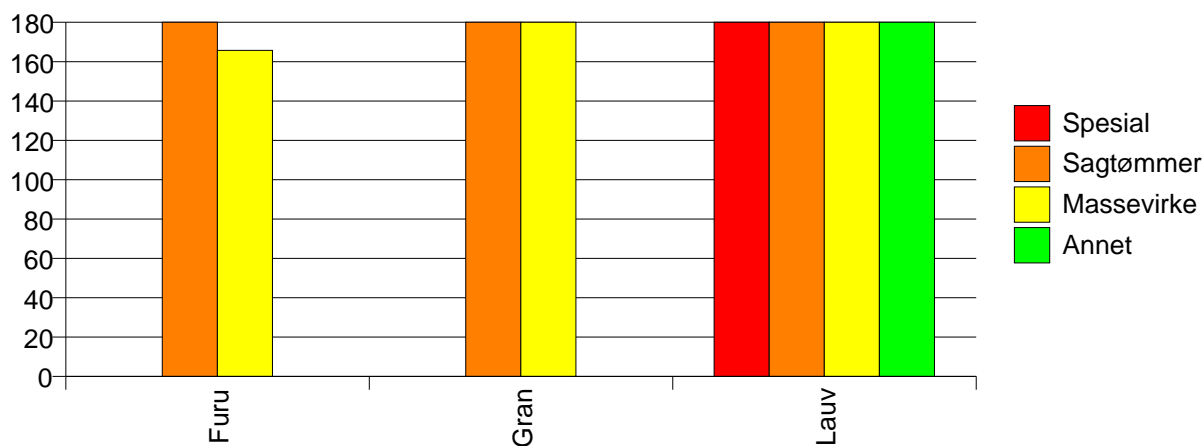
Volum (prosentfordelt)



Gjennomsnittspris 2002 (kr/kbm)

	Spesial	Sagtømmer	Massevirke	Annet	Vrak	Snitt
Furu	#DIV/0	401	166			313
Gran		383	238		4	294
Lauv	777	388	195	228		232
Snitt	778	383	229	228	4	285

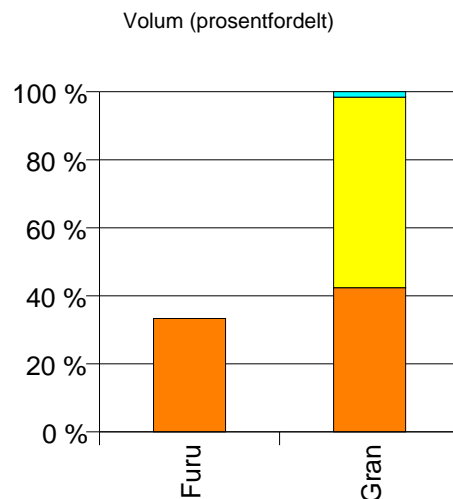
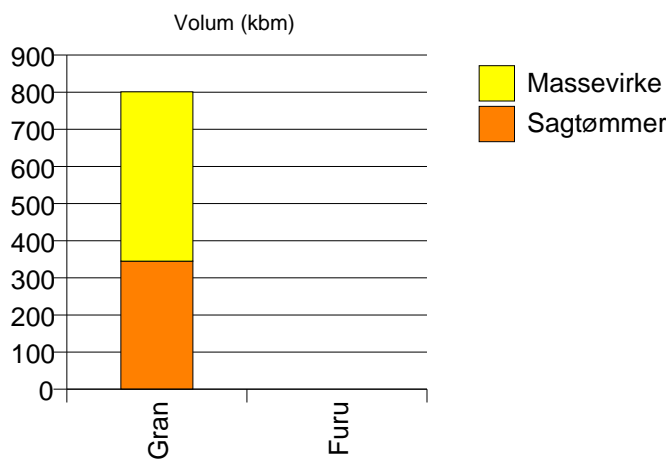
Gjennomsnittspris (kr/kbm)



718 RAMNES t.

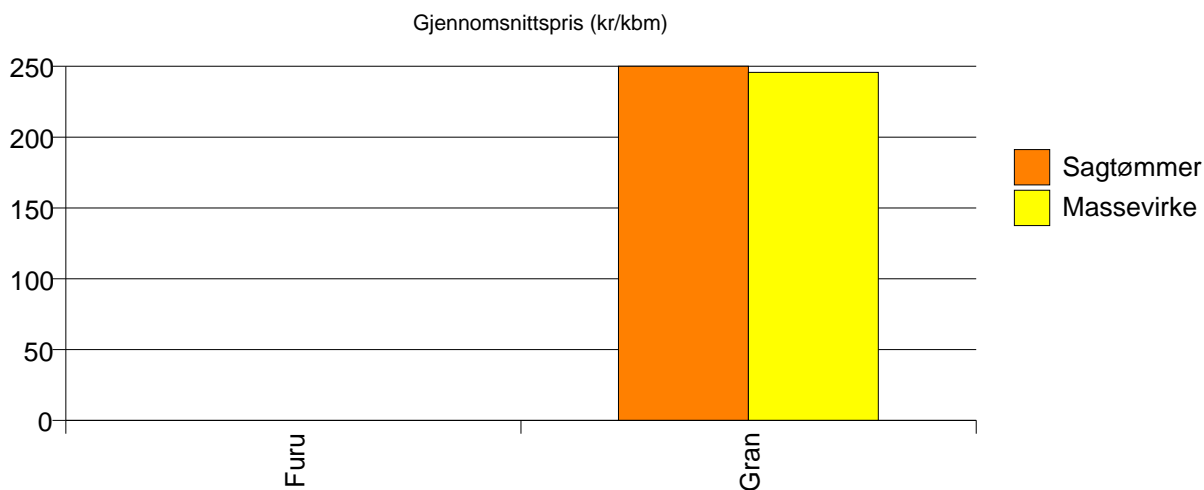
Volum 2002 (kbm)

	Sagtømmer	Massevirke	Vrak	Sum:
Furu	0			0
Gran	345	456	13	814
Sum:	345	456	13	814



Gjennomsnittspris 2002 (kr/kbm)

	Sagtømmer	Massevirke	Vrak	Snitt
Furu	#DIV/0			#DIV/0
Gran	389	246	0	303
Snitt	389	246	0	303

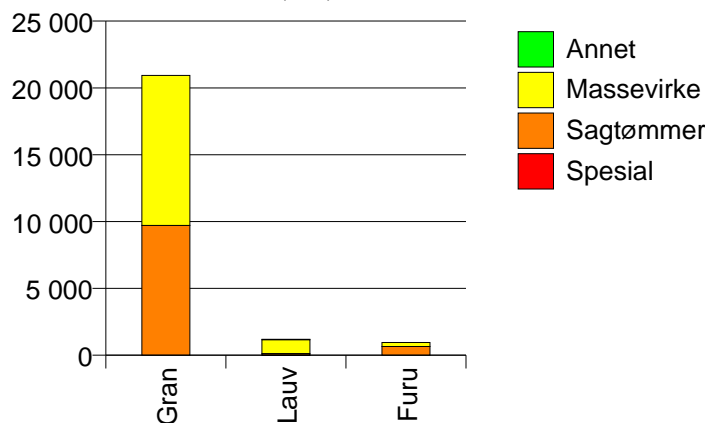


719 ANDEBU

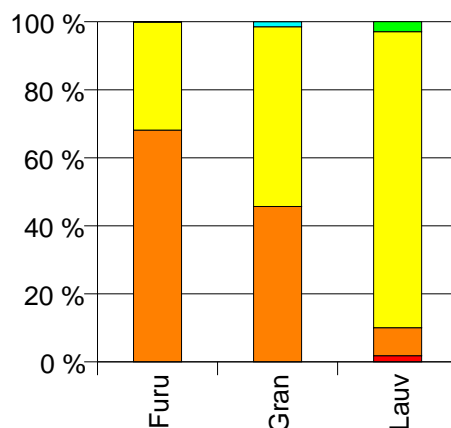
Volum 2002 (kbm)

	Spesial	Sagtømmer	Massevirke	Annet	Vrak	Sum:
Furu		650	303		1	954
Gran		9 708	11 226		316	21 250
Lauv	22	98	1 040	35		1 195
Sum:	22	10 456	12 569	35	317	23 399

Volum (kbm)



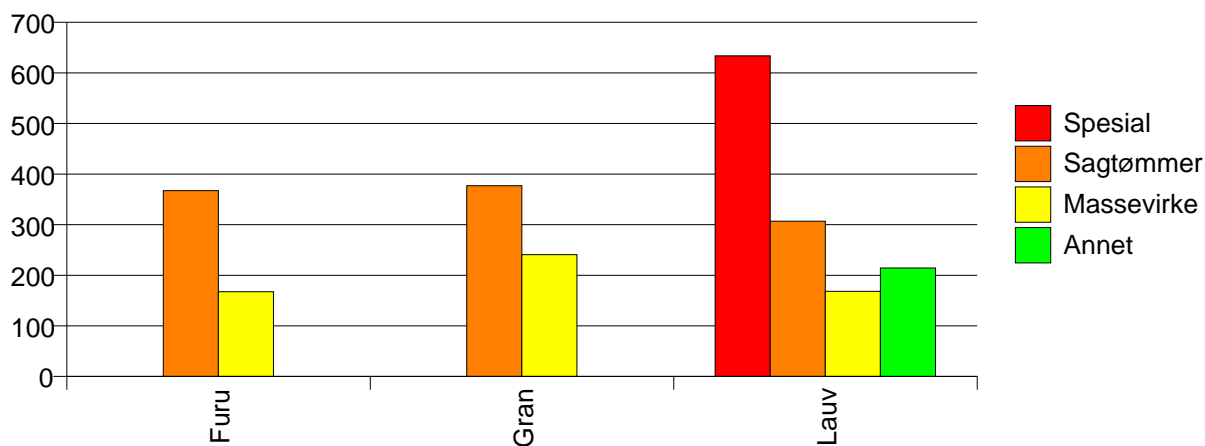
Volum (prosentfordelt)



Gjennomsnittspris 2002 (kr/kbm)

	Spesial	Sagtømmer	Massevirke	Annet	Vrak	Snitt
Furu		367	167		0	303
Gran		377	241		0	299
Lauv	634	307	168	214		190
Snitt	634	376	233	214	0	294

Gjennomsnittspris (kr/kbm)

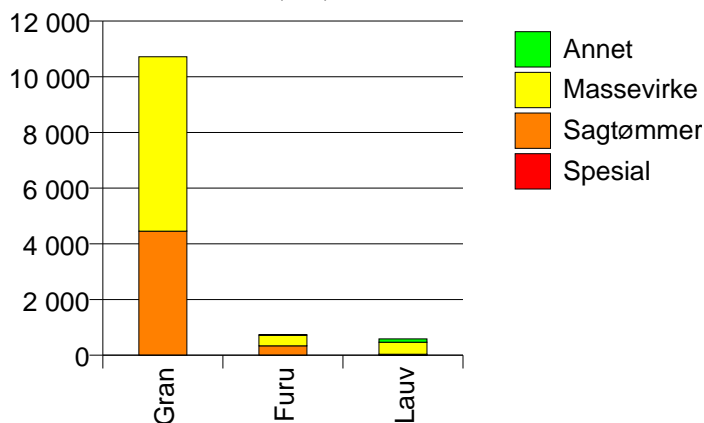


720 STOKKE

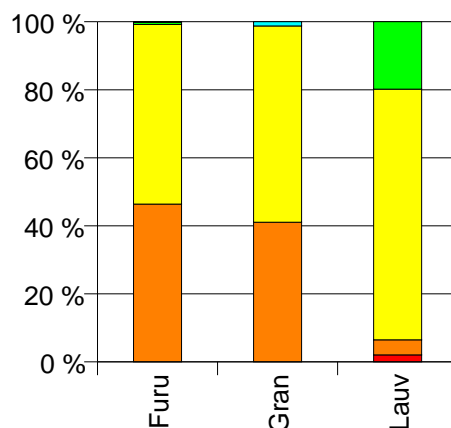
Volum 2002 (kbm)

	Spesial	Sagtømmer	Massevirke	Annet	Vrak	Sum:
Furu		339	386	5	1	731
Gran		4 456	6 262		136	10 854
Lauv	12	26	431	116		585
Sum:	12	4 821	7 079	121	137	12 170

Volum (kbm)



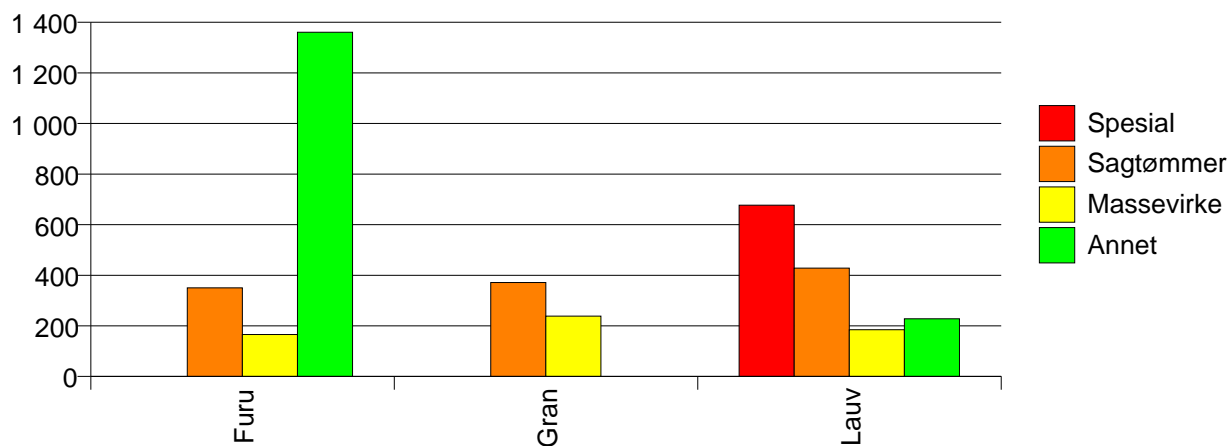
Volum (prosentfordelt)



Gjennomsnittspris 2002 (kr/kbm)

	Spesial	Sagtømmer	Massevirke	Annet	Vrak	Snitt
Furu		350	166	1 361	0	259
Gran		371	239		0	290
Lauv	677	428	185	228		214
Snitt	677	370	231	275	0	285

Gjennomsnittspris (kr/kbm)

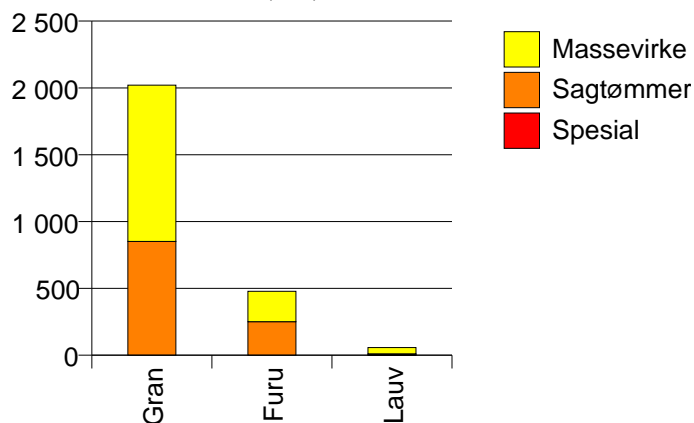


722 NØTTERØY

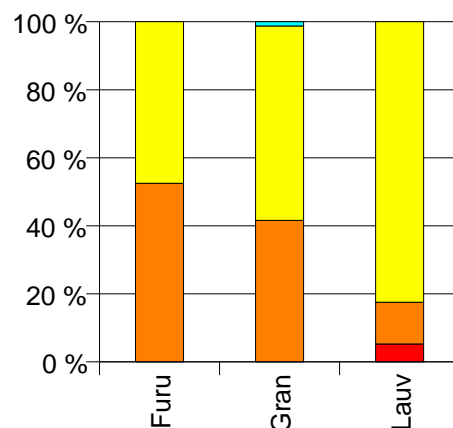
Volum 2002 (kbm)

	Spesial	Sagtømmer	Massevirke	Vrak	Sum:
Furu		251	227		478
Gran		851	1 170	25	2 046
Lauv	3	7	47		57
Sum:	3	1 109	1 444	25	2 581

Volum (kbm)



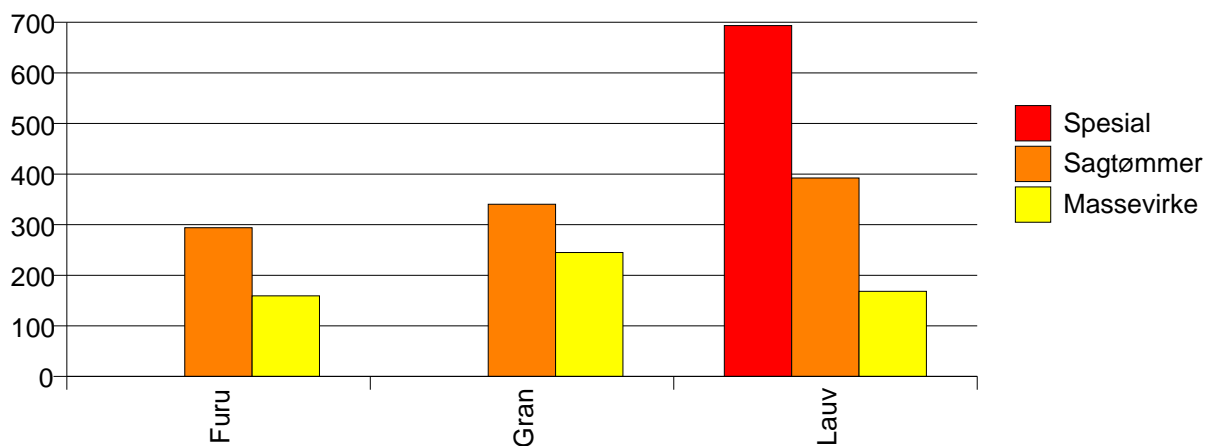
Volum (prosentfordelt)



Gjennomsnittspris 2002 (kr/kbm)

	Spesial	Sagtømmer	Massevirke	Vrak	Snitt
Furu		294	159		230
Gran		340	245	2	282
Lauv	694	392	168		224
Snitt	694	330	229	2	271

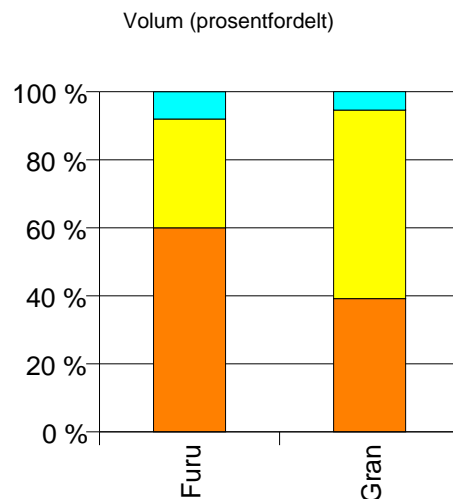
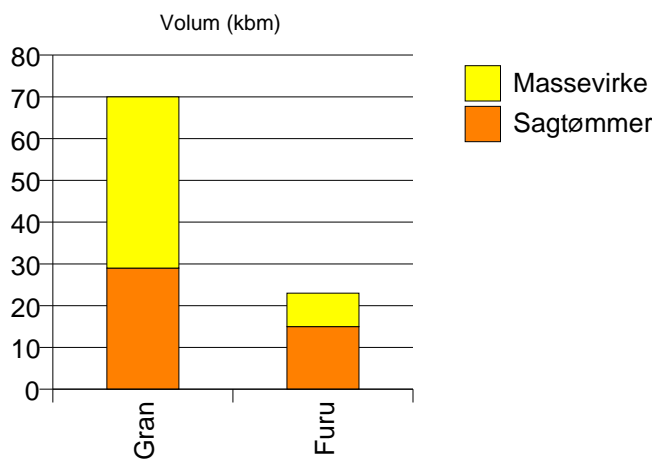
Gjennomsnittspris (kr/kbm)



723 TJØME

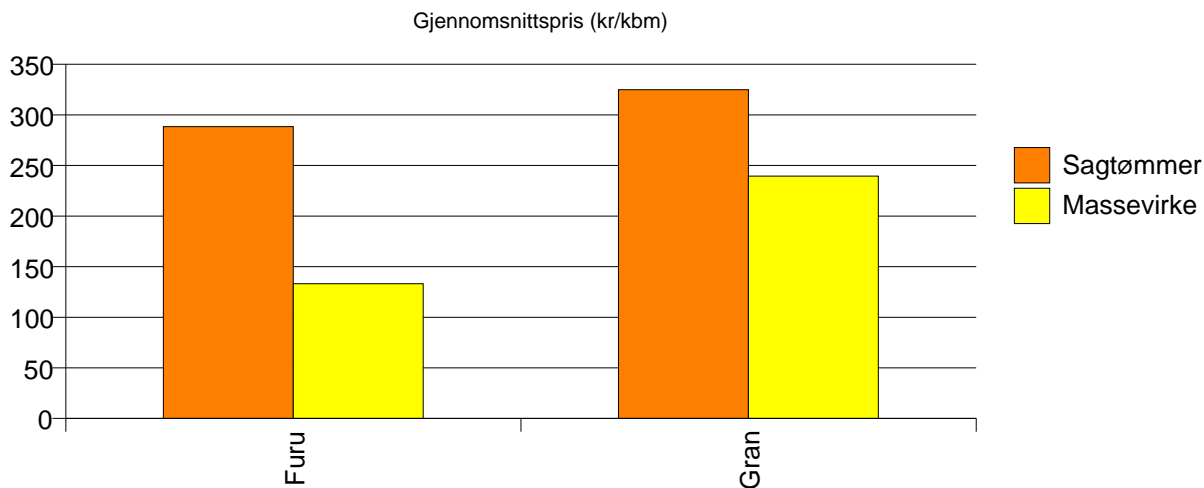
Volum 2002 (kbm)

	Sagtømmer	Massevirke	Vrak	Sum:
Furu	15	8	2	25
Gran	29	41	4	74
Sum:	44	49	6	99



Gjennomsnittspris 2002 (kr/kbm)

	Sagtømmer	Massevirke	Vrak	Snitt
Furu	288	133	0	216
Gran	325	240	0	260
Snitt	312	222	0	249

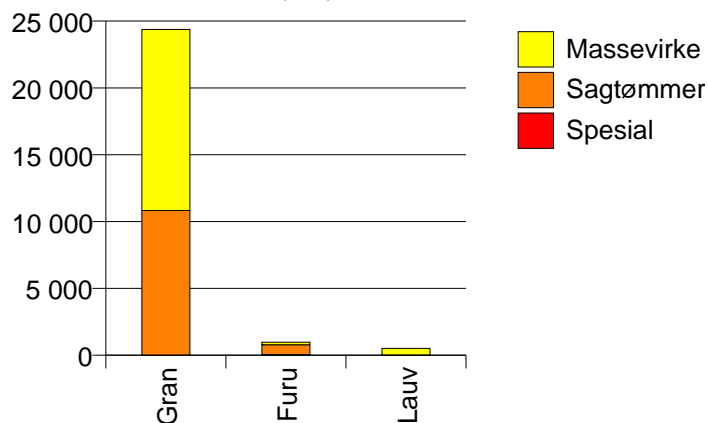


728 LARDAL

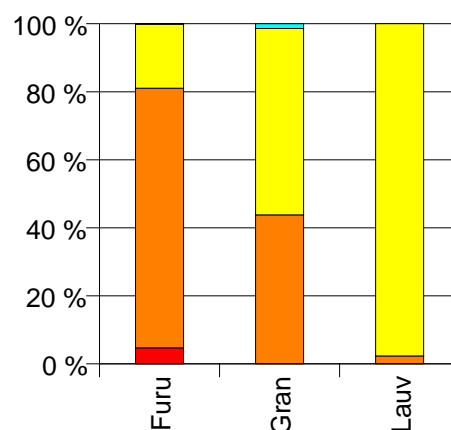
Volum 2002 (kbm)

	Spesial	Sagtømmer	Massevirke	Vrak	Sum:
Furu	46	740	183	1	970
Gran		10 826	13 546	347	24 719
Lauv	0	12	502		514
Sum:	46	11 578	14 231	348	26 203

Volum (kbm)



Volum (prosentfordelt)



Gjennomsnittspris 2002 (kr/kbm)

	Spesial	Sagtømmer	Massevirke	Vrak	Snitt
Furu	736	363	158	0	342
Gran		377	244	1	299
Lauv	#DIV/0	368	164		169
Snitt	738	376	241	1	298

Gjennomsnittspris (kr/kbm)

