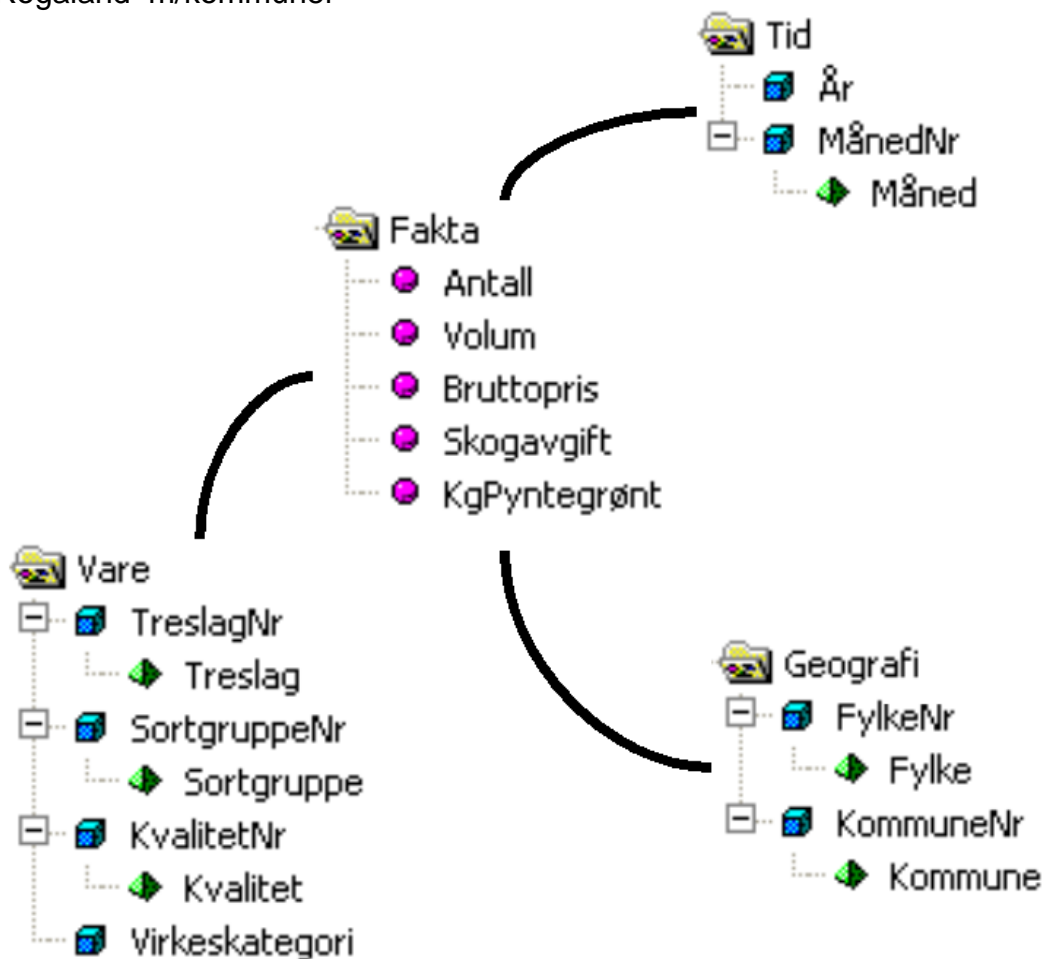




Virkestatistikk fra SKOG-DATA AS

Rogaland m/kommuner



Dataene i rapporten er hentet fra databasen som inneholder virkesdata med tilhørende innbetalinger av skogavgift. Rapporten er laget med Business Objects, som er sluttbrukerverktøyet i Skog-Data sine nye datavarehus-løsninger. Business Objects er ett meget sterkt rapportverktøy som kan presentere store mengder data effektivt.

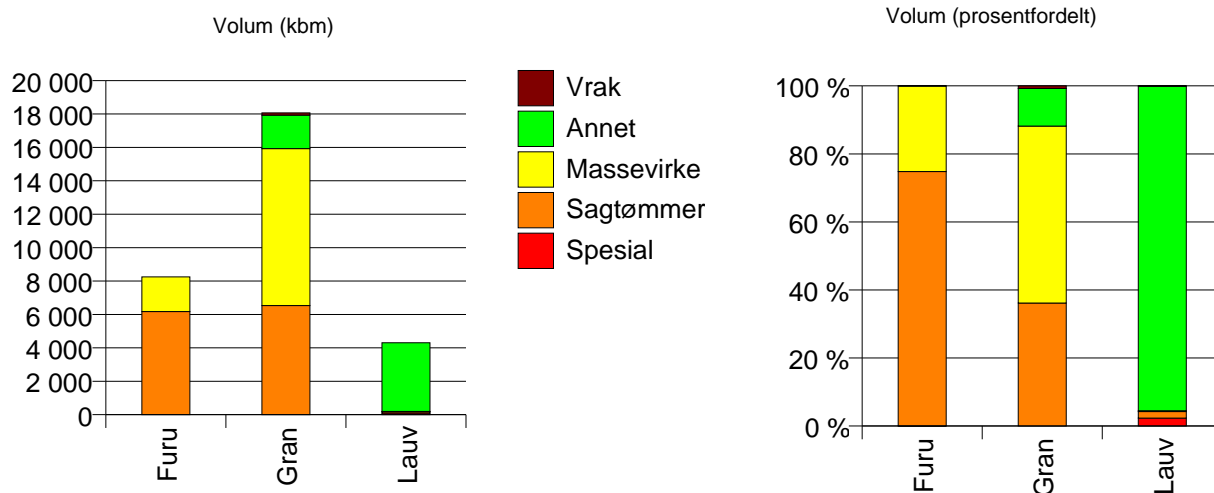
Rapportene kan lastes ned fra www.skogdata.no/statistikk

For mer informasjon, kontakt: alexanderh@skogdata.no

Rogaland

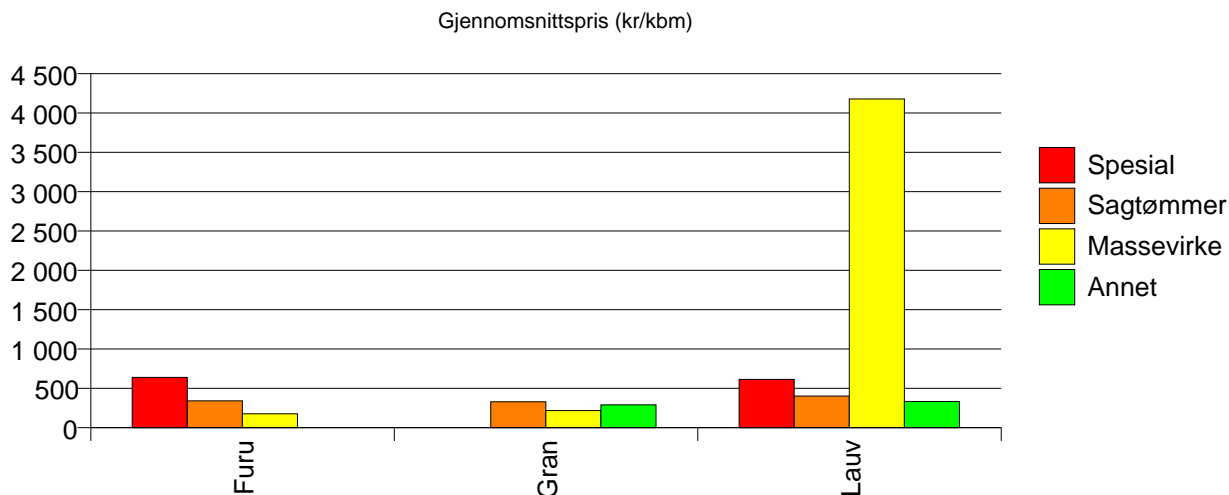
Volum 2002 (kbm)

	Spesial	Sagtømmer	Massevirke	Annet	Vrak	Sum:
Furu	5	6 166	2 075		3	8 249
Gran		6 531	9 396	1 999	137	18 063
Lauv	101	82	10	4 113	2	4 308
Sum:	106	12 779	11 481	6 112	142	30 620



Gjennomsnittspris 2002 (kr/kbm)

	Spesial	Sagtømmer	Massevirke	Annet	Vrak	Snitt
Furu	640	341	177		0	300
Gran		329	218	291	0	264
Lauv	615	402	4 178	334	0	350
Snitt	616	335	214	320	0	286

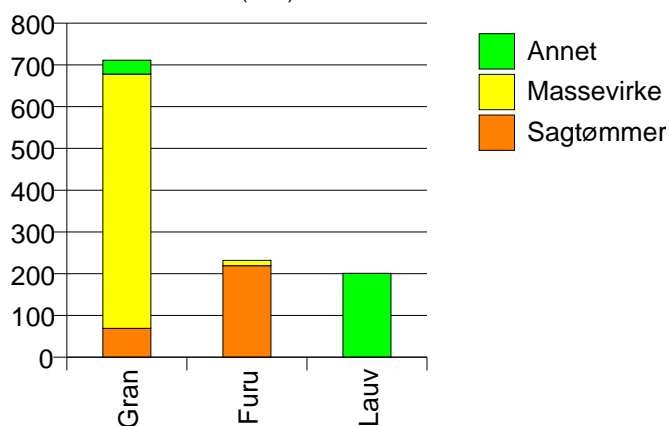


1101 EIGERSUND

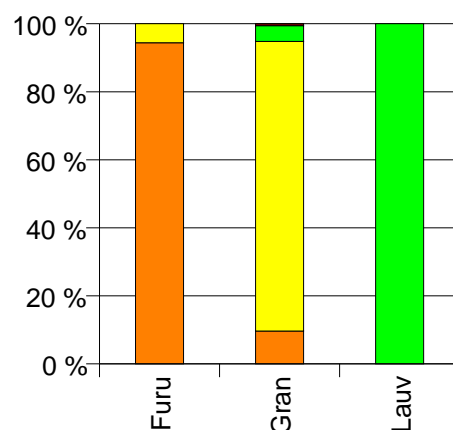
Volum 2002 (kbm)

	Sagtømmer	Massevirke	Annet	Vrak	Sum:
Furu	219	13			232
Gran	69	609	33	4	715
Lauv		0	201		201
Sum:	288	622	234	4	1 148

Volum (kbm)



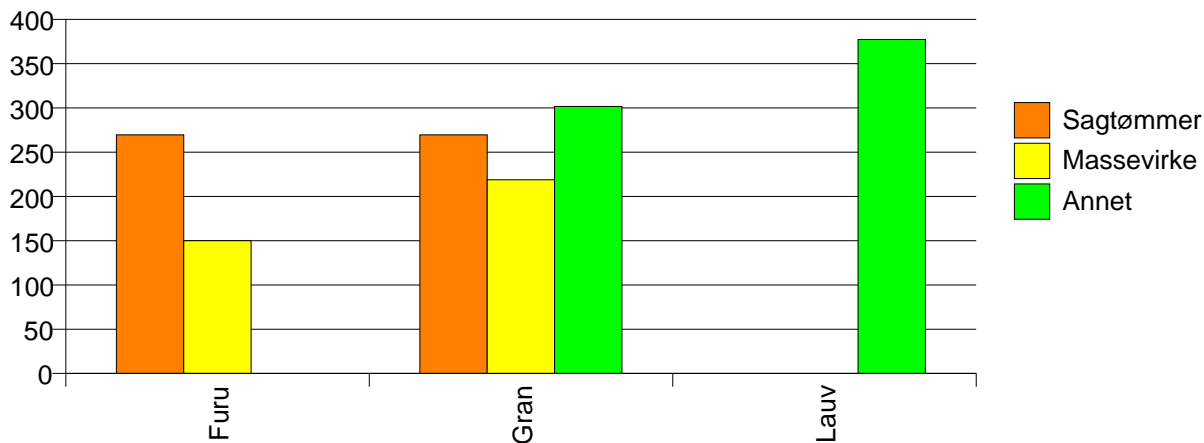
Volum (prosentfordelt)



Gjennomsnittspris 2002 (kr/kbm)

	Sagtømmer	Massevirke	Annet	Vrak	Snitt
Furu	270	150			263
Gran	269	219	302	0	226
Lauv		#DIV/0	377		568
Snitt	270	279	366	0	294

Gjennomsnittspris (kr/kbm)



1102 SANDNES

Volum 2002 (kbm)

Sum:

Sum:

Volum (kbm)

Volum (prosentfordelt)

Snitt

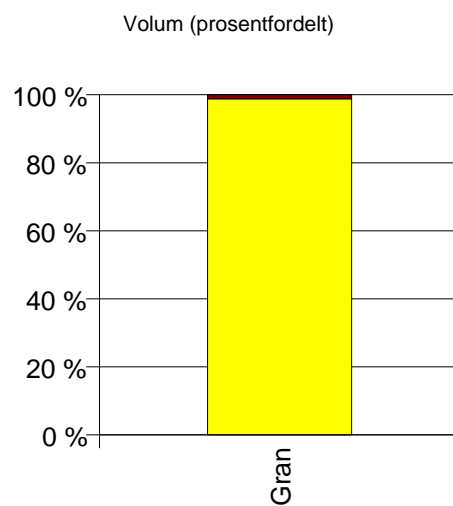
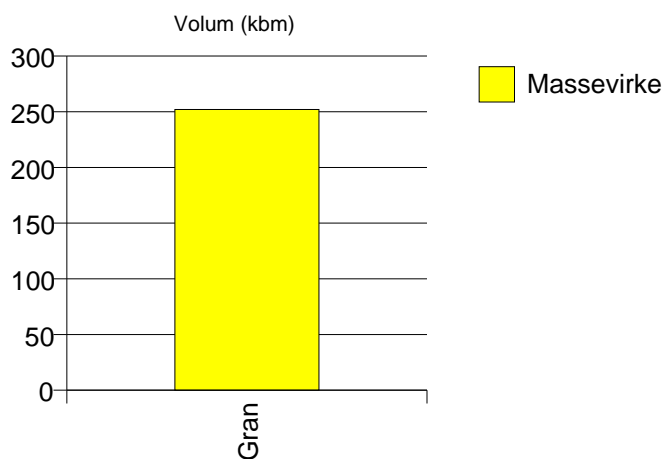
Gjennomsnittspris 2002 (kr/kbm)

Gjennomsnittspris (kr/kbm)

1106 HAUGESUND

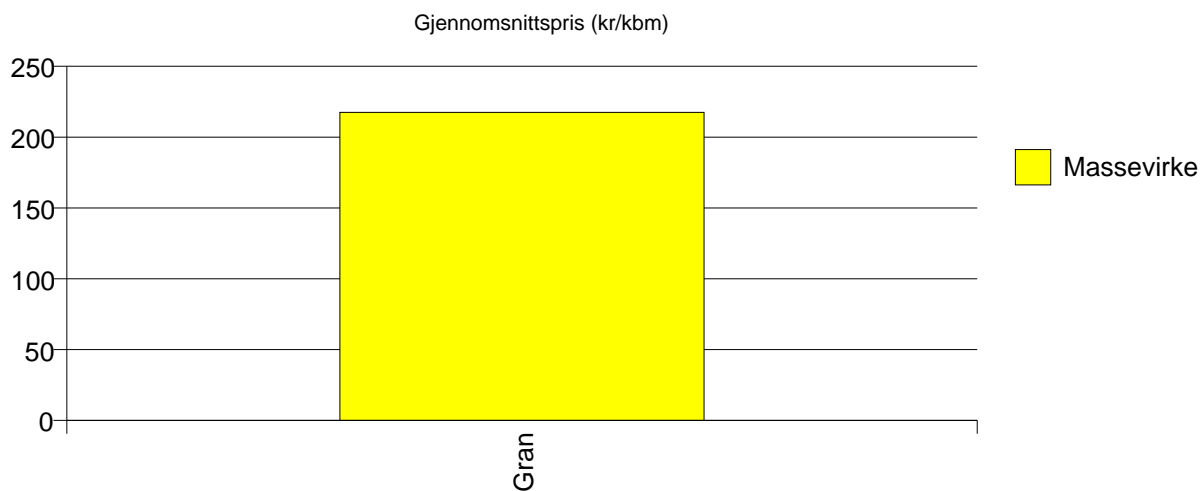
Volum 2002 (kbm)

	Massevirke	Vrak	Sum:
Gran	252	3	255
Sum:	252	3	255



Gjennomsnittspris 2002 (kr/kbm)

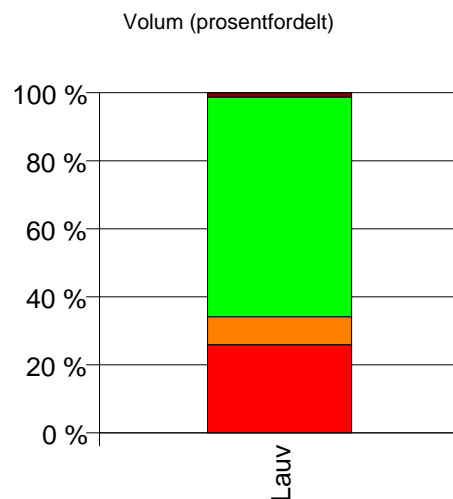
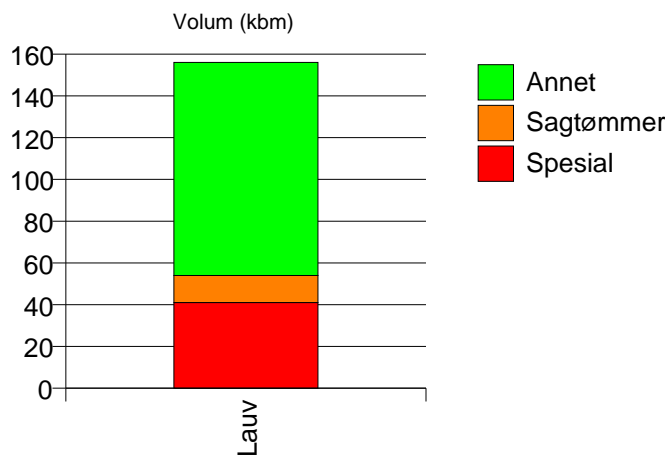
Gran	217	0	215
Snitt	217	0	215



1111 SOKNDAL

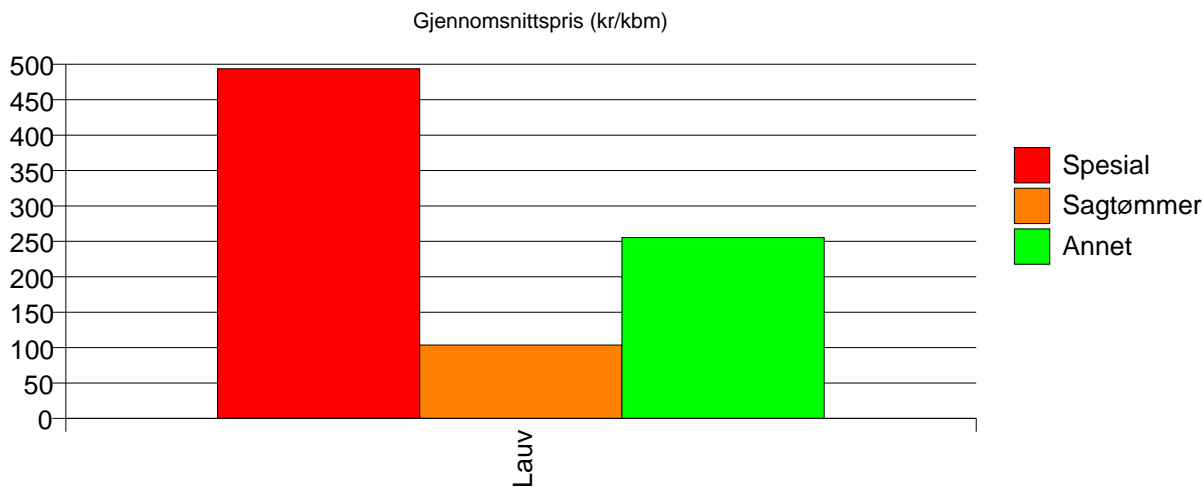
Volum 2002 (kbm)

	Spesial	Sagtømmer	Annet	Vrak	Sum:
Lauv	41	13	102	2	158
Sum:	41	13	102	2	158



Gjennomsnittspris 2002 (kr/kbm)

Lauv	494	104	255	0	302
Snitt	494	104	255	0	302

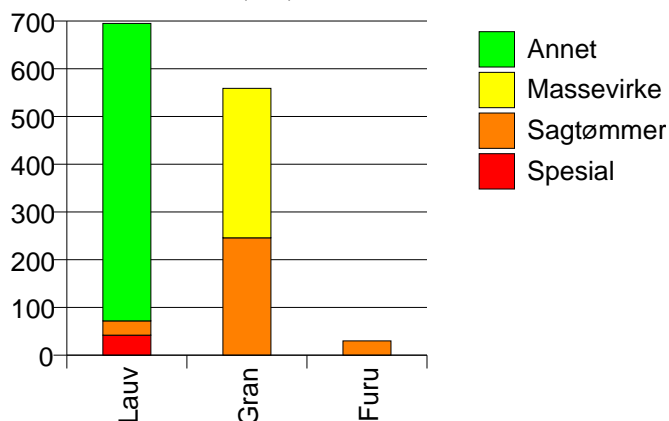


1112 LUND

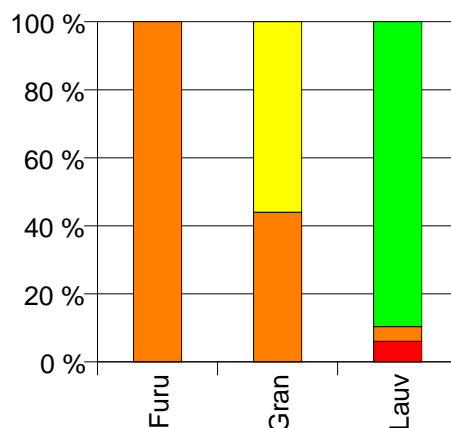
Volum 2002 (kbm)

	Spesial	Sagtømmer	Massevirke	Annet	Sum:
Furu		30			30
Gran		246	313		559
Lauv	42	30		623	695
Sum:	42	306	313	623	1 284

Volum (kbm)



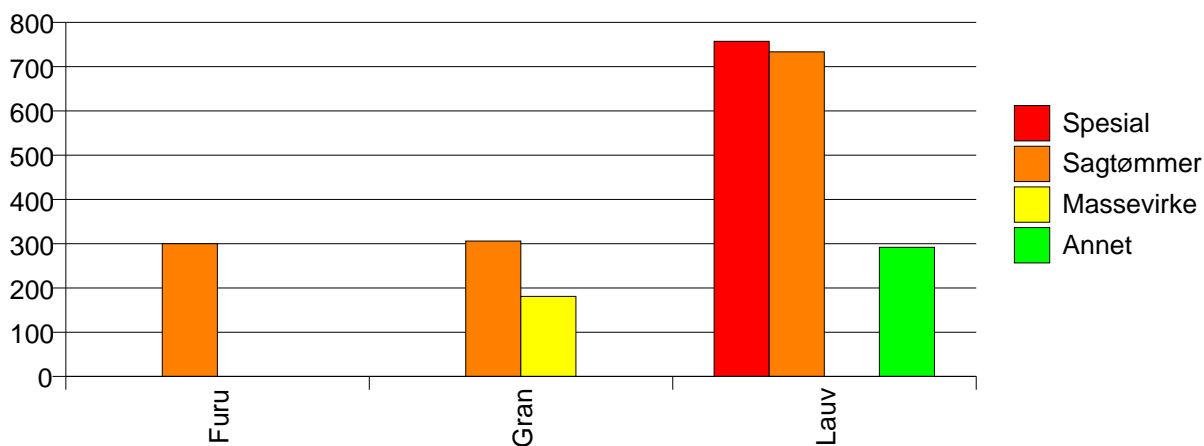
Volum (prosentfordelt)



Gjennomsnittspris 2002 (kr/kbm)

	Spesial	Sagtømmer	Massevirke	Annet	Snitt
Furu		300			300
Gran		306	181		236
Lauv	757	733		292	339
Snitt	757	347	181	292	293

Gjennomsnittspris (kr/kbm)

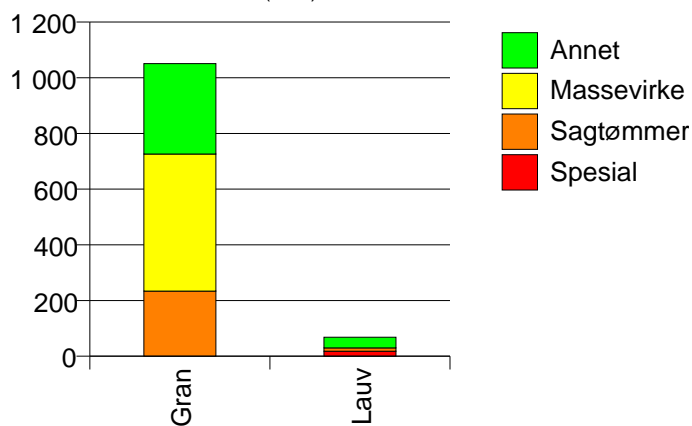


1114 BJERKREIM

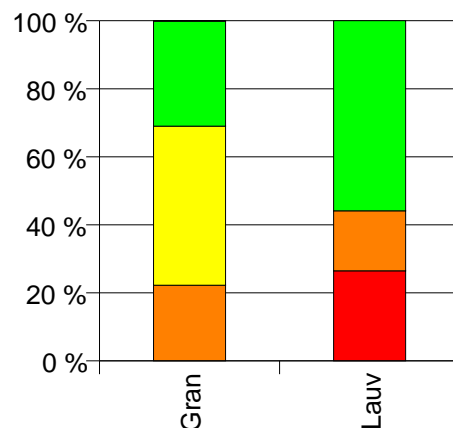
Volum 2002 (kbm)

	Spesial	Sagtømmer	Massevirke	Annet	Vrak	Sum:
Gran		234	492	325	1	1 052
Lauv	18	12		38		68
Sum:	18	246	492	363	1	1 120

Volum (kbm)



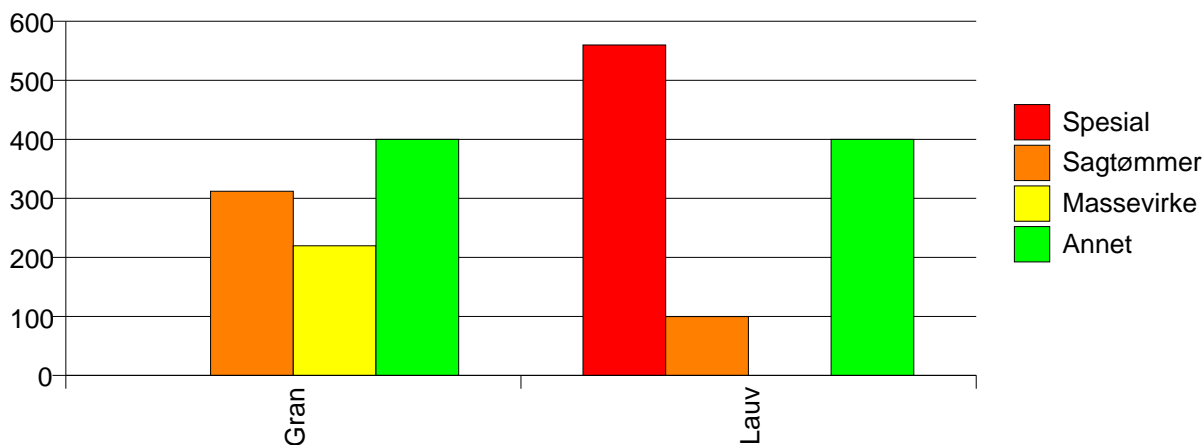
Volum (prosentfordelt)



Gjennomsnittspris 2002 (kr/kbm)

	Spesial	Sagtømmer	Massevirke	Annet	Vrak	Snitt
Gran		312	220	400	0	296
Lauv	560	100		400		389
Snitt	560	302	220	400	0	301

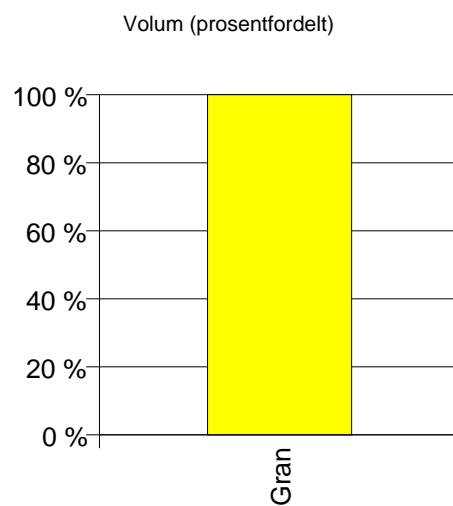
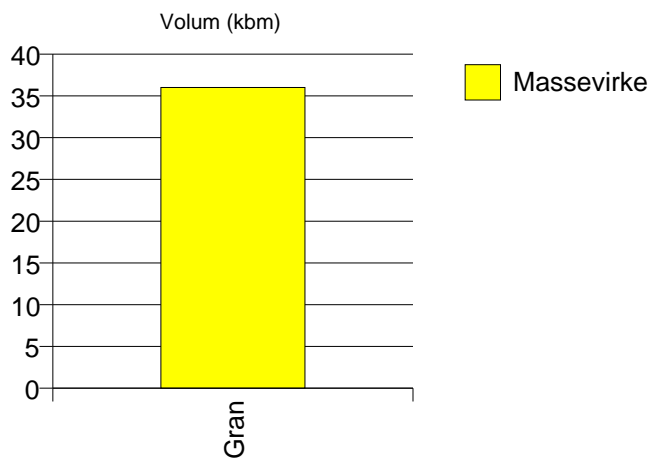
Gjennomsnittspris (kr/kbm)



1119 HÅ

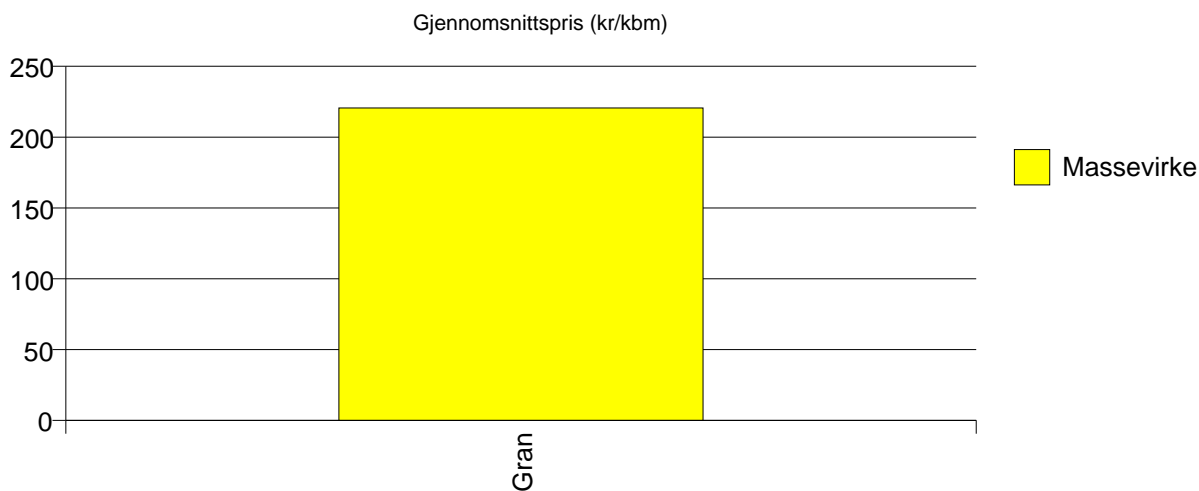
Volum 2002 (kbm)

	Massevirke	Sum:
Gran	36	36
Sum:	36	36



Gjennomsnittspris 2002 (kr/kbm)

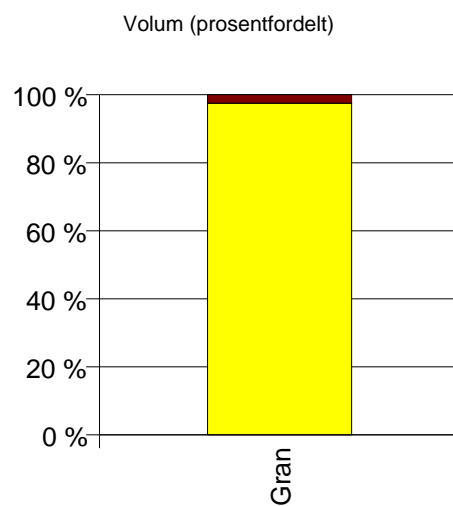
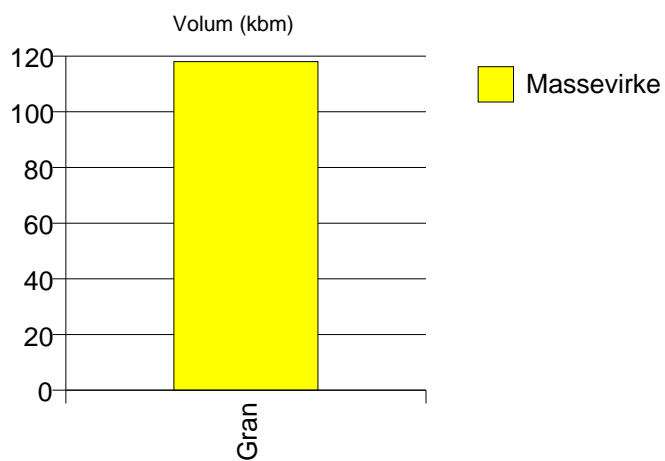
Gran	221	221
Snitt	221	221



1120 KLEPP

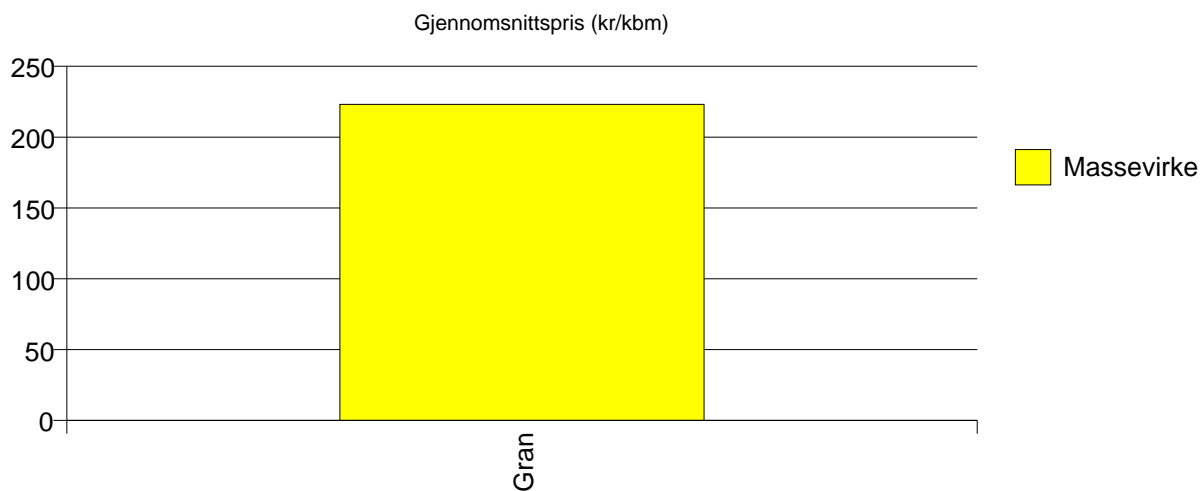
Volum 2002 (kbm)

	Massevirke	Vrak	Sum:
Gran	118	3	121
Sum:	118	3	121



Gjennomsnittspris 2002 (kr/kbm)

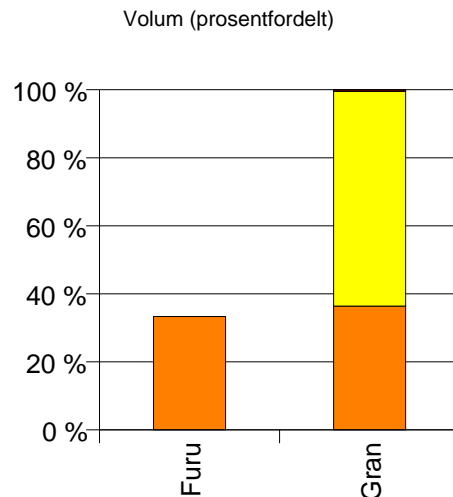
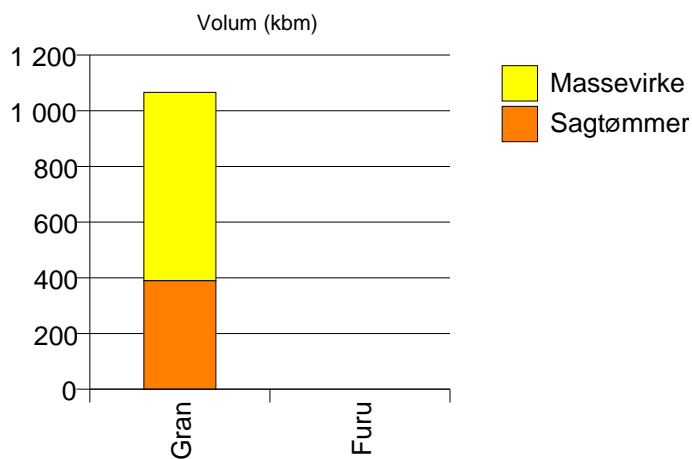
Gran	223	0	218
Snitt	223	0	218



1121 TIME

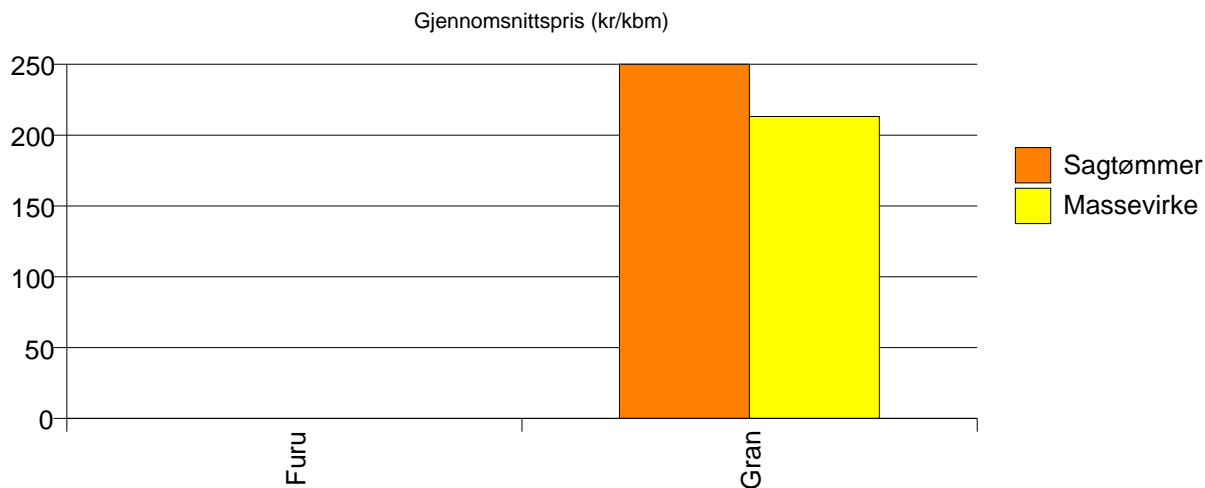
Volum 2002 (kbm)

	Sagtømmer	Massevirke	Vrak	Sum:
Furu	0			0
Gran	390	676	5	1 071
Sum:	390	676	5	1 071



Gjennomsnittspris 2002 (kr/kbm)

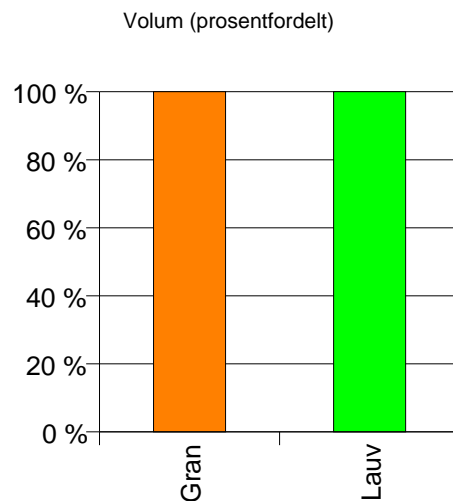
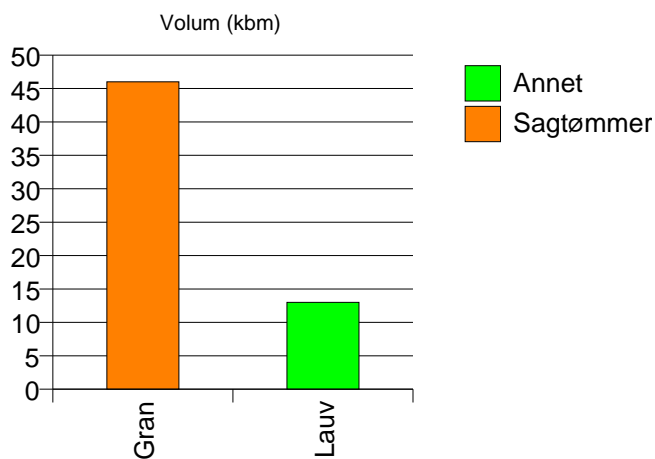
	Sagtømmer	Massevirke	Vrak	Snitt
Furu	#DIV/0			#DIV/0
Gran	337	213	0	257
Snitt	337	213	0	257



1129 FORSAND

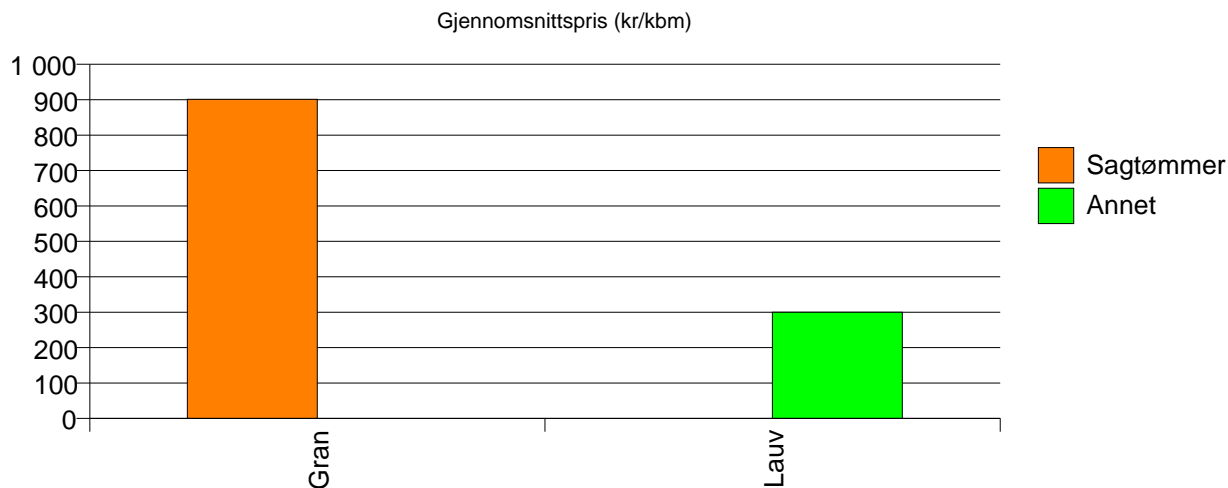
Volum 2002 (kbm)

	Sagtømmer	Annet	Sum:
Gran	46		46
Lauv		13	13
Sum:	46	13	59



Gjennomsnittspris 2002 (kr/kbm)

	Sagtømmer	Annet	Snitt
Gran	901		901
Lauv		300	300
Snitt	901	300	769

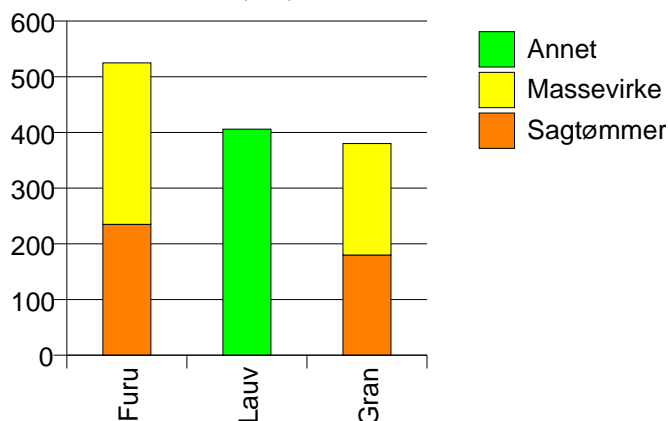


1130 STRAND

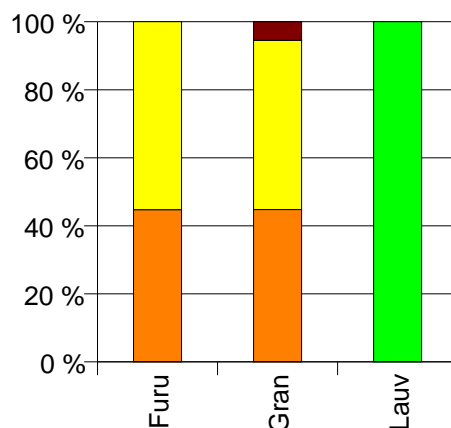
Volum 2002 (kbm)

	Sagtømmer	Massevirke	Annet	Vrak	Sum:
Furu	235	290			525
Gran	180	200		22	402
Lauv			406		406
Sum:	415	490	406	22	1 333

Volum (kbm)



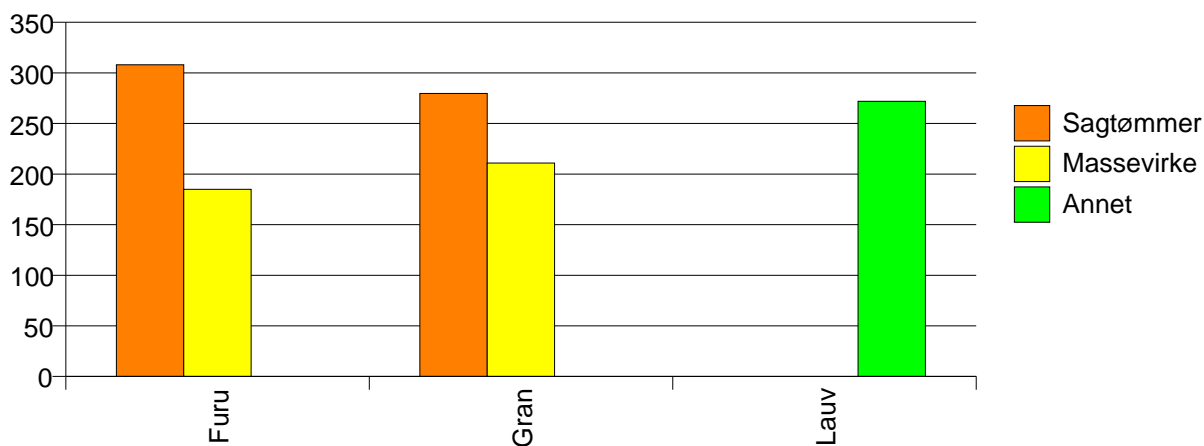
Volum (prosentfordelt)



Gjennomsnittspris 2002 (kr/kbm)

	Sagtømmer	Massevirke	Annet	Vrak	Snitt
Furu	308	185			240
Gran	280	211		0	230
Lauv			272		272
Snitt	296	196	272	0	247

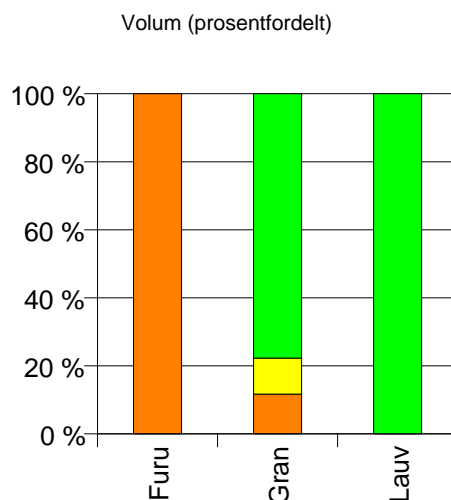
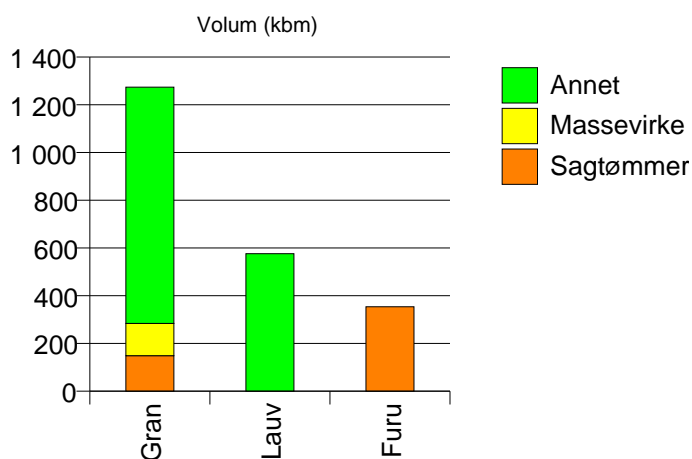
Gjennomsnittspris (kr/kbm)



1133 HJELMELAND

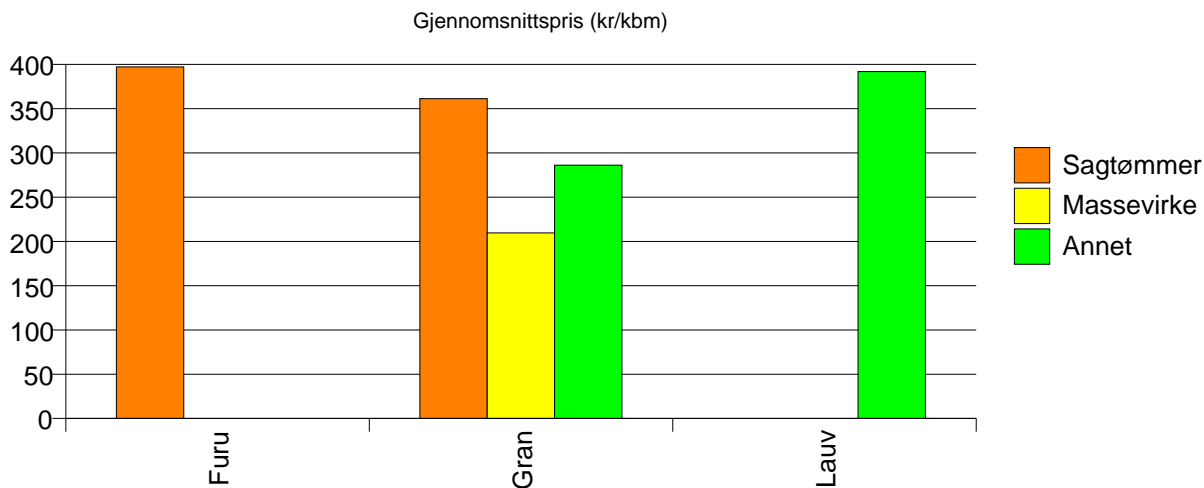
Volum 2002 (kbm)

	Sagtømmer	Massevirke	Annet	Sum:
Furu	354			354
Gran	149	135	990	1 274
Lauv			576	576
Sum:	503	135	1 566	2 204



Gjennomsnittspris 2002 (kr/kbm)

	Sagtømmer	Massevirke	Annet	Snitt
Furu	397			397
Gran	361	210	286	287
Lauv			392	392
Snitt	386	210	325	332

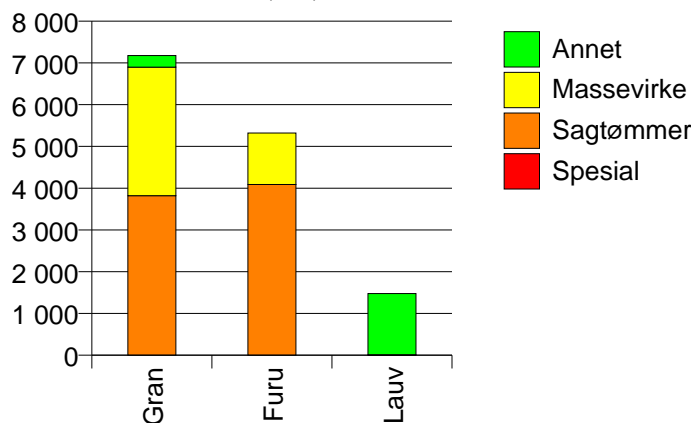


1134 SULDAL

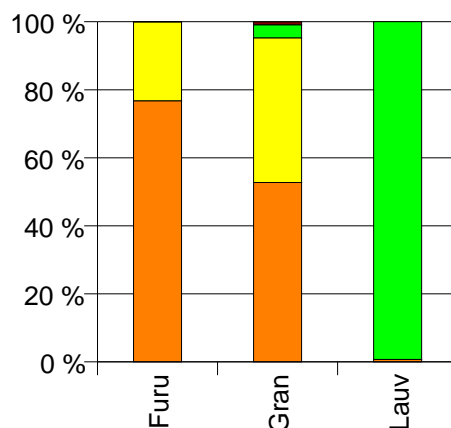
Volum 2002 (kbm)

	Spesial	Sagtømmer	Massevirke	Annet	Vrak	Sum:
Furu	1	4 086	1 234		2	5 323
Gran		3 819	3 078	278	65	7 240
Lauv		11		1 466		1 477
Sum:	1	7 916	4 312	1 744	67	14 040

Volum (kbm)



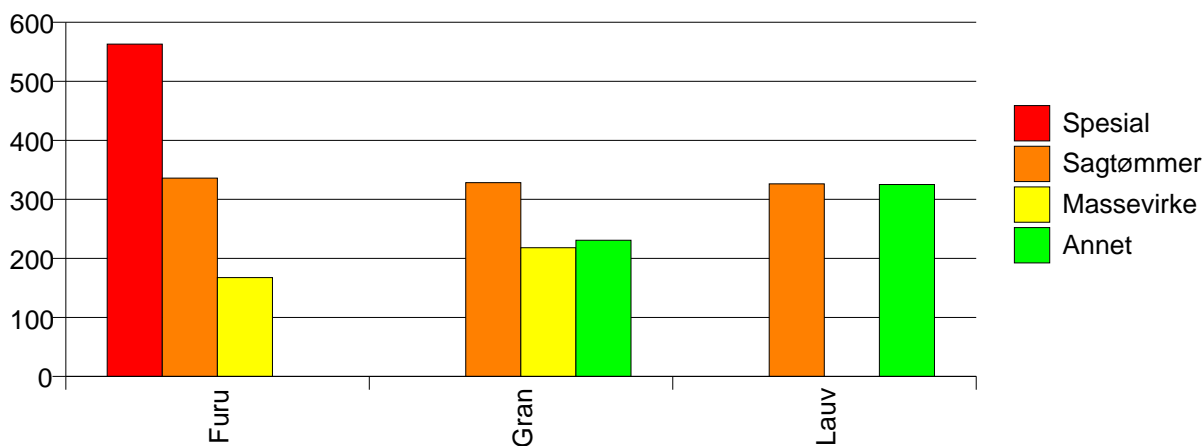
Volum (prosentfordelt)



Gjennomsnittspris 2002 (kr/kbm)

	Spesial	Sagtømmer	Massevirke	Annet	Vrak	Snitt
Furu	563	336	168		0	297
Gran		328	218	231	0	275
Lauv		326		325		325
Snitt	563	332	204	310	0	289

Gjennomsnittspris (kr/kbm)

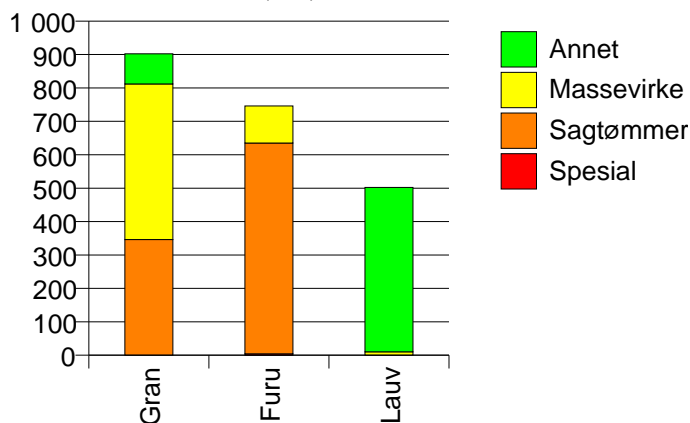


1135 SAUDA

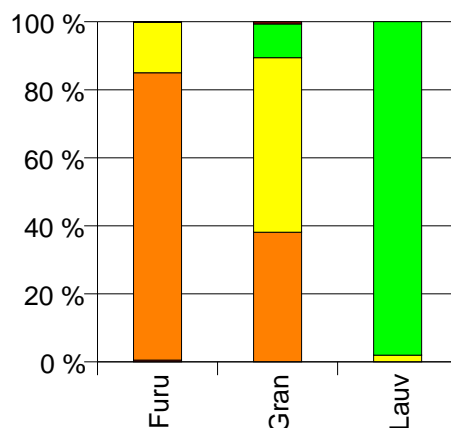
Volum 2002 (kbm)

	Spesial	Sagtømmer	Massevirke	Annet	Vrak	Sum:
Furu	4	631	111		1	747
Gran		346	466	90	6	908
Lauv			10	492		502
Sum:	4	977	587	582	7	2 157

Volum (kbm)



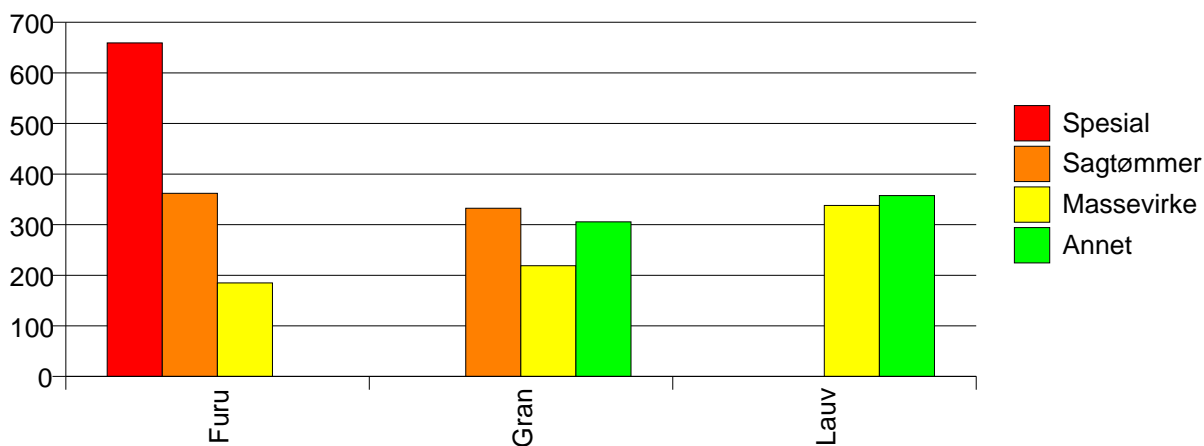
Volum (prosentfordelt)



Gjennomsnittspris 2002 (kr/kbm)

	Spesial	Sagtømmer	Massevirke	Annet	Vrak	Snitt
Furu	659	362	185		0	337
Gran		333	219	306	0	269
Lauv			338	357		357
Snitt	659	352	215	349	0	313

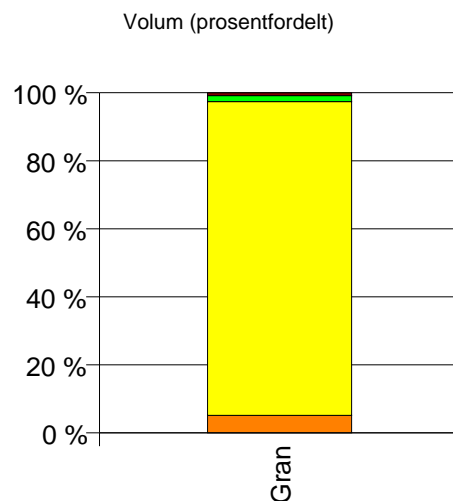
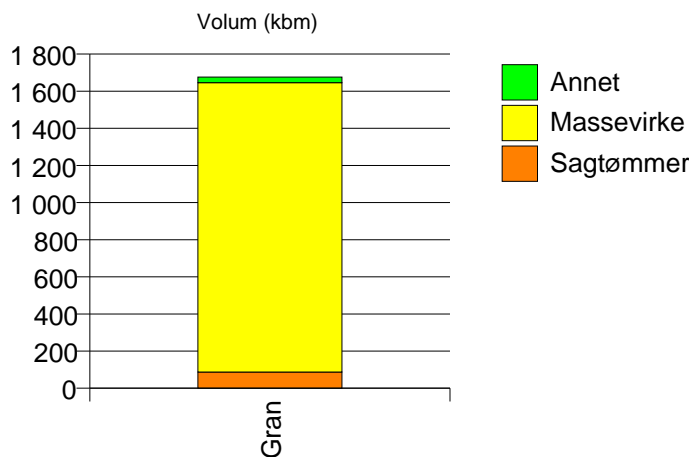
Gjennomsnittspris (kr/kbm)



1141 FINNØY

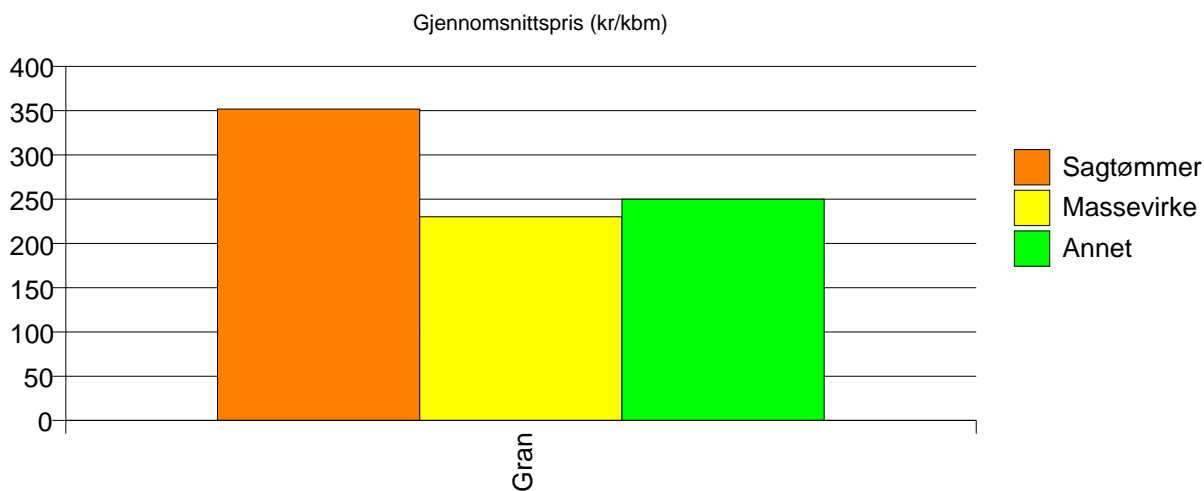
Volum 2002 (kbm)

	Sagtømmer	Massevirke	Annet	Vrak	Sum:
Gran	87	1 559	30	14	1 690
Sum:	87	1 559	30	14	1 690



Gjennomsnittspris 2002 (kr/kbm)

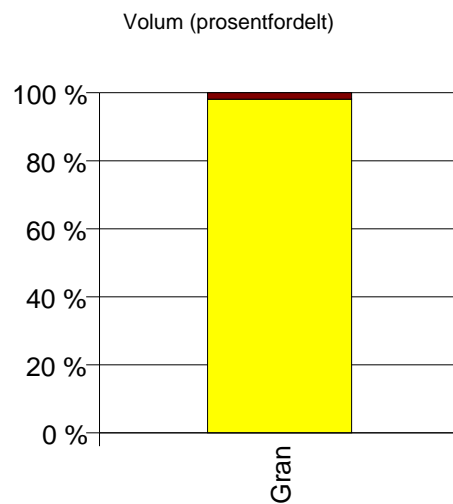
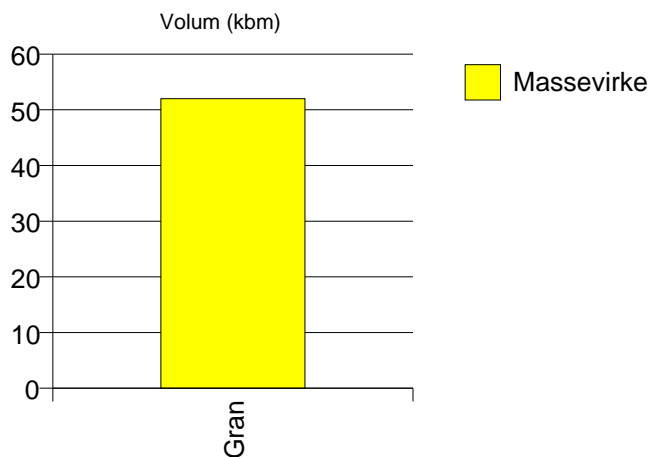
Gran	352	230	250	0	235
Snitt	352	230	250	0	235



1145 BOKN

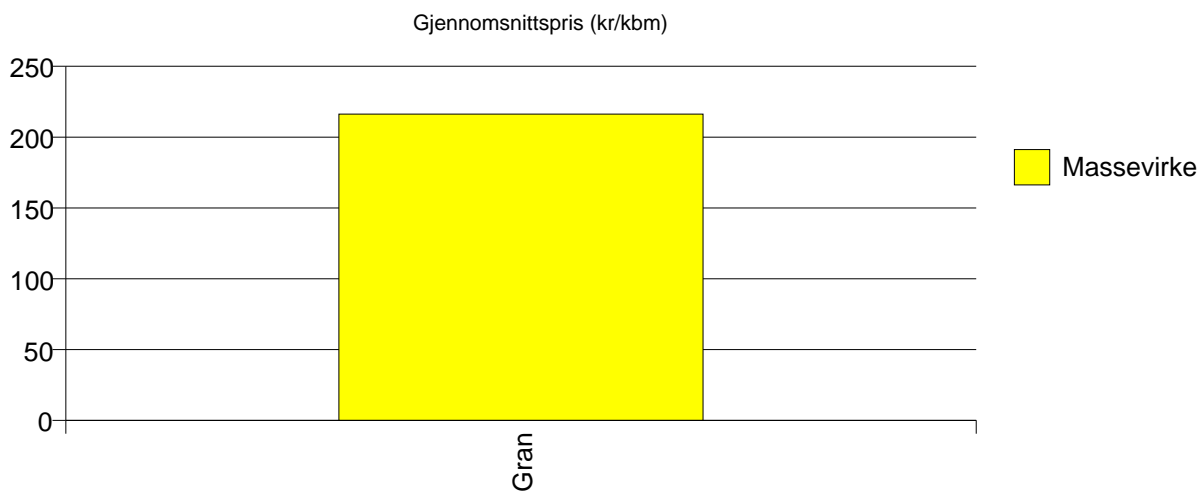
Volum 2002 (kbn)

	Massevirke	Vrak	Sum:
Gran	52	1	53
Sum:	52	1	53



Gjennomsnittspris 2002 (kr/kbn)

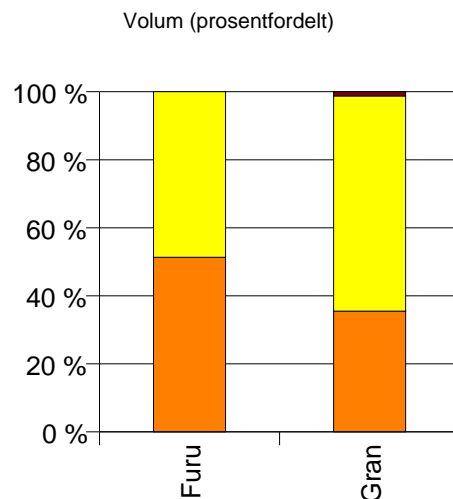
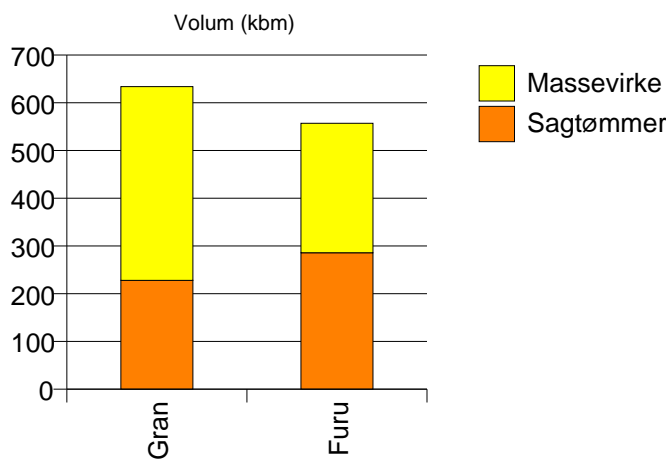
Gran	216	0	212
Snitt	216	0	212



1146 TYSVÆR

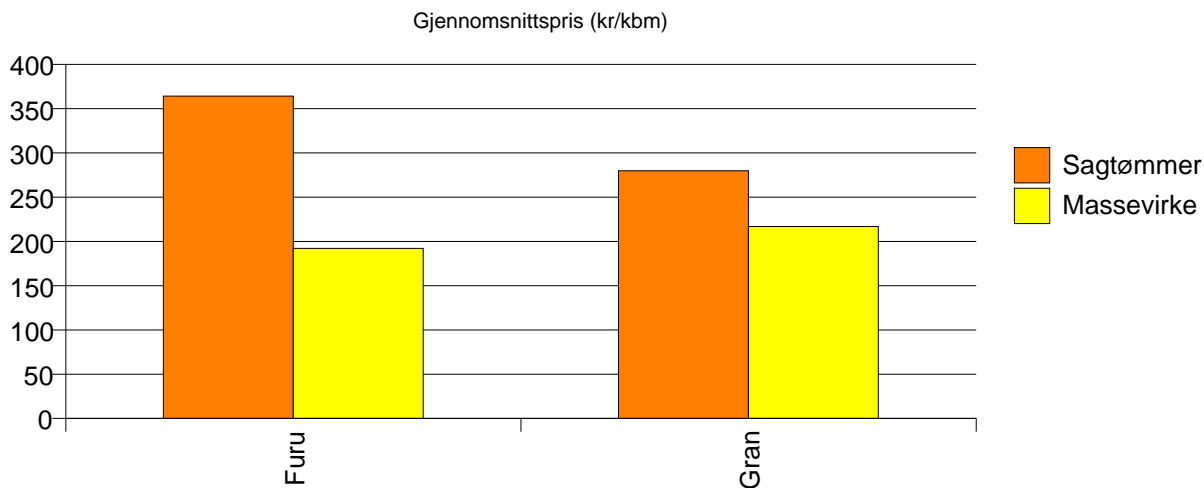
Volum 2002 (kbm)

	Sagtømmer	Massevirke	Vrak	Sum:
Furu	286	271		557
Gran	228	406	8	642
Sum:	514	677	8	1 199



Gjennomsnittspris 2002 (kr/kbm)

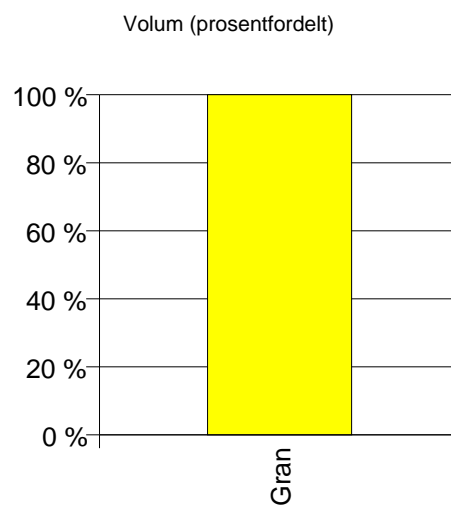
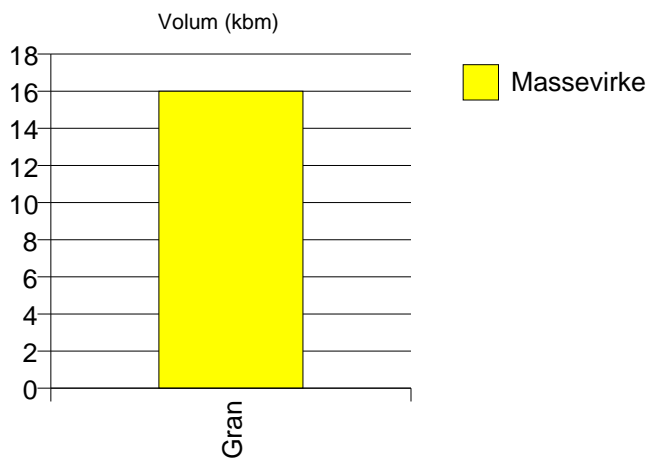
	Sagtømmer	Massevirke	Vrak	Snitt
Furu	364	192		280
Gran	280	217	0	236
Snitt	327	207	0	257



1149 KARMØY

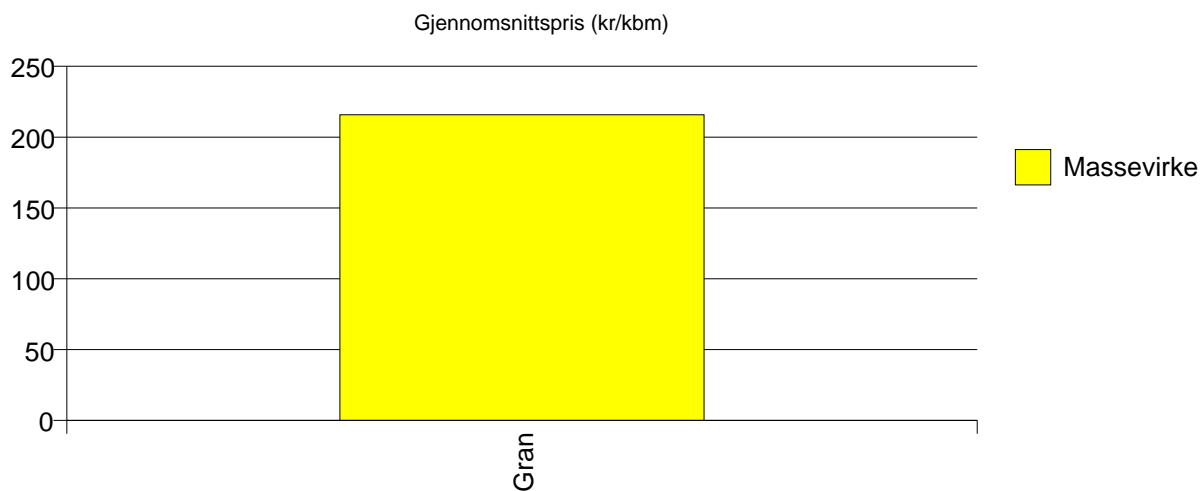
Volum 2002 (kbm)

	Massevirke	Sum:
Gran	16	16
Sum:	16	16



Gjennomsnittspris 2002 (kr/kbm)

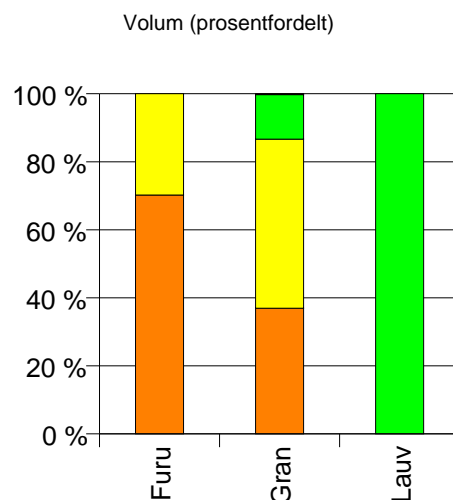
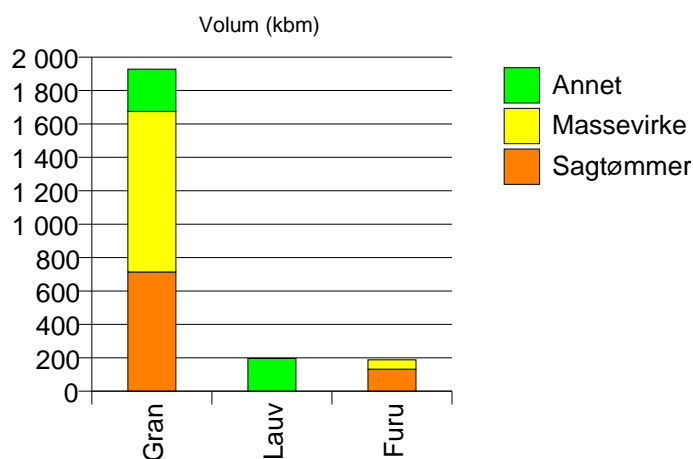
Gran	216	216
Snitt	216	216



1154 VINDAFJORD

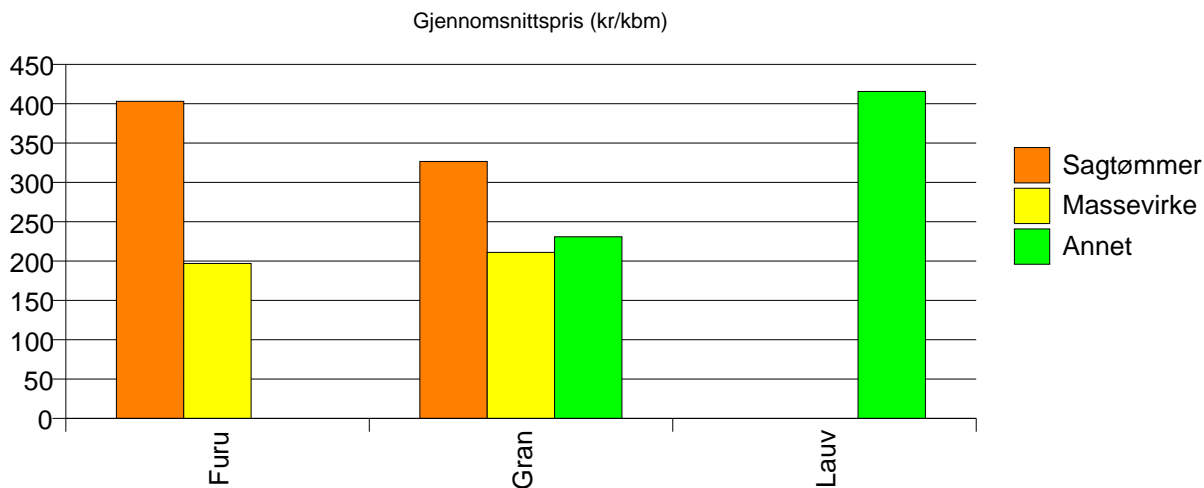
Volum 2002 (kbm)

	Sagtømmer	Massevirke	Annet	Vrak	Sum:
Furu	132	56			188
Gran	714	961	253	5	1 933
Lauv			196		196
Sum:	846	1 017	449	5	2 317



Gjennomsnittspris 2002 (kr/kbm)

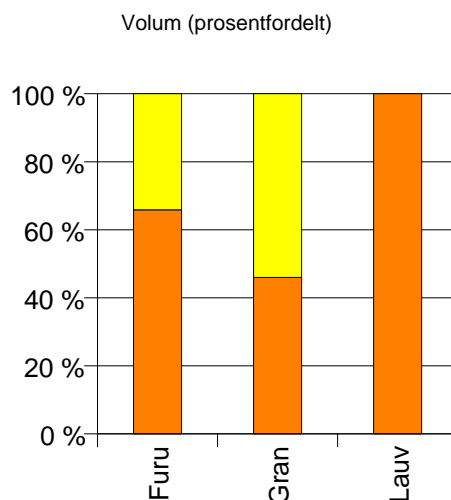
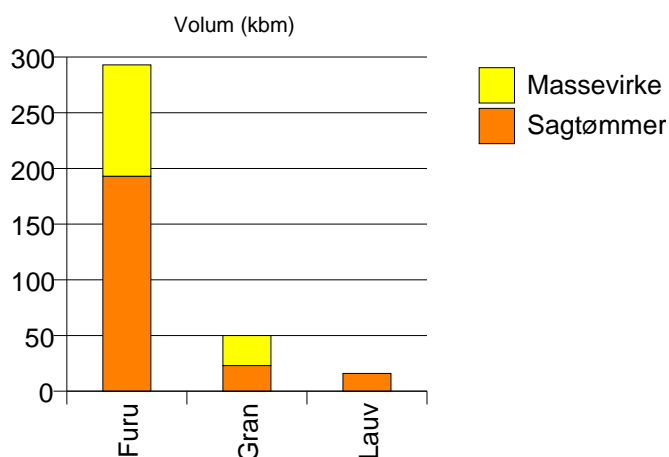
	Sagtømmer	Massevirke	Annet	Vrak	Snitt
Furu	403	197			342
Gran	327	211	231	0	256
Lauv			416		416
Snitt	338	210	312	0	276



1159 ØLEN

Volum 2002 (kbm)

	Sagtømmer	Massevirke	Sum:
Furu	193	100	293
Gran	23	27	50
Lauv	16		16
Sum:	232	127	359



Gjennomsnittspris 2002 (kr/kbm)

	Sagtømmer	Massevirke	Snitt
Furu	337	210	294
Gran	292	225	256
Lauv	300		300
Snitt	330	213	289

