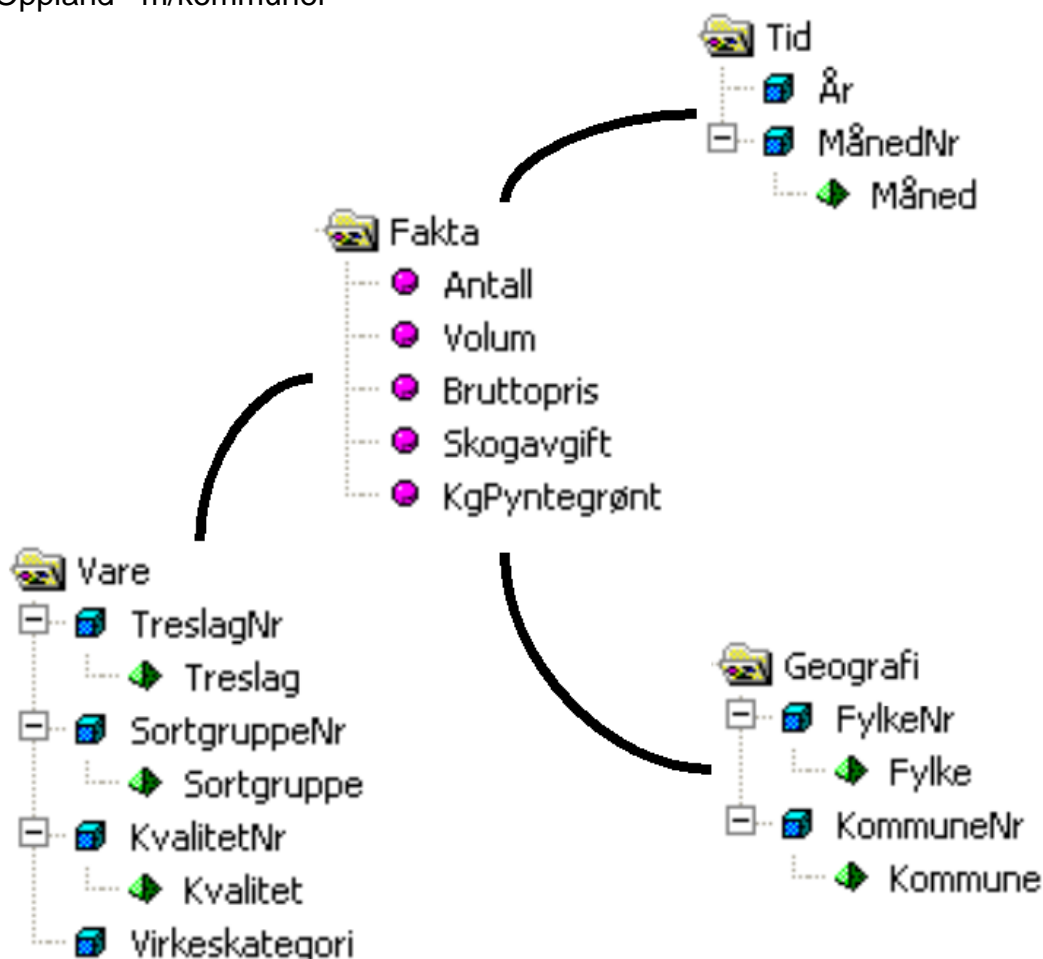




# Virkestatistikk fra SKOG-DATA AS

Oppland m/kommuner



Dataene i rapporten er hentet fra databasen som inneholder virkesdata med tilhørende innbetalinger av skogavgift. Rapporten er laget med Business Objects, som er sluttbrukerverktøyet i Skog-Data sine nye datavarehus-løsninger. Business Objects er ett meget sterkt rapportverktøy som kan presentere store mengder data effektivt.

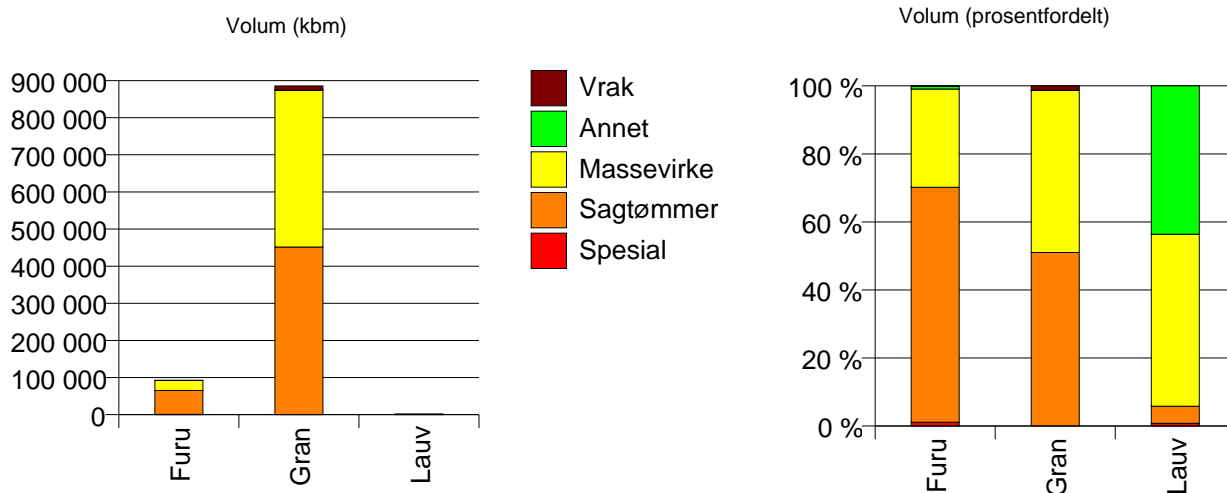
Rapportene kan lastes ned fra [www.skogdata.no/statistikk](http://www.skogdata.no/statistikk)

For mer informasjon, kontakt: [alexanderh@skogdata.no](mailto:alexanderh@skogdata.no)

## Oppland

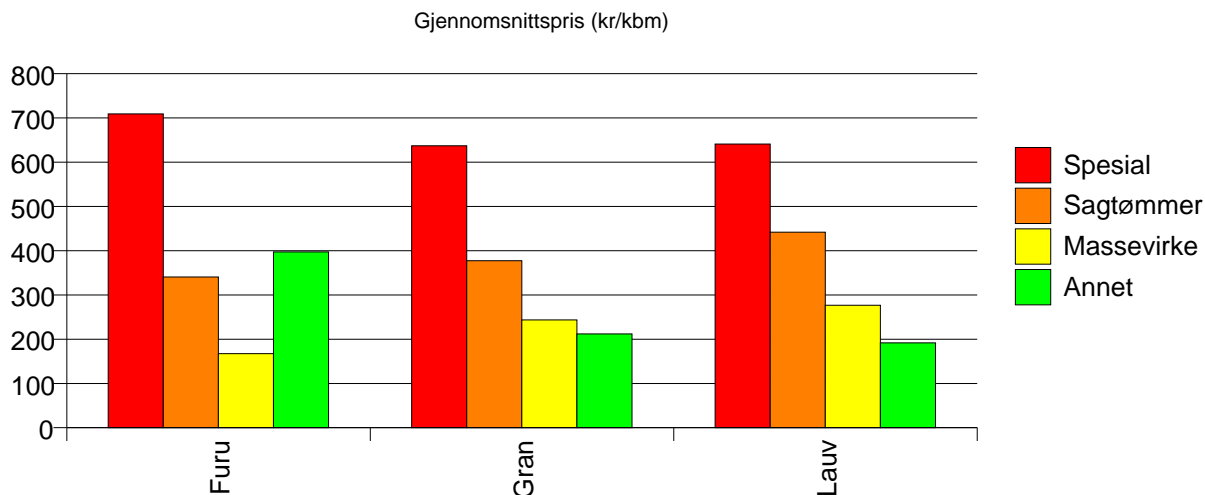
### Volum 2002 (kbm)

	Spesial	Sagtømmer	Massevirke	Annet	Vrak	Sum:
Furu	1 020	64 115	26 808	799	62	92 804
Gran	96	451 677	422 003	546	11 002	885 324
Lauv	13	83	837	721		1 654
Sum:	1 129	515 875	449 648	2 066	11 064	979 782



### Gjennomsnittspris 2002 (kr/kbm)

	Spesial	Sagtømmer	Massevirke	Annet	Vrak	Snitt
Furu	709	340	167	397	0	295
Gran	637	377	244	212	0	309
Lauv	641	442	277	192		251
Snitt	702	373	239	277	0	307

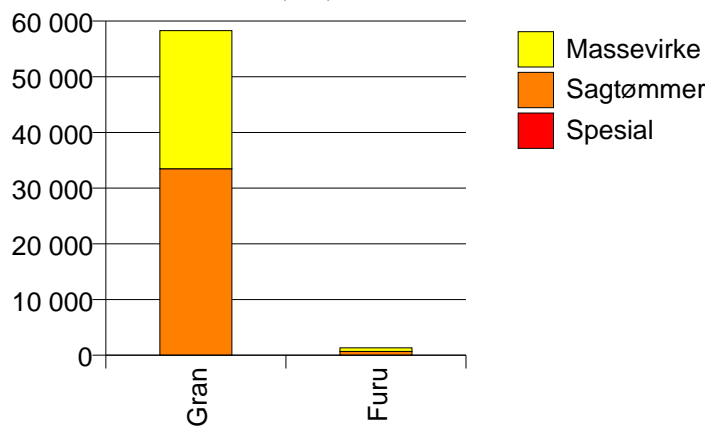


## 501 LILLEHAMME

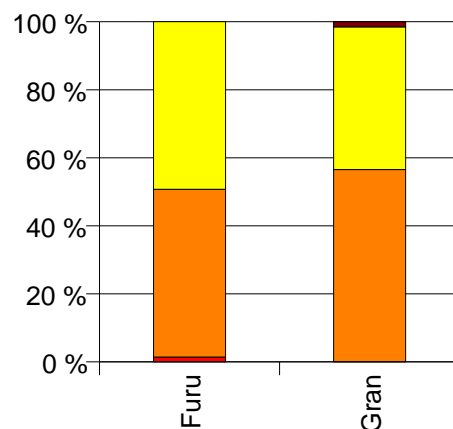
Volum 2002 (kbm)

	Spesial	Sagtømmer	Massevirke	Vrak	Sum:
Furu	19	659	658		1 336
Gran		33 474	24 822	892	59 188
Sum:	19	34 133	25 480	892	60 524

Volum (kbm)



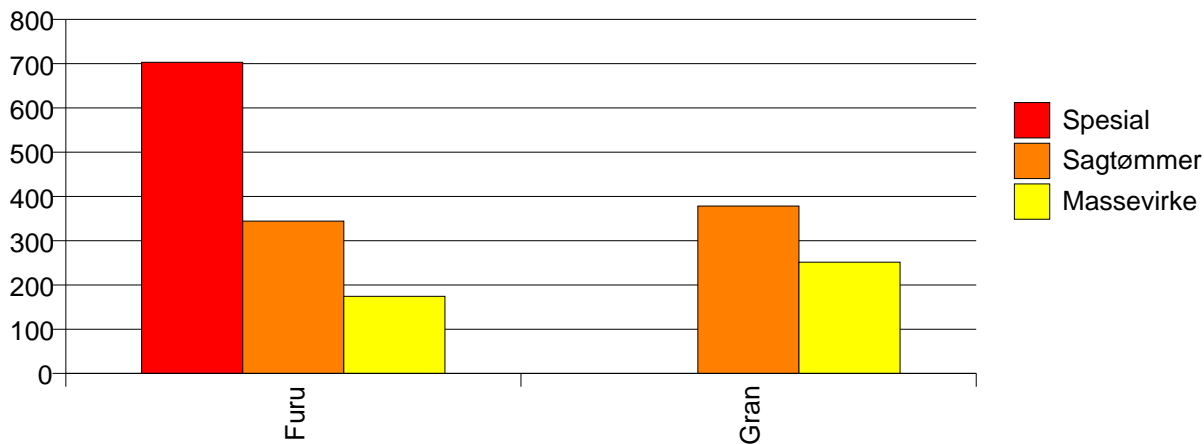
Volum (prosentfordelt)



Gjennomsnittspris 2002 (kr/kbm)

	Spesial	Sagtømmer	Massevirke	Vrak	Snitt
Furu	703	344	174		266
Gran		378	251	0	319
Snitt	703	378	249	0	318

Gjennomsnittspris (kr/kbm)

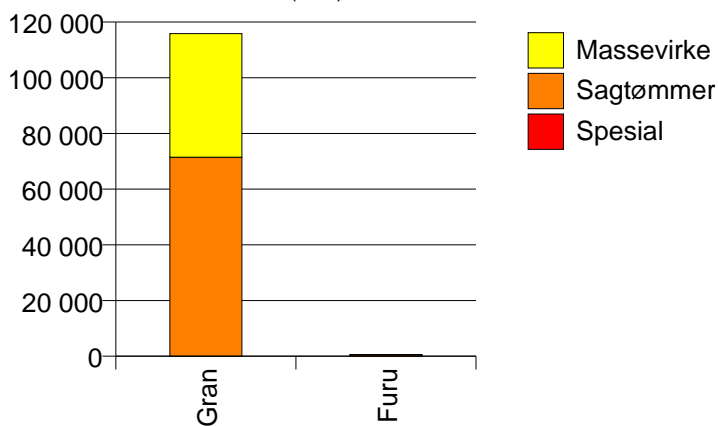


## 502 GJØVIK

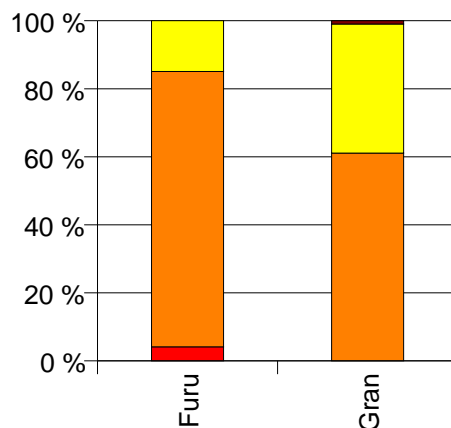
### Volum 2002 (kbm)

	Spesial	Sagtømmer	Massevirke	Vrak	Sum:
Furu	24	472	87		583
Gran		71 455	44 418	1 114	116 987
Sum:	24	71 927	44 505	1 114	117 570

Volum (kbm)



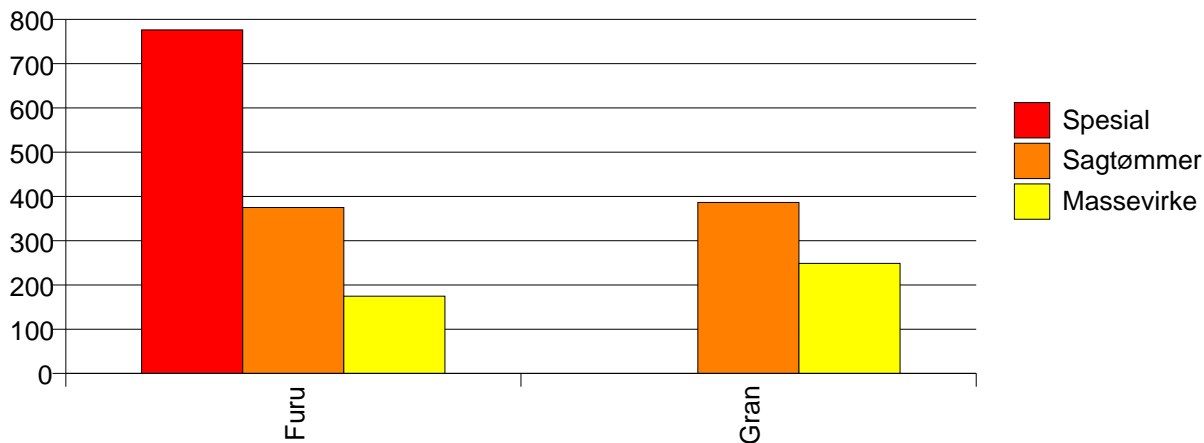
Volum (prosentfordelt)



### Gjennomsnittspris 2002 (kr/kbm)

	Spesial	Sagtømmer	Massevirke	Vrak	Snitt
Furu	776	375	175		362
Gran		386	249	0	330
Snitt	776	386	249	0	331

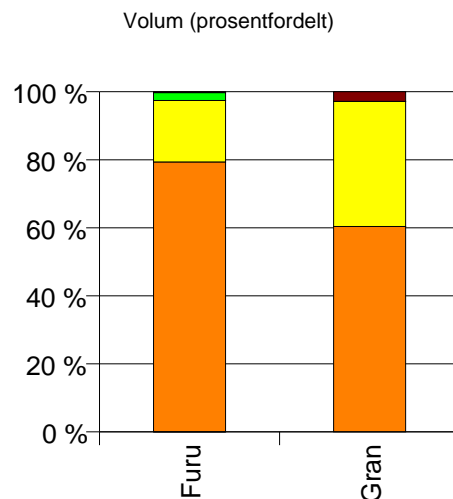
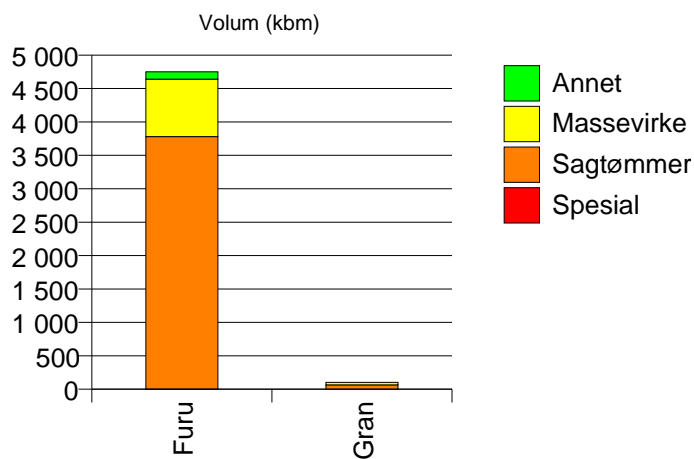
Gjennomsnittspris (kr/kbm)



# 511 DOVRE

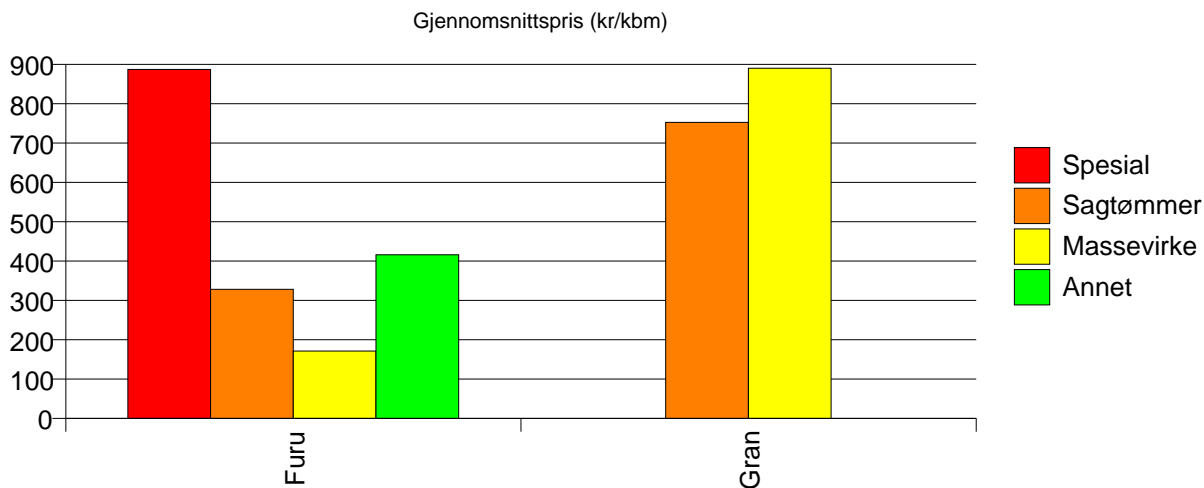
## Volum 2002 (kbm)

	Spesial	Sagtømmer	Massevirke	Annet	Vrak	Sum:
Furu	3	3 777	860	109	13	4 762
Gran		64	39		3	106
Sum:	3	3 841	899	109	16	4 868



## Gjennomsnittspris 2002 (kr/kbm)

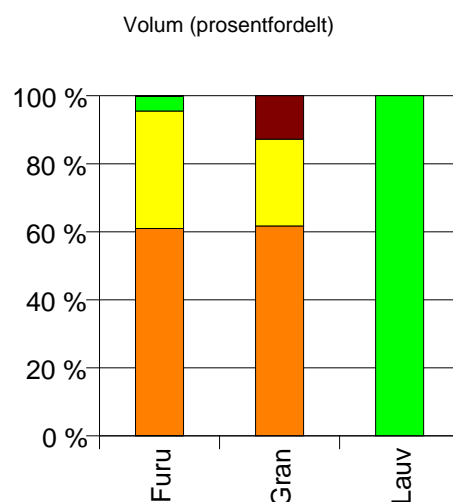
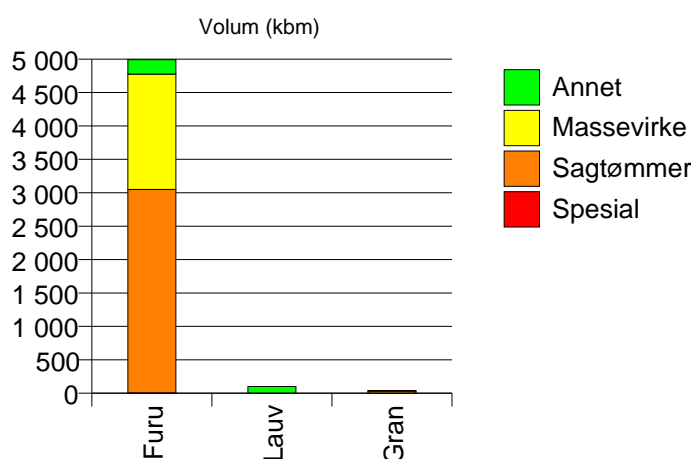
	Spesial	Sagtømmer	Massevirke	Annet	Vrak	Snitt
Furu	887	328	171	416	0	301
Gran		752	890		0	782
Snitt	887	335	202	416	0	312



## 512 LESJA

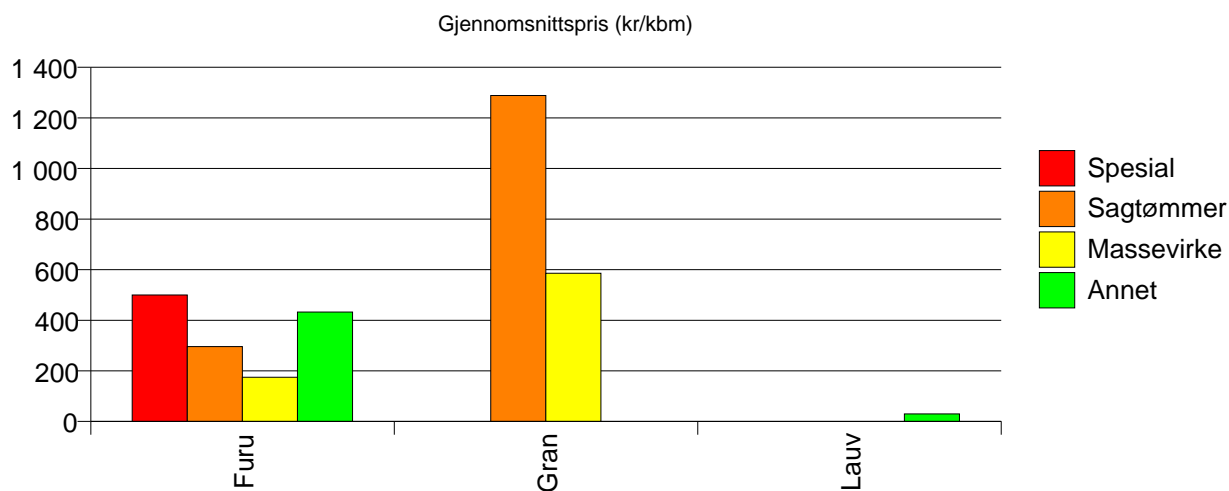
### Volum 2002 (kbm)

	Spesial	Sagtømmer	Massevirke	Annet	Vrak	Sum:
Furu	4	3 045	1 726	217	8	5 000
Gran		29	12		6	47
Lauv				100		100
Sum:	4	3 074	1 738	317	14	5 147



### Gjennomsnittspris 2002 (kr/kbm)

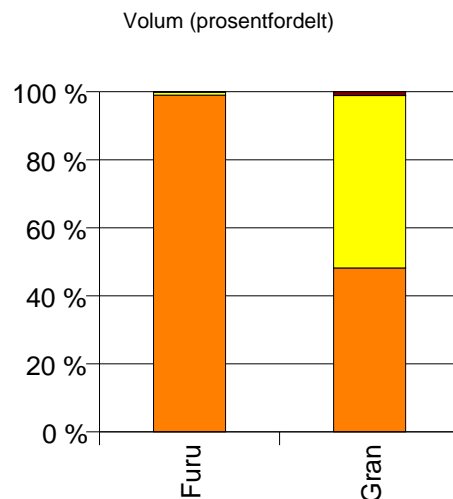
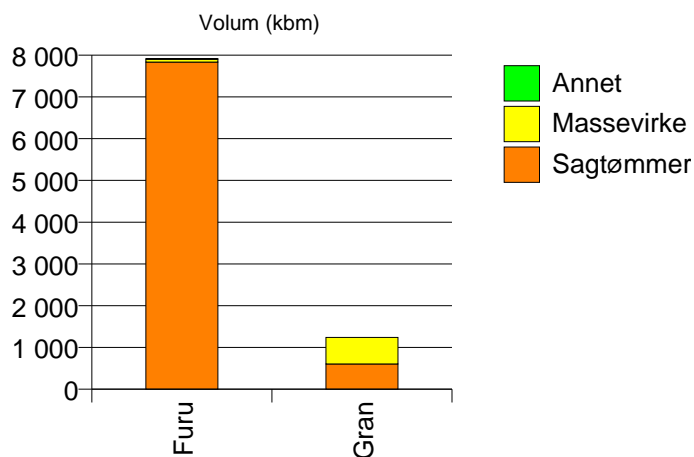
	Spesial	Sagtømmer	Massevirke	Annet	Vrak	Snitt
Furu	500	296	175	432	0	260
Gran		1 289	586		0	945
Lauv				30		30
Snitt	500	305	178	305	0	262



# 513 SKJÅK

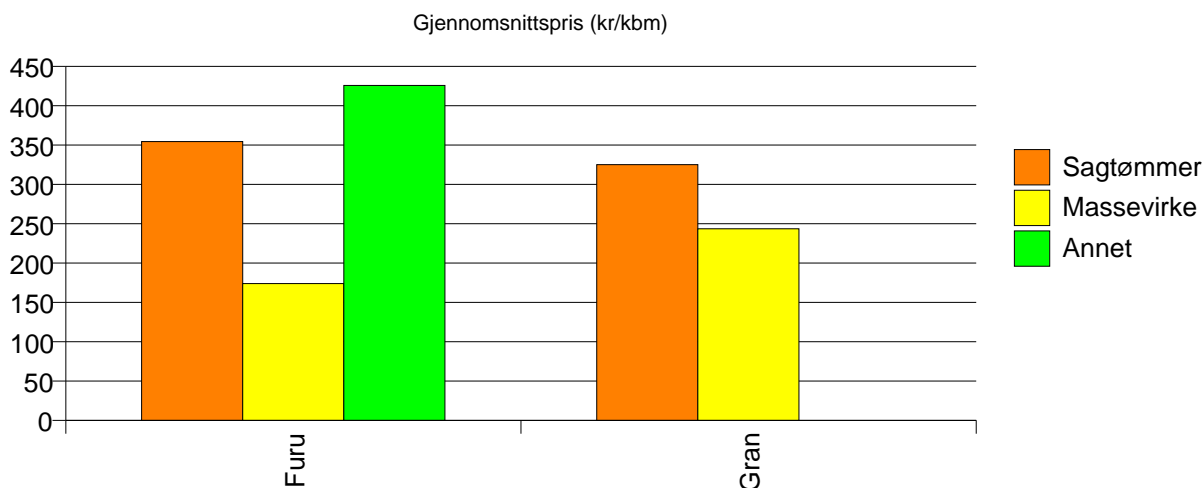
## Volum 2002 (kbm)

	Sagtømmer	Massevirke	Annet	Vrak	Sum:
Furu	7 833	74	3	1	7 911
Gran	604	635		14	1 253
Sum:	8 437	709	3	15	9 164



## Gjennomsnittspris 2002 (kr/kbm)

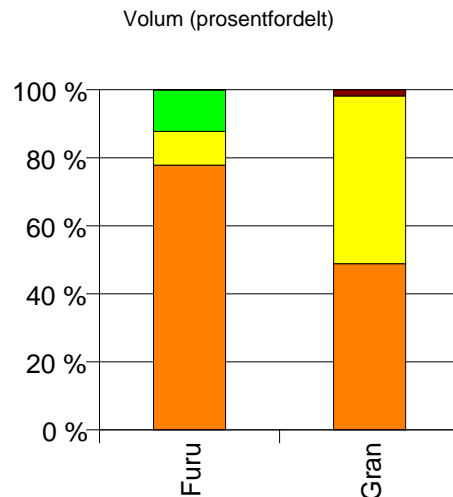
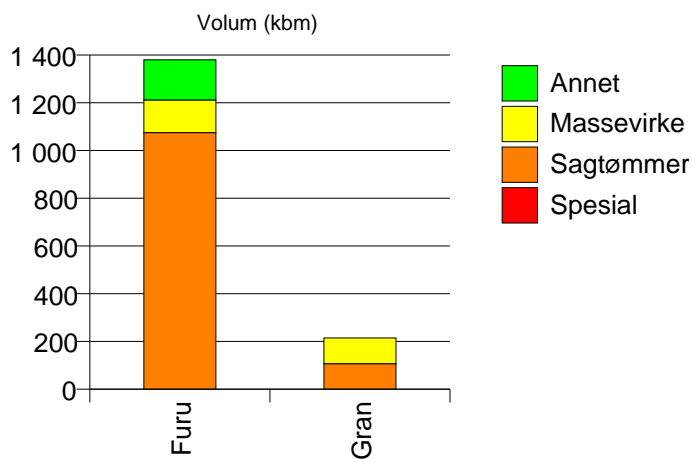
	Sagtømmer	Massevirke	Annet	Vrak	Snitt
Furu	354	174	426	0	353
Gran	325	244		0	280
Snitt	352	236	426	0	343



# 514 LOM

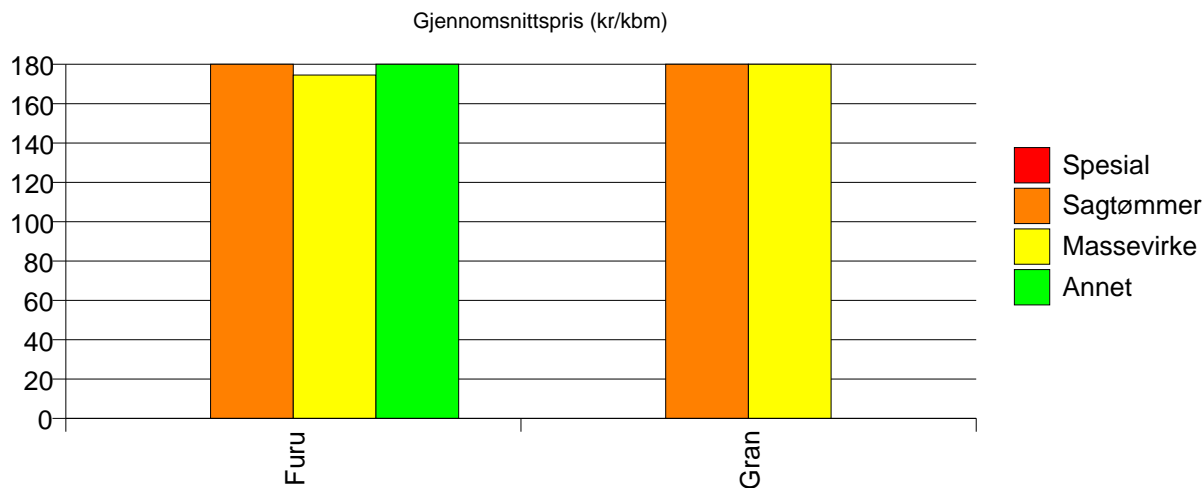
## Volum 2002 (kbm)

	Spesial	Sagtømmer	Massevirke	Annet	Vrak	Sum:
Furu	0	1 075	137	168	1	1 381
Gran		107	108		4	219
Sum:	0	1 182	245	168	5	1 600



## Gjennomsnittspris 2002 (kr/kbm)

	Spesial	Sagtømmer	Massevirke	Annet	Vrak	Snitt
Furu	#DIV/0	280	175	200	0	260
Gran		532	252		0	384
Snitt	#DIV/0	302	209	200	0	277



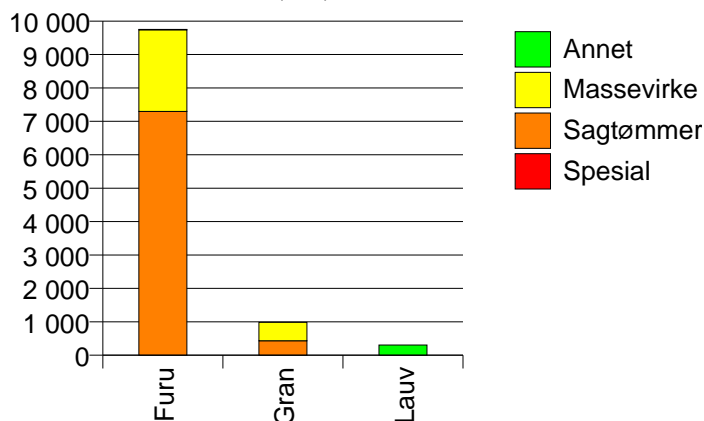


# 515 VÅGÅ

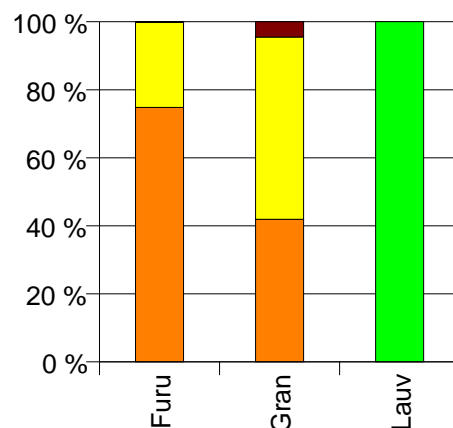
## Volum 2002 (kbm)

	Spesial	Sagtømmer	Massevirke	Annet	Vrak	Sum:
Furu	0	7 297	2 442	12	4	9 755
Gran		431	551		46	1 028
Lauv				305		305
Sum:	0	7 728	2 993	317	50	11 088

Volum (kbm)



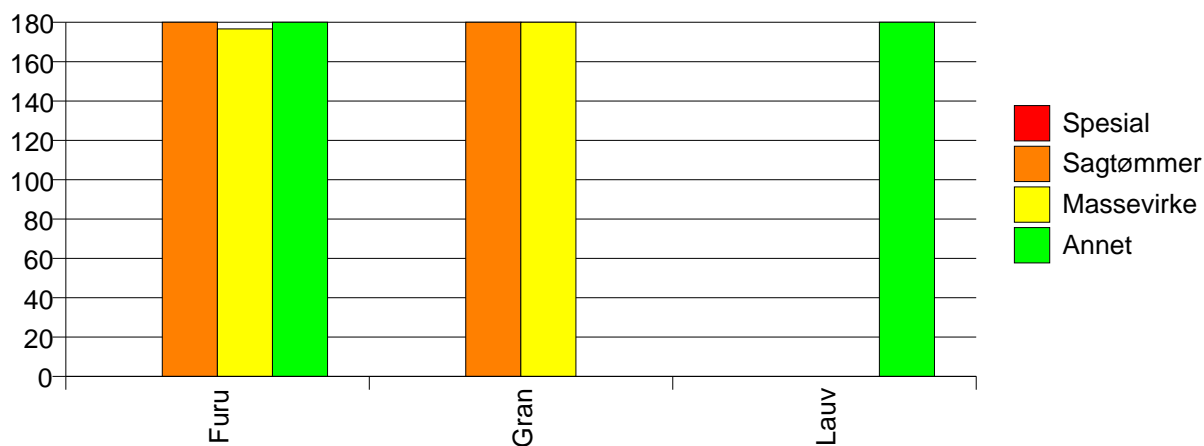
Volum (prosentfordelt)



## Gjennomsnittspris 2002 (kr/kbm)

	Spesial	Sagtømmer	Massevirke	Annet	Vrak	Snitt
Furu	#DIV/0	319	177	451	0	284
Gran		399	297		0	327
Lauv				240		240
Snitt	#DIV/0	324	199	248	0	287

Gjennomsnittspris (kr/kbm)

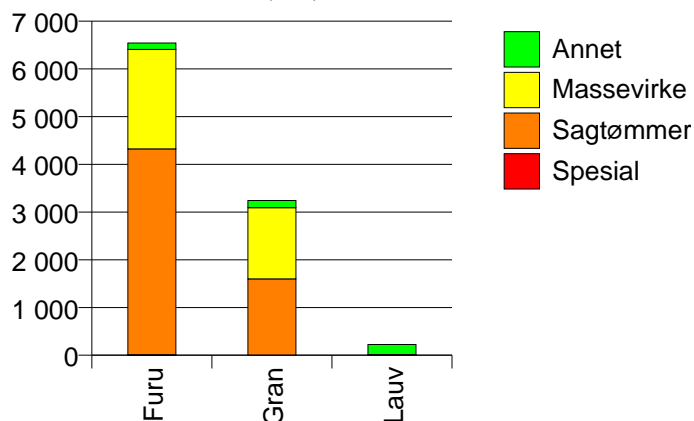


## 516 NORD-FRON

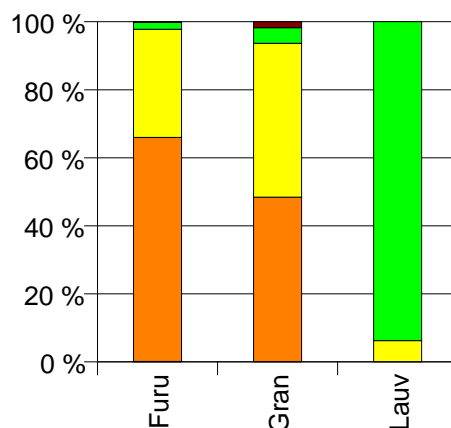
Volum 2002 (kbm)

	Spesial	Sagtømmer	Massevirke	Annet	Vrak	Sum:
Furu	9	4 315	2 083	134	11	6 552
Gran		1 599	1 493	151	58	3 301
Lauv			14	210		224
Sum:	9	5 914	3 590	495	69	10 077

Volum (kbm)



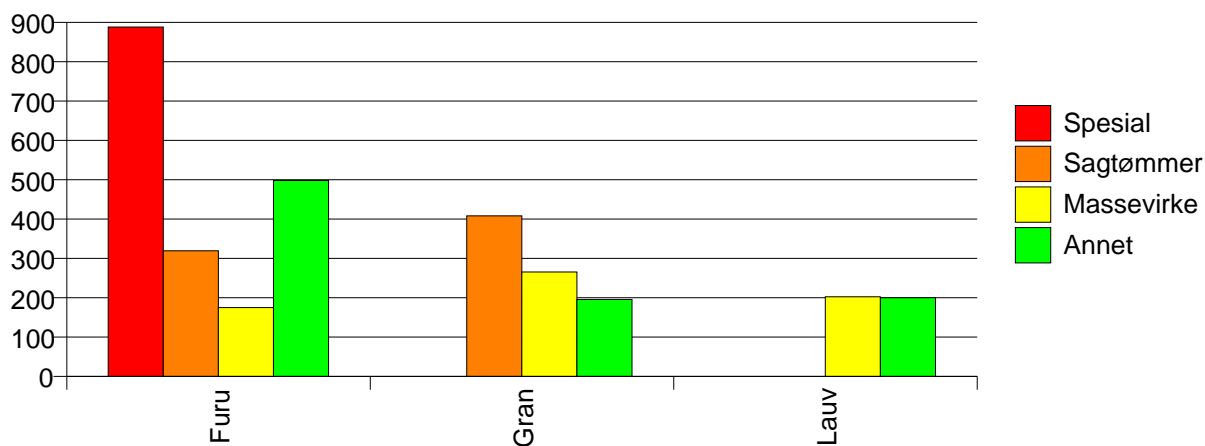
Volum (prosentfordelt)



Gjennomsnittspris 2002 (kr/kbm)

	Spesial	Sagtømmer	Massevirke	Annet	Vrak	Snitt
Furu	888	319	175	498	0	277
Gran		408	266	196	0	327
Lauv			203	200		200
Snitt	888	343	213	279	0	292

Gjennomsnittspris (kr/kbm)

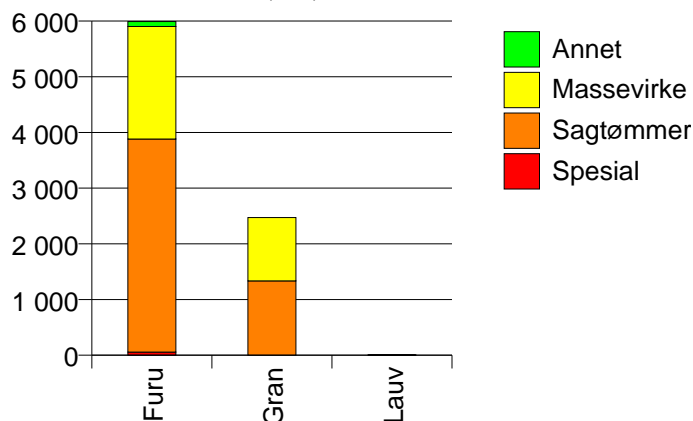


## 517 SEL

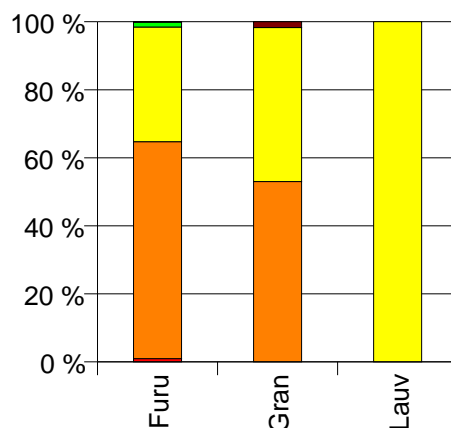
### Volum 2002 (kbm)

	Spesial	Sagtømmer	Massevirke	Annet	Vrak	Sum:
Furu	57	3 825	2 022	87	5	5 996
Gran		1 334	1 139		43	2 516
Lauv			6			6
Sum:	57	5 159	3 167	87	48	8 518

Volum (kbm)



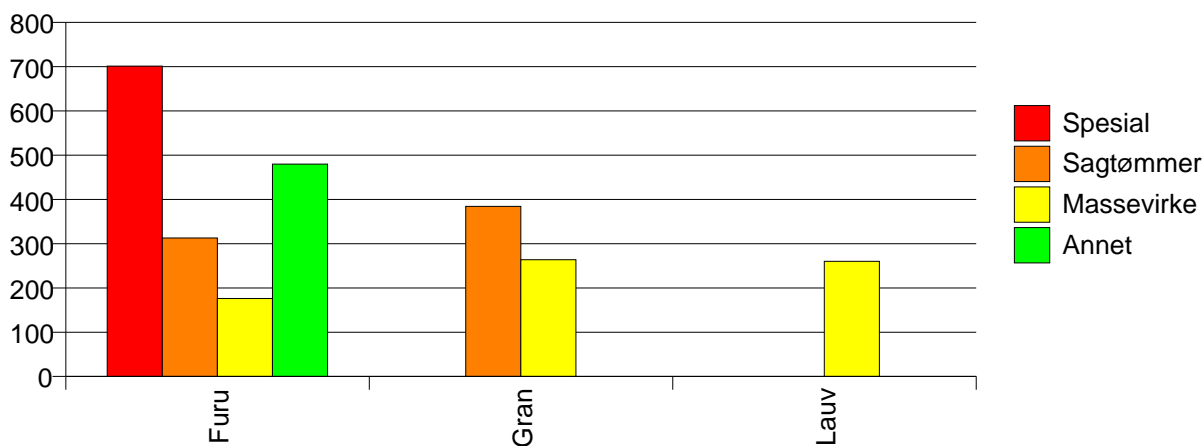
Volum (prosentfordelt)



### Gjennomsnittspris 2002 (kr/kbm)

	Spesial	Sagtømmer	Massevirke	Annet	Vrak	Snitt
Furu	701	313	176	480	0	272
Gran		384	264		0	323
Lauv			260			260
Snitt	701	331	208	480	0	287

Gjennomsnittspris (kr/kbm)

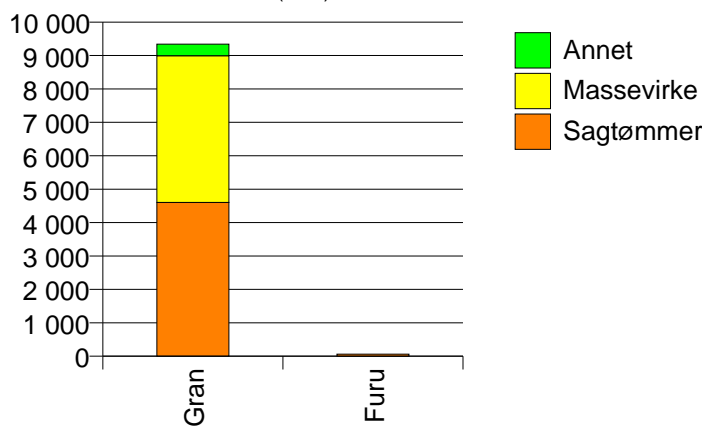


## 519 SØR-FRON

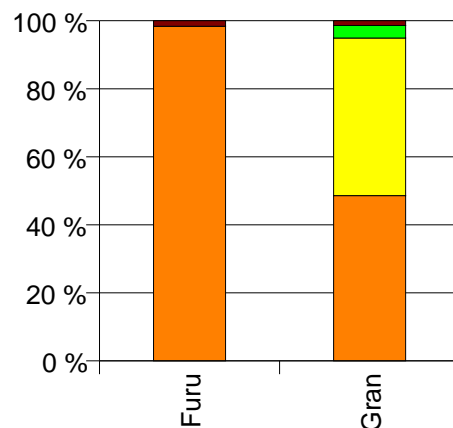
### Volum 2002 (kbm)

	Sagtømmer	Massevirke	Annet	Vrak	Sum:
Furu	60			1	61
Gran	4 601	4 390	350	131	9 472
Sum:	4 661	4 390	350	132	9 533

Volum (kbm)



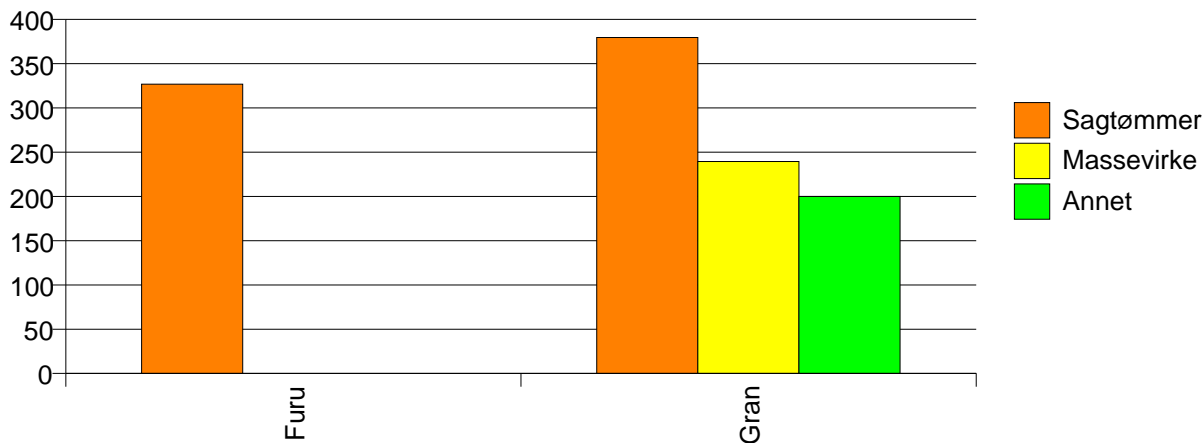
Volum (prosentfordelt)



### Gjennomsnittspris 2002 (kr/kbm)

	Sagtømmer	Massevirke	Annet	Vrak	Snitt
Furu	327			0	321
Gran	379	239	200	0	303
Snitt	379	239	200	0	303

Gjennomsnittspris (kr/kbm)

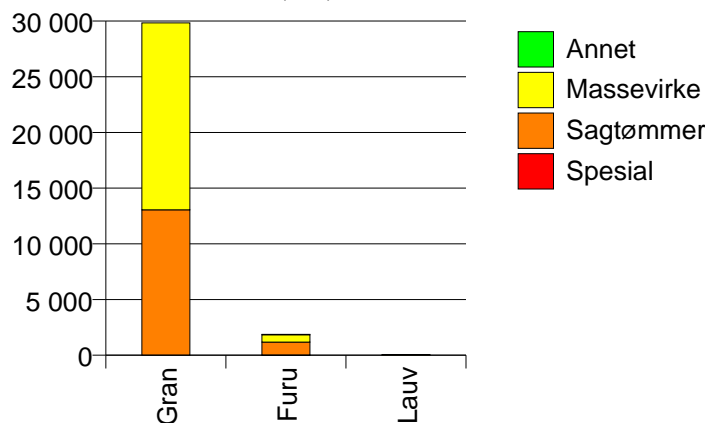


## 520 RINGEBU

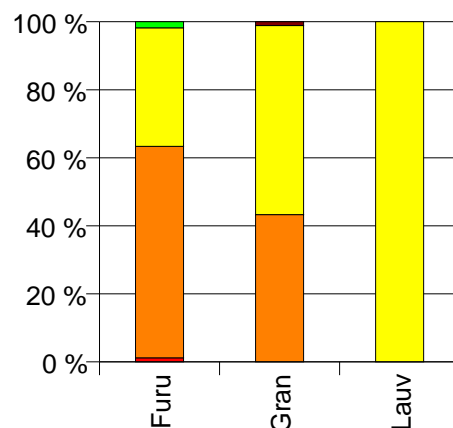
Volum 2002 (kbm)

	Spesial	Sagtømmer	Massevirke	Annet	Vrak	Sum:
Furu	22	1 162	651	33		1 868
Gran		13 059	16 778		334	30 171
Lauv			61			61
Sum:	22	14 221	17 490	33	334	32 100

Volum (kbm)



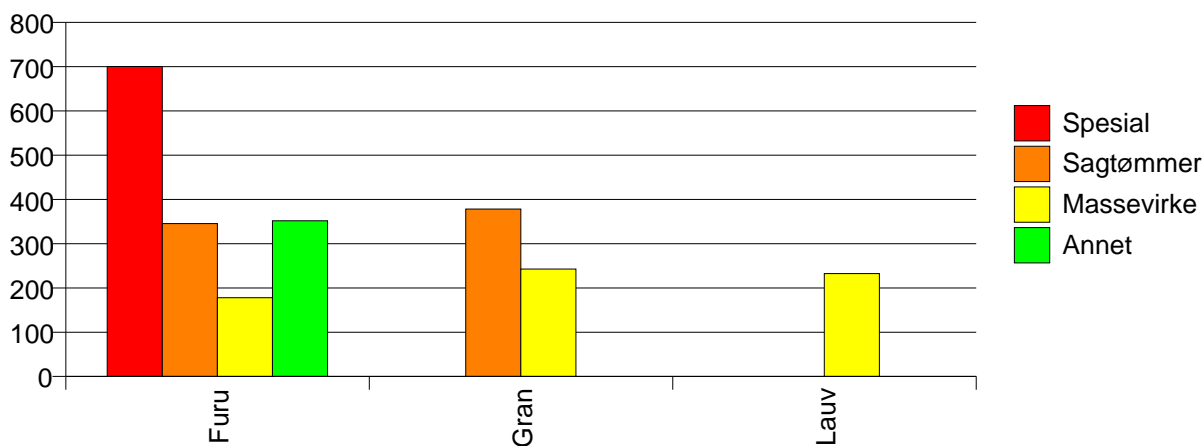
Volum (prosentfordelt)



Gjennomsnittspris 2002 (kr/kbm)

	Spesial	Sagtømmer	Massevirke	Annet	Vrak	Snitt
Furu	700	345	178	352		291
Gran		378	243		0	299
Lauv			232			232
Snitt	700	375	240	352	0	298

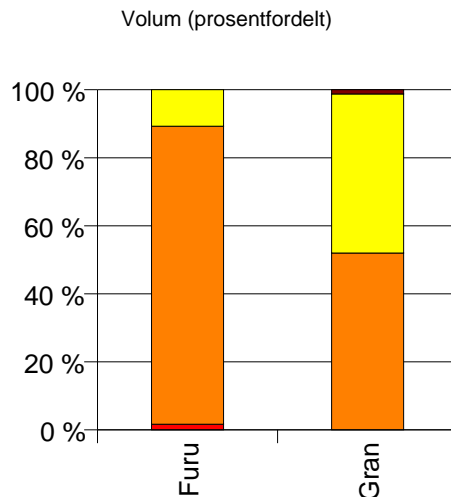
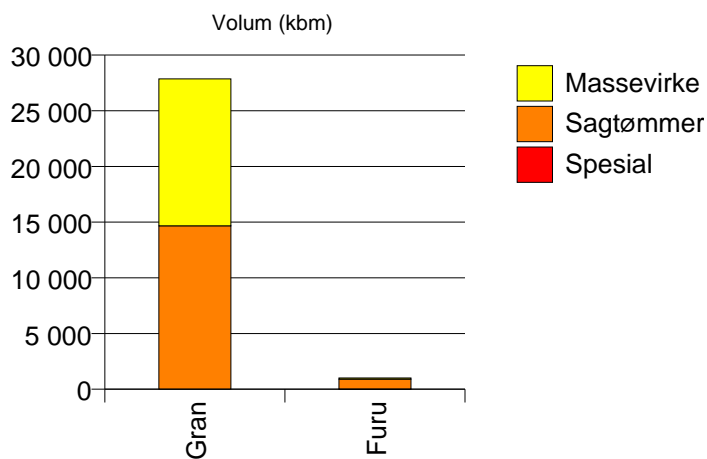
Gjennomsnittspris (kr/kbm)



## 521 ØYER

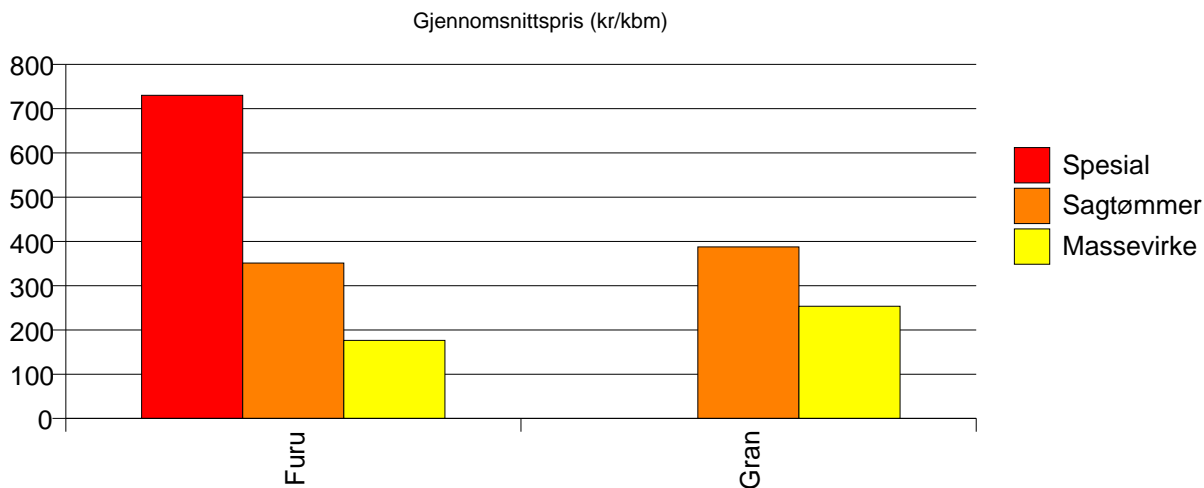
Volum 2002 (kbm)

	Spesial	Sagtømmer	Massevirke	Vrak	Sum:
Furu	17	889	109		1 015
Gran		14 669	13 196	352	28 217
Sum:	17	15 558	13 305	352	29 232



Gjennomsnittspris 2002 (kr/kbm)

	Spesial	Sagtømmer	Massevirke	Vrak	Snitt
Furu	730	351	176		339
Gran		388	253	0	320
Snitt	730	386	253	0	321

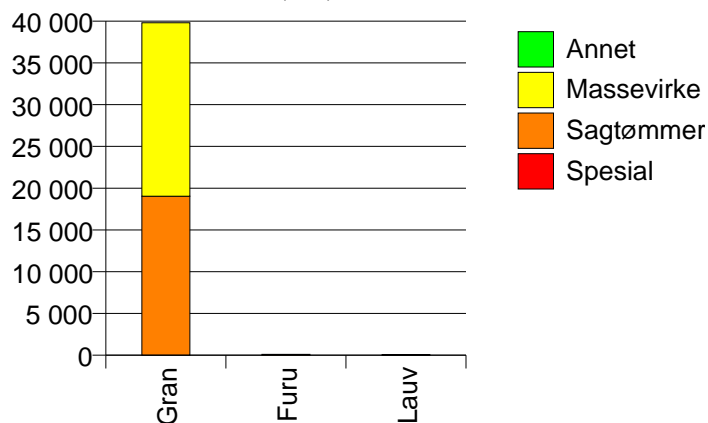


## 522 GAUSDAL

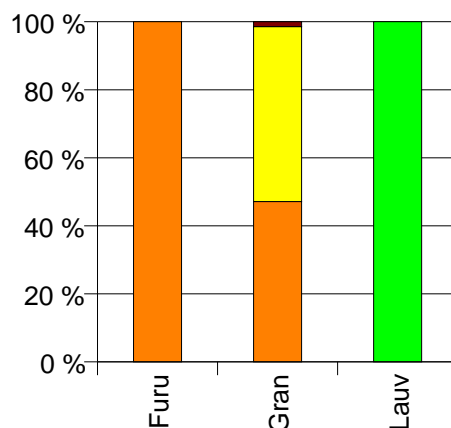
### Volum 2002 (kbm)

	Spesial	Sagtømmer	Massevirke	Annet	Vrak	Sum:
Furu	0	103				103
Gran		19 036	20 761		570	40 367
Lauv				61		61
Sum:	0	19 139	20 761	61	570	40 531

Volum (kbm)



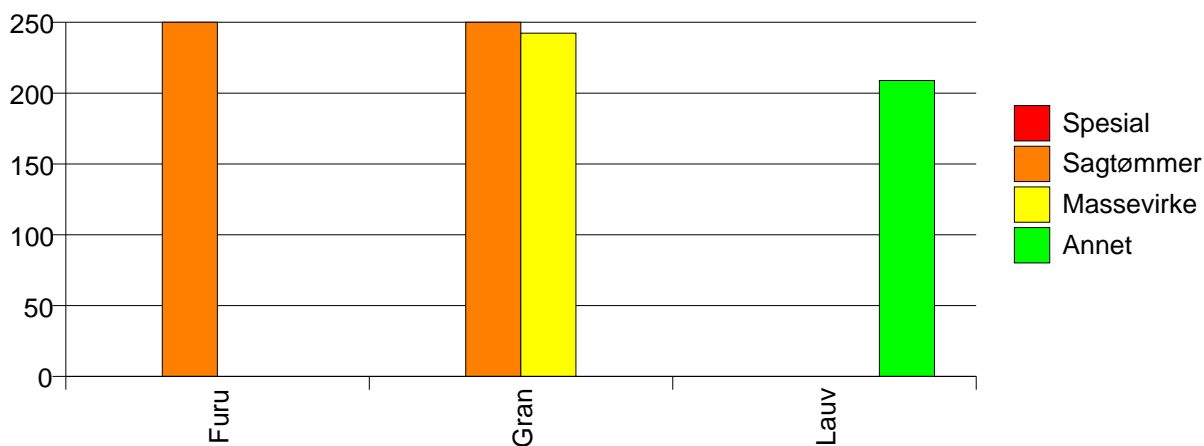
Volum (prosentfordelt)



### Gjennomsnittspris 2002 (kr/kbm)

	Spesial	Sagtømmer	Massevirke	Annet	Vrak	Snitt
Furu	#DIV/0	311				312
Gran		373	242		0	300
Lauv				209		209
Snitt	#DIV/0	372	242	209	0	300

Gjennomsnittspris (kr/kbm)

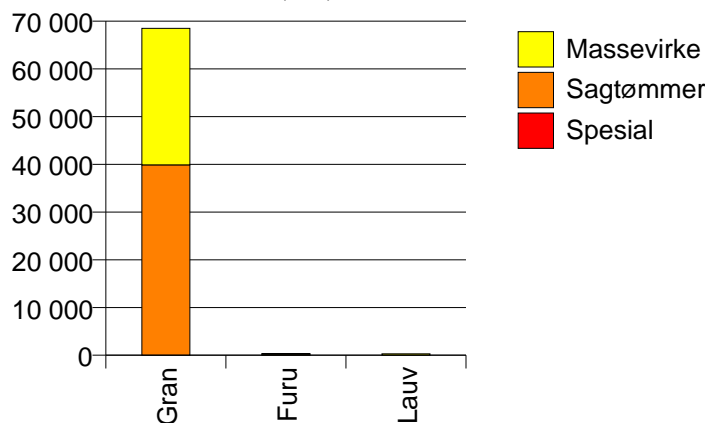


## 528 ØSTRE TOTE

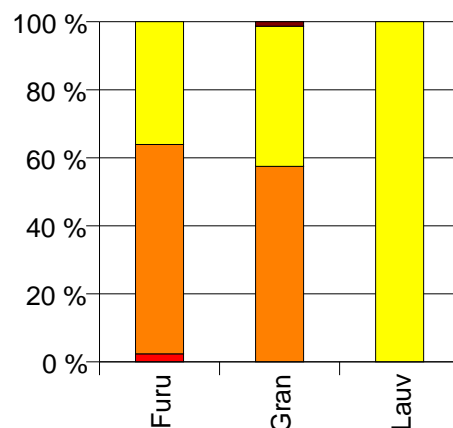
Volum 2002 (kbm)

	Spesial	Sagtømmer	Massevirke	Vrak	Sum:
Furu	8	208	122		338
Gran	6	39 878	28 585	905	69 374
Lauv			290		290
Sum:	14	40 086	28 997	905	70 002

Volum (kbm)



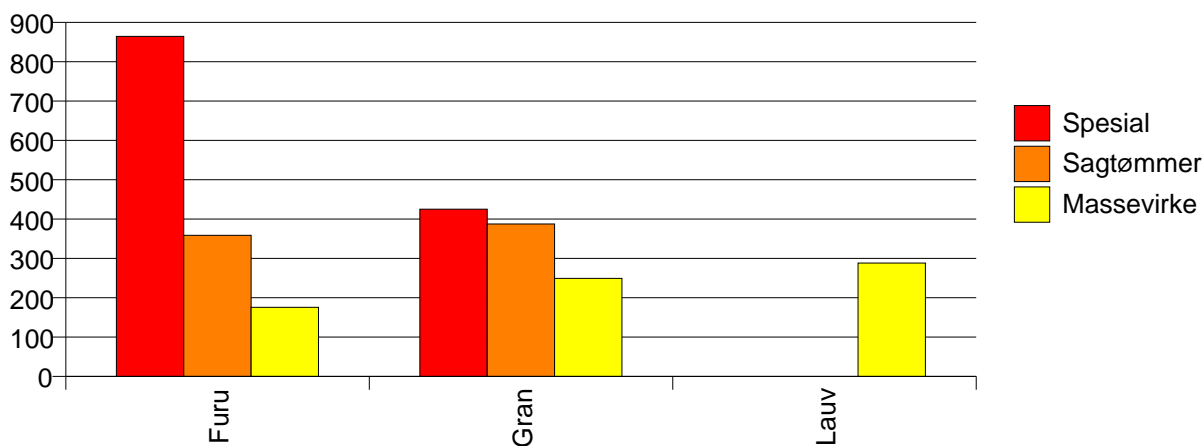
Volum (prosentfordelt)



Gjennomsnittspris 2002 (kr/kbm)

	Spesial	Sagtømmer	Massevirke	Vrak	Snitt
Furu	864	359	176		305
Gran	425	387	249	0	325
Lauv			288		288
Snitt	676	387	249	0	325

Gjennomsnittspris (kr/kbm)

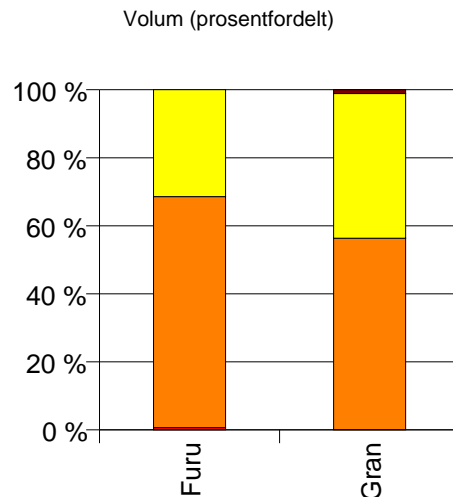
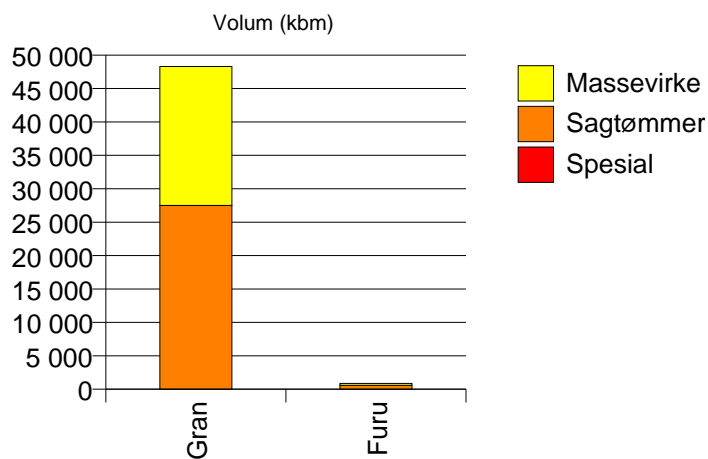




## 529 VESTRE TOT

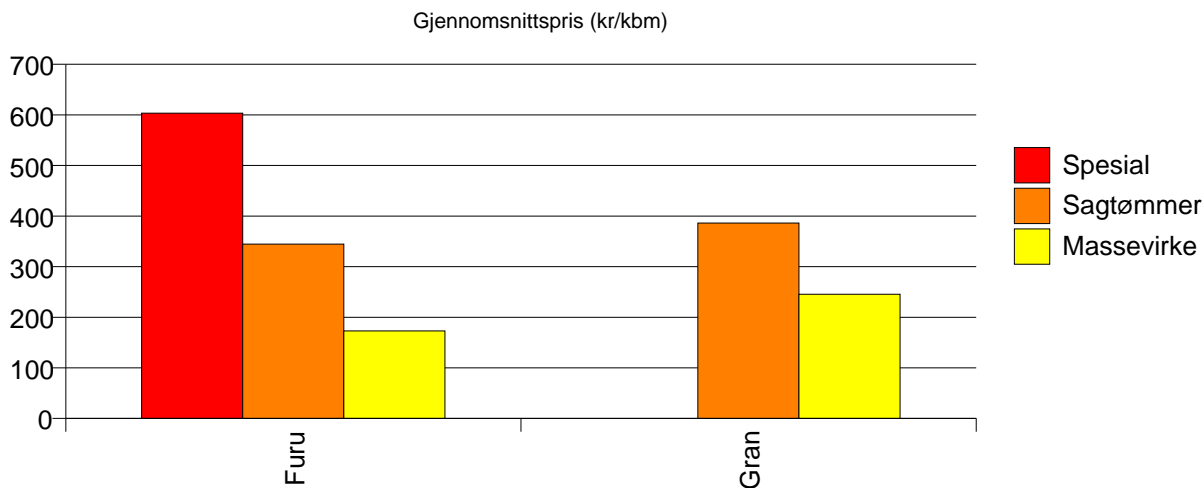
Volum 2002 (kbm)

	Spesial	Sagtømmer	Massevirke	Vrak	Sum:
Furu	6	588	272		866
Gran		27 508	20 777	540	48 825
Sum:	6	28 096	21 049	540	49 691



Gjennomsnittspris 2002 (kr/kbm)

	Spesial	Sagtømmer	Massevirke	Vrak	Snitt
Furu	604	345	173		292
Gran		386	245	0	322
Snitt	604	385	245	0	322

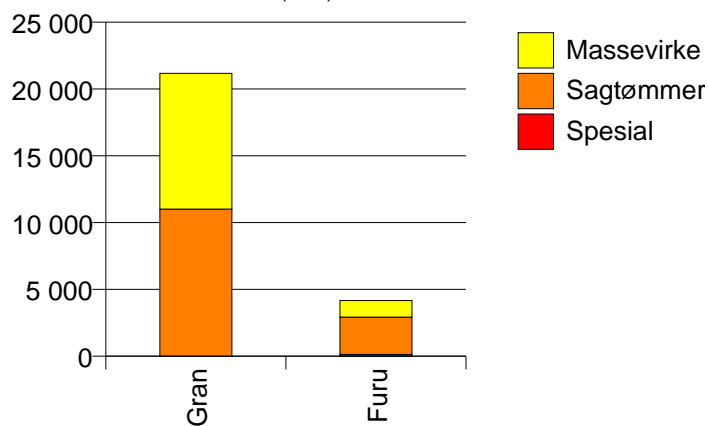


## 532 JEVNAKER

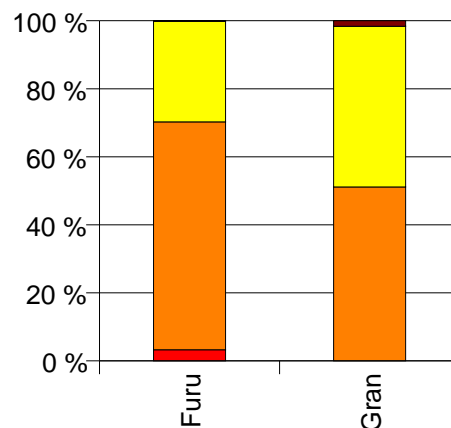
Volum 2002 (kbm)

	Spesial	Sagtømmer	Massevirke	Vrak	Sum:
Furu	137	2 794	1 236	5	4 172
Gran		11 007	10 160	352	21 519
Sum:	137	13 801	11 396	357	25 691

Volum (kbm)



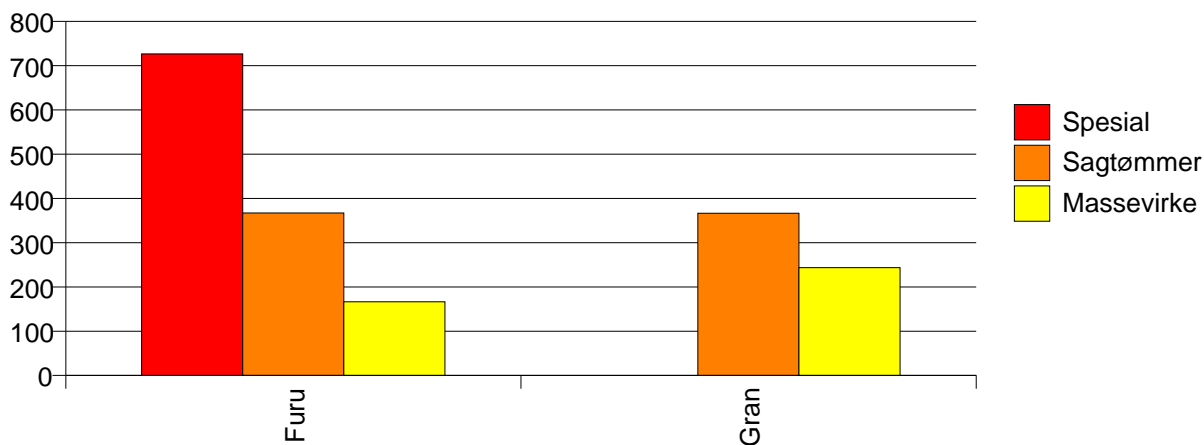
Volum (prosentfordelt)



Gjennomsnittspris 2002 (kr/kbm)

	Spesial	Sagtømmer	Massevirke	Vrak	Snitt
Furu	726	367	167	0	319
Gran		366	243	0	302
Snitt	726	367	235	0	305

Gjennomsnittspris (kr/kbm)

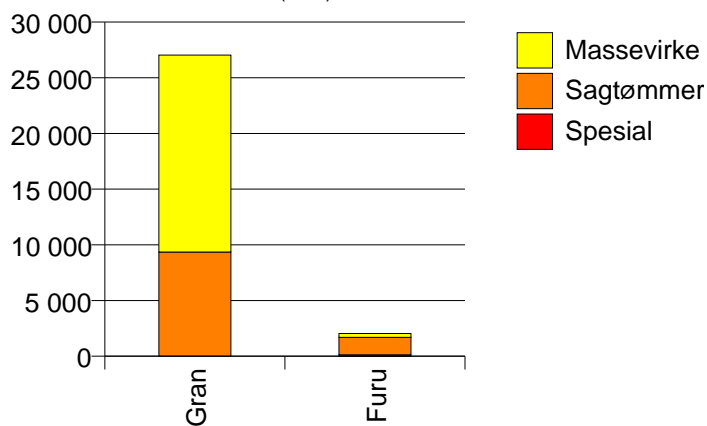


## 533 LUNNER

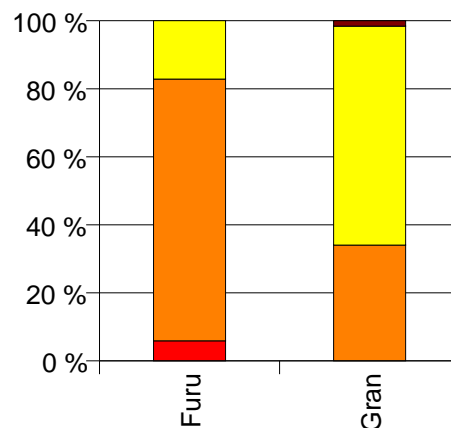
Volum 2002 (kbm)

	Spesial	Sagtømmer	Massevirke	Vrak	Sum:
Furu	121	1 574	351		2 046
Gran		9 354	17 681	432	27 467
Sum:	121	10 928	18 032	432	29 513

Volum (kbm)



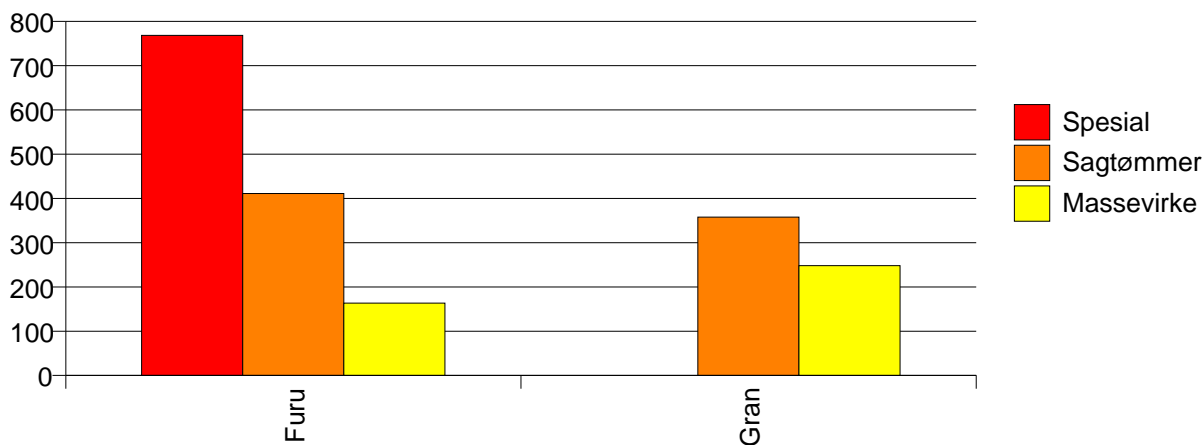
Volum (prosentfordelt)



Gjennomsnittspris 2002 (kr/kbm)

	Spesial	Sagtømmer	Massevirke	Vrak	Snitt
Furu	768	411	163		390
Gran		358	248	0	281
Snitt	768	365	246	0	289

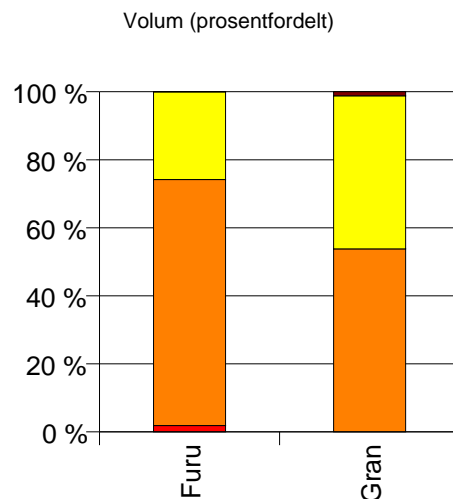
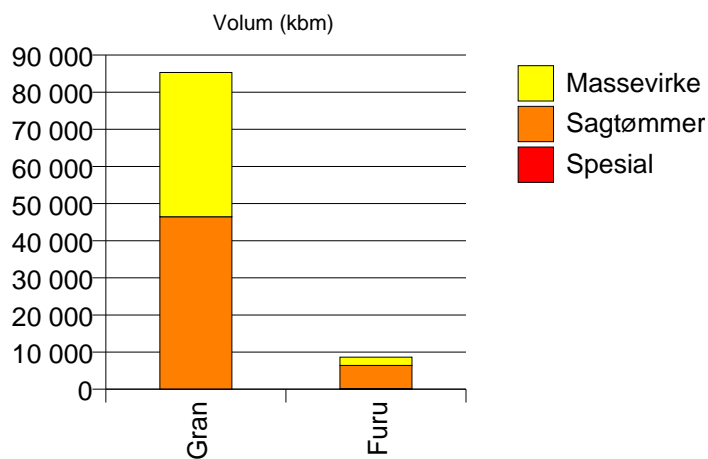
Gjennomsnittspris (kr/kbm)



# 534 GRAN

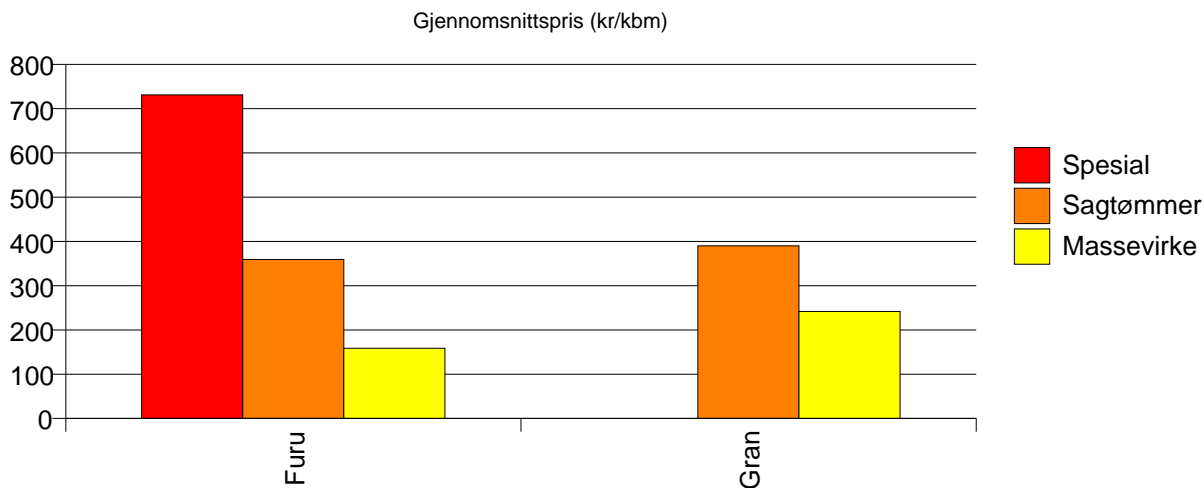
## Volum 2002 (kbm)

	Spesial	Sagtømmer	Massevirke	Vrak	Sum:
Furu	160	6 241	2 223	3	8 627
Gran		46 472	38 850	1 024	86 346
Sum:	160	52 713	41 073	1 027	94 973



## Gjennomsnittspris 2002 (kr/kbm)

	Spesial	Sagtømmer	Massevirke	Vrak	Snitt
Furu	731	359	158	0	314
Gran		390	242	0	319
Snitt	731	386	237	0	318

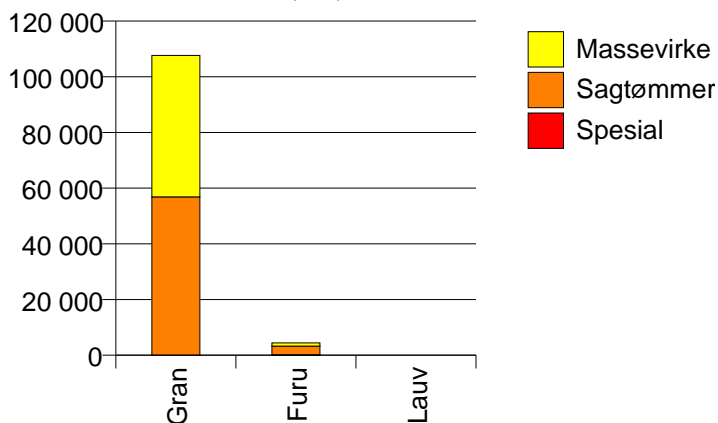


## 536 SØNDRE LAN

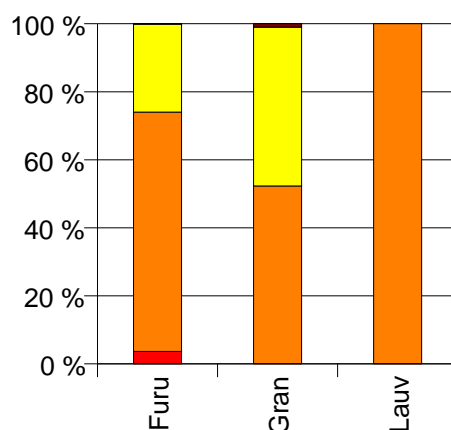
Volum 2002 (kbm)

	Spesial	Sagtømmer	Massevirke	Vrak	Sum:
Furu	163	3 129	1 151	4	4 447
Gran	36	56 844	50 787	1 074	108 741
Lauv		30	0		30
Sum:	199	60 003	51 938	1 078	113 218

Volum (kbm)



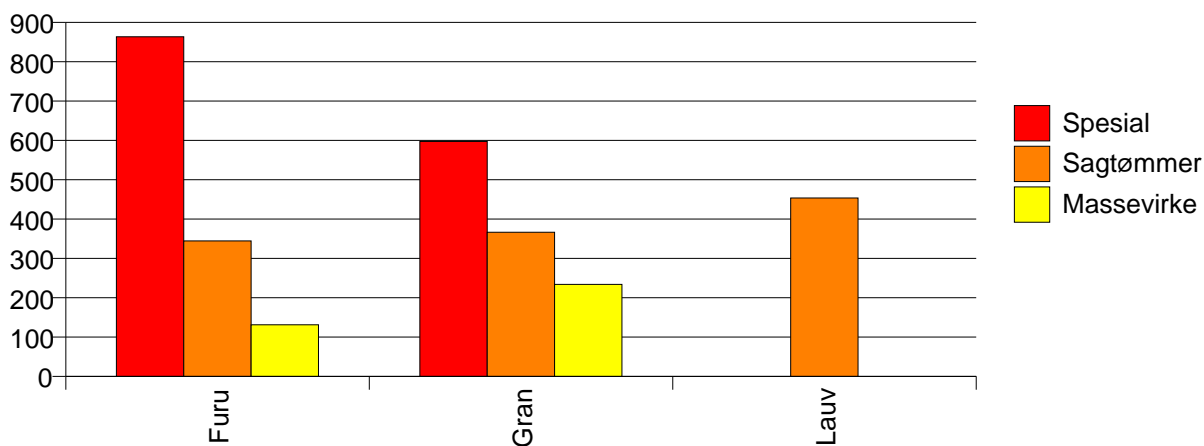
Volum (prosentfordelt)



Gjennomsnittspris 2002 (kr/kbm)

	Spesial	Sagtømmer	Massevirke	Vrak	Snitt
Furu	863	345	131	0	308
Gran	597	366	234	0	301
Lauv		454	#DIV/0		454
Snitt	815	365	232	0	301

Gjennomsnittspris (kr/kbm)

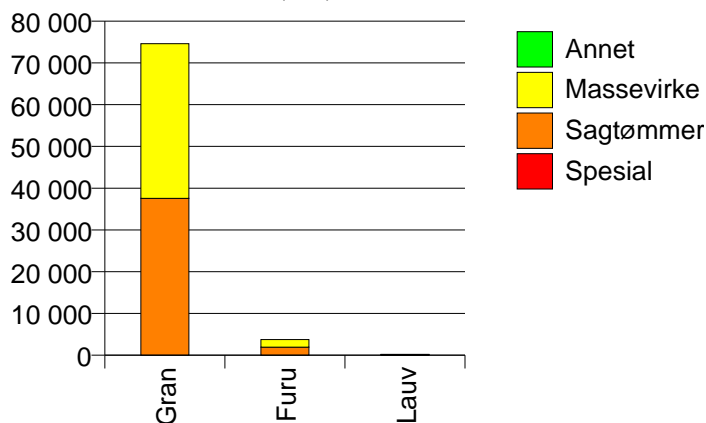


## 538 NORDRE LAN

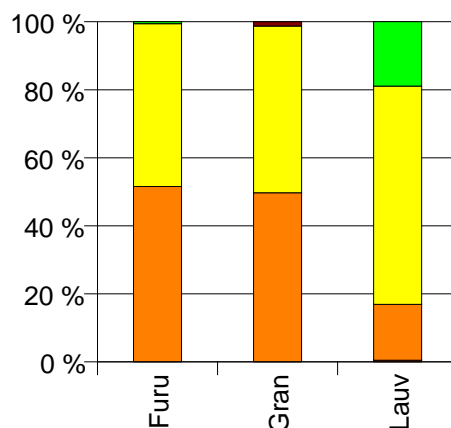
### Volum 2002 (kbm)

	Spesial	Sagtømmer	Massevirke	Annet	Vrak	Sum:
Furu		1 940	1 802	21		3 763
Gran		37 562	37 029		974	75 565
Lauv	1	33	129	38		201
Sum:	1	39 535	38 960	59	974	79 529

Volum (kbm)



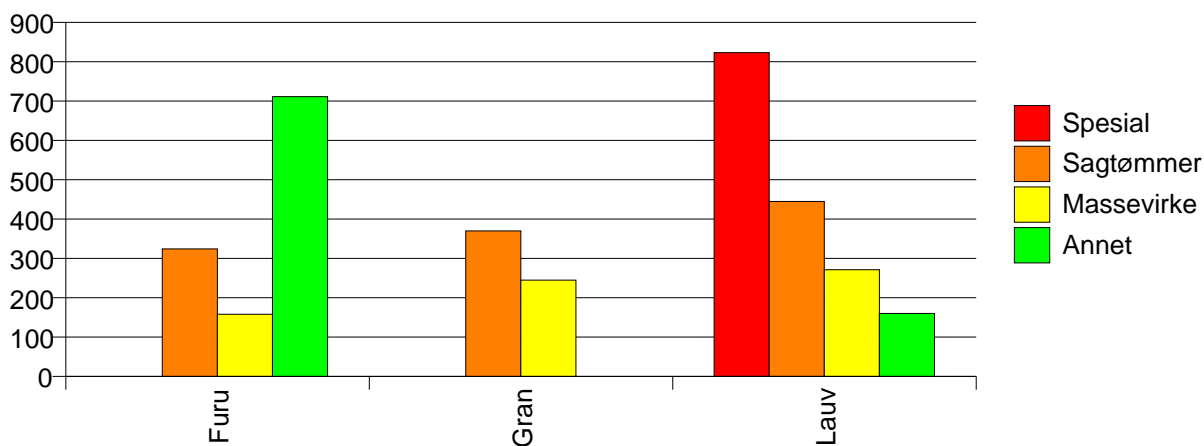
Volum (prosentfordelt)



### Gjennomsnittspris 2002 (kr/kbm)

	Spesial	Sagtømmer	Massevirke	Annet	Vrak	Snitt
Furu		324	158	711		247
Gran		370	245		0	304
Lauv	823	445	271	160		281
Snitt	823	368	241	356	0	301

Gjennomsnittspris (kr/kbm)

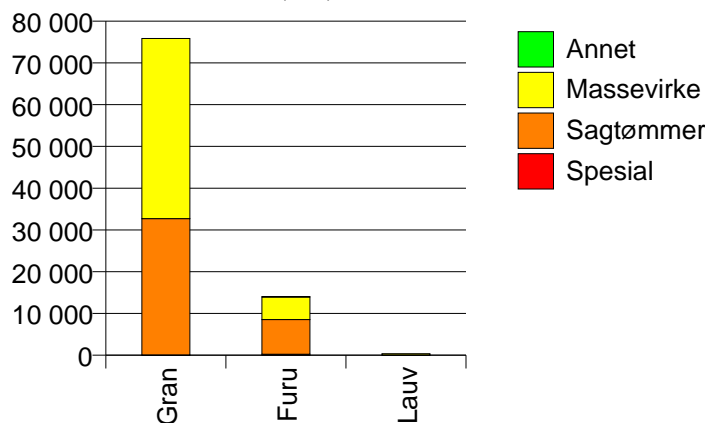


## 540 SØR-AURDAL

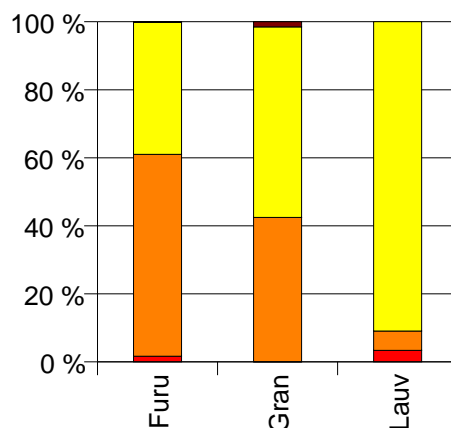
Volum 2002 (kbm)

	Spesial	Sagtømmer	Massevirke	Annet	Vrak	Sum:
Furu	233	8 308	5 436	15	4	13 996
Gran	51	32 656	43 137		1 173	77 017
Lauv	12	20	321			353
Sum:	296	40 984	48 894	15	1 177	91 366

Volum (kbm)



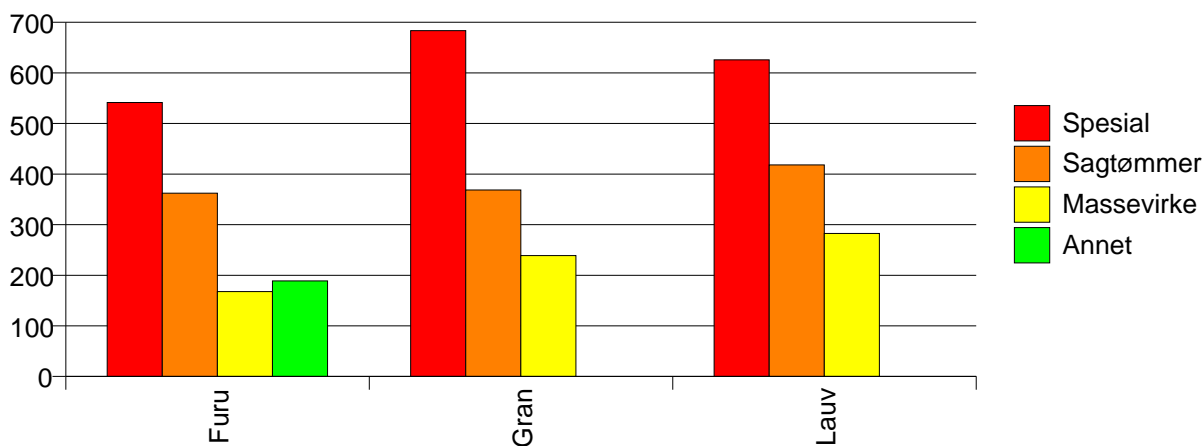
Volum (prosentfordelt)



Gjennomsnittspris 2002 (kr/kbm)

	Spesial	Sagtømmer	Massevirke	Annet	Vrak	Snitt
Furu	541	362	168	189	0	289
Gran	684	369	239		0	291
Lauv	626	418	283			302
Snitt	569	367	231	189	0	290

Gjennomsnittspris (kr/kbm)

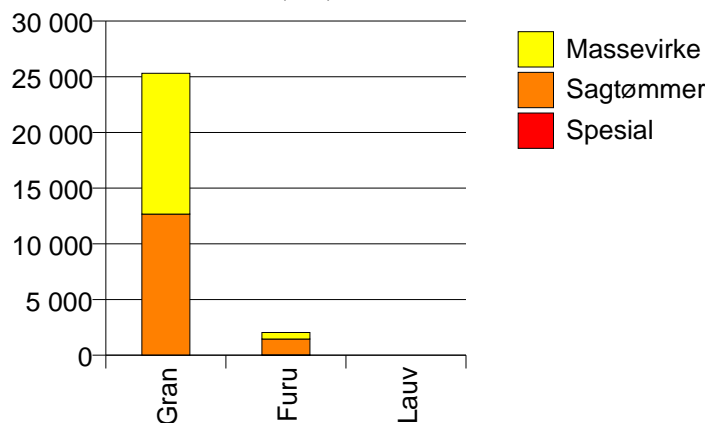


## 541 ETNEDAL

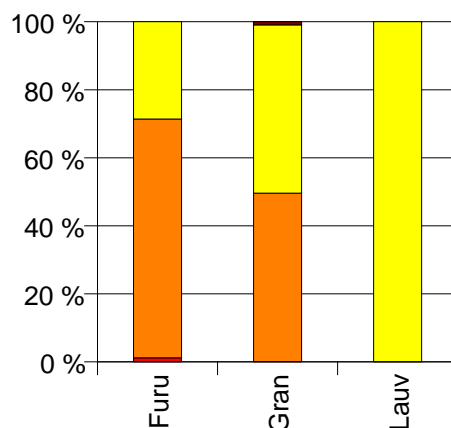
### Volum 2002 (kbm)

	Spesial	Sagtømmer	Massevirke	Vrak	Sum:
Furu	24	1 431	583		2 038
Gran	3	12 666	12 640	233	25 542
Lauv			11		11
Sum:	27	14 097	13 234	233	27 591

Volum (kbm)



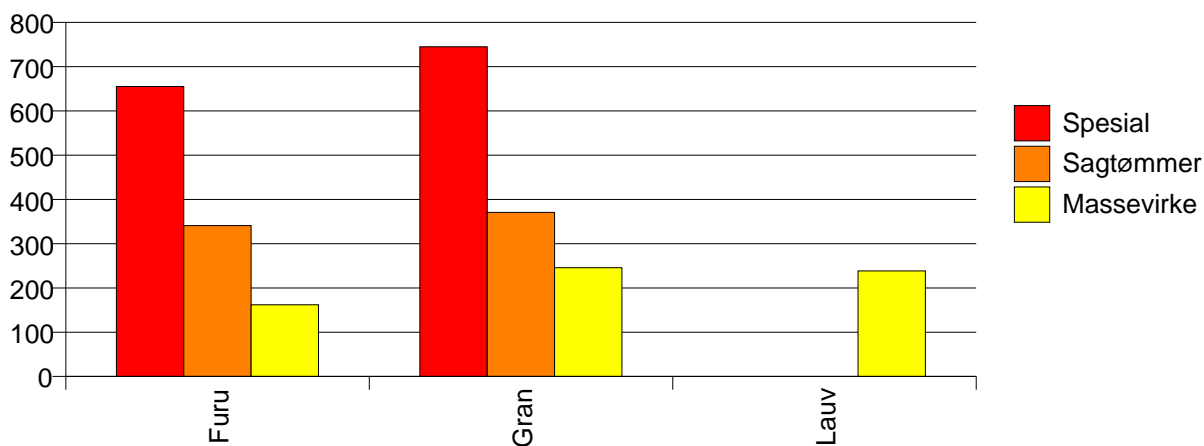
Volum (prosentfordelt)



### Gjennomsnittspris 2002 (kr/kbm)

	Spesial	Sagtømmer	Massevirke	Vrak	Snitt
Furu	655	341	162		293
Gran	745	371	246	0	305
Lauv			238		238
Snitt	665	368	242	0	304

Gjennomsnittspris (kr/kbm)



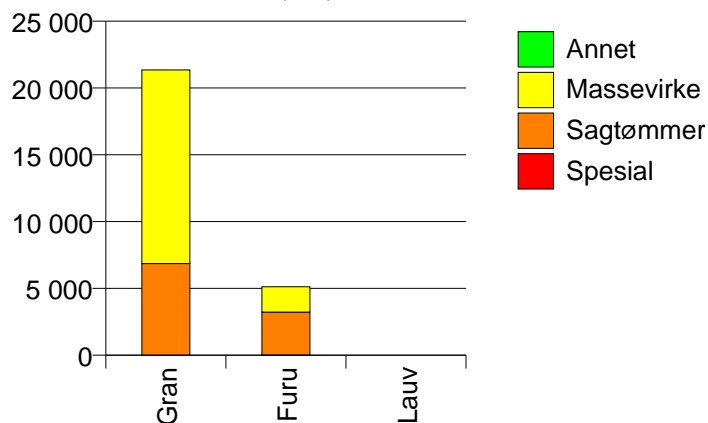


## 542 NORD-AURDA

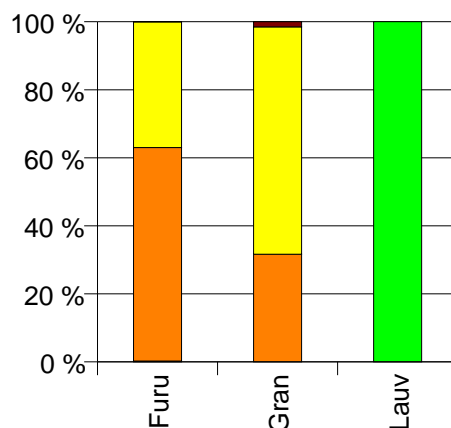
Volum 2002 (kbm)

	Spesial	Sagtømmer	Massevirke	Annet	Vrak	Sum:
Furu	13	3 217	1 895	0	2	5 127
Gran		6 856	14 483		328	21 667
Lauv				7		7
Sum:	13	10 073	16 378	7	330	26 801

Volum (kbm)



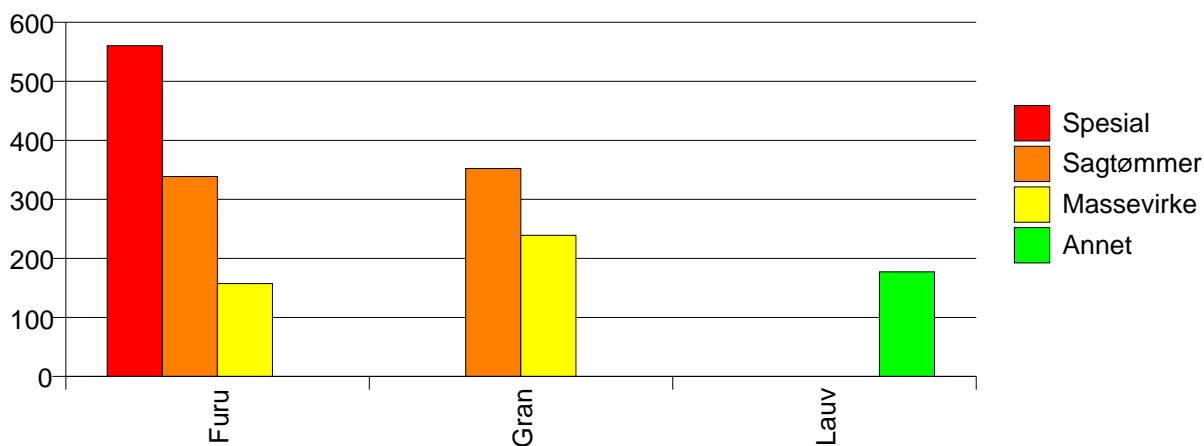
Volum (prosentfordelt)



Gjennomsnittspris 2002 (kr/kbm)

	Spesial	Sagtømmer	Massevirke	Annet	Vrak	Snitt
Furu	560	339	157	#DIV/0	0	272
Gran		352	239		0	271
Lauv				177		177
Snitt	560	348	230	188	0	271

Gjennomsnittspris (kr/kbm)

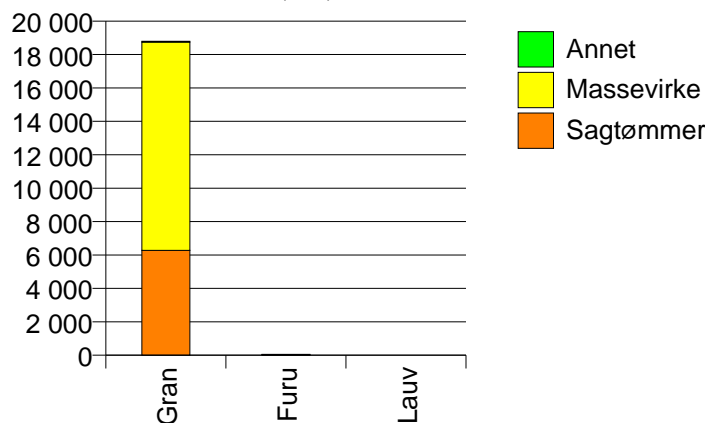


## 543 VESTRE SLI

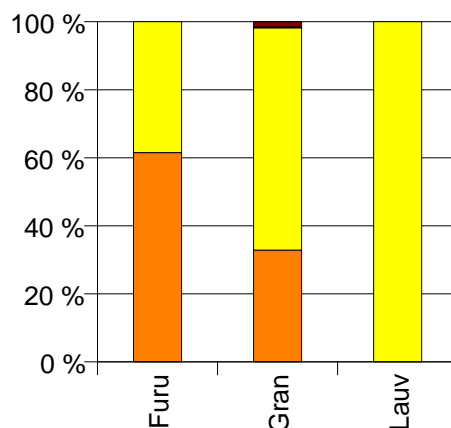
Volum 2002 (kbm)

	Sagtømmer	Massevirke	Annet	Vrak	Sum:
Furu	32	20			52
Gran	6 273	12 469	45	293	19 080
Lauv		5			5
Sum:	6 305	12 494	45	293	19 137

Volum (kbm)



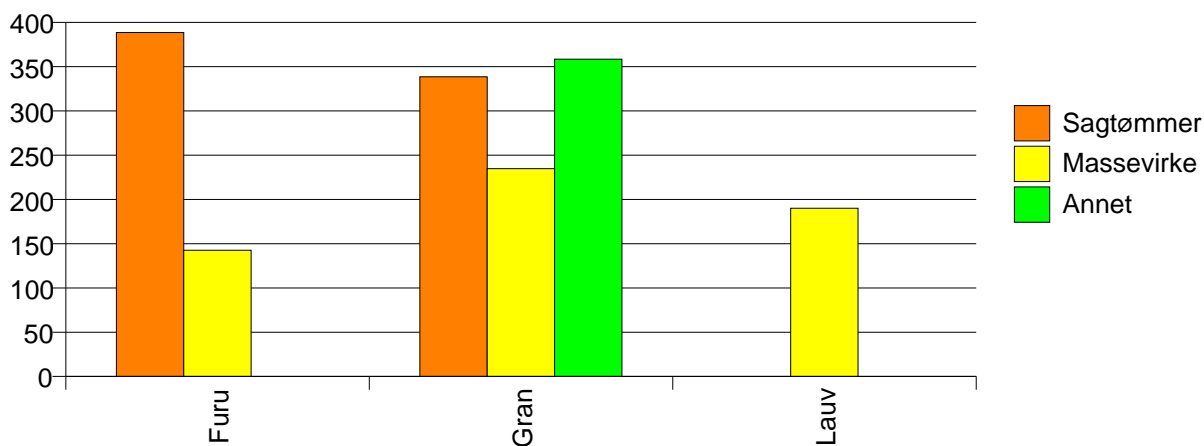
Volum (prosentfordelt)



Gjennomsnittspris 2002 (kr/kbm)

	Sagtømmer	Massevirke	Annet	Vrak	Snitt
Furu	389	143			294
Gran	339	235	358	0	266
Lauv		190			190
Snitt	339	235	358	0	266

Gjennomsnittspris (kr/kbm)

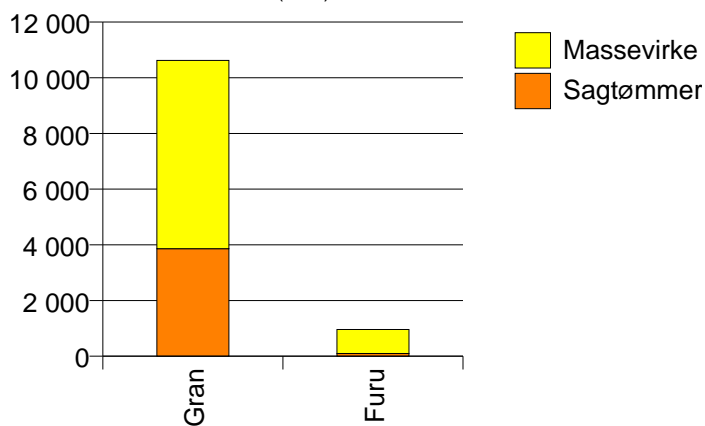


## 544 ØYSTRE SLI

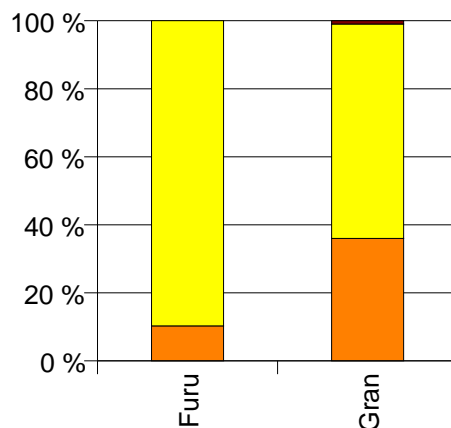
Volum 2002 (kbm)

	Sagtømmer	Massevirke	Vrak	Sum:
Furu	99	863		962
Gran	3 864	6 759	103	10 726
Sum:	3 963	7 622	103	11 688

Volum (kbm)



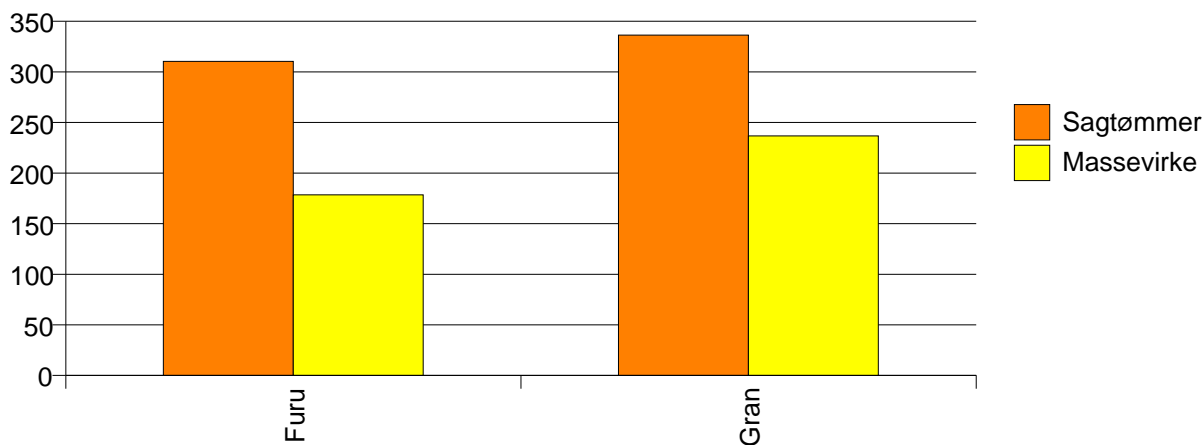
Volum (prosentfordelt)



Gjennomsnittspris 2002 (kr/kbm)

	Sagtømmer	Massevirke	Vrak	Snitt
Furu	310	178		192
Gran	336	237	0	270
Snitt	336	230	0	264

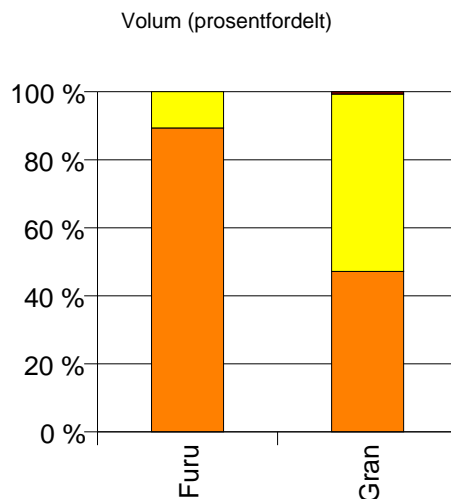
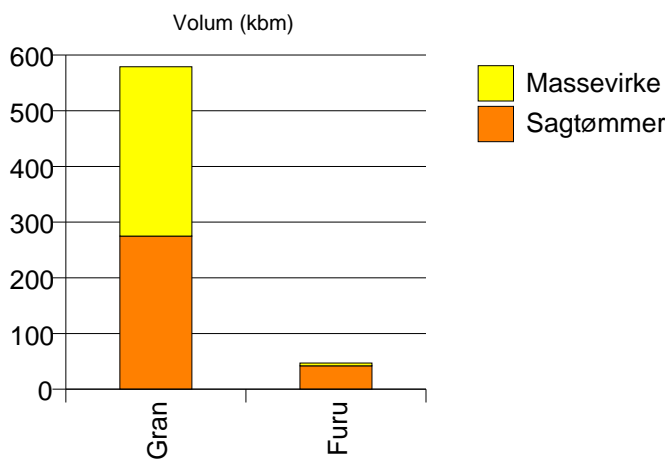
Gjennomsnittspris (kr/kbm)



## 545 VANG

Volum 2002 (kbm)

	Sagtømmer	Massevirke	Vrak	Sum:
Furu	42	5		47
Gran	275	304	4	583
Sum:	317	309	4	630



Gjennomsnittspris 2002 (kr/kbm)

	Sagtømmer	Massevirke	Vrak	Snitt
Furu	163	159		163
Gran	339	252	0	291
Snitt	316	251	0	282

