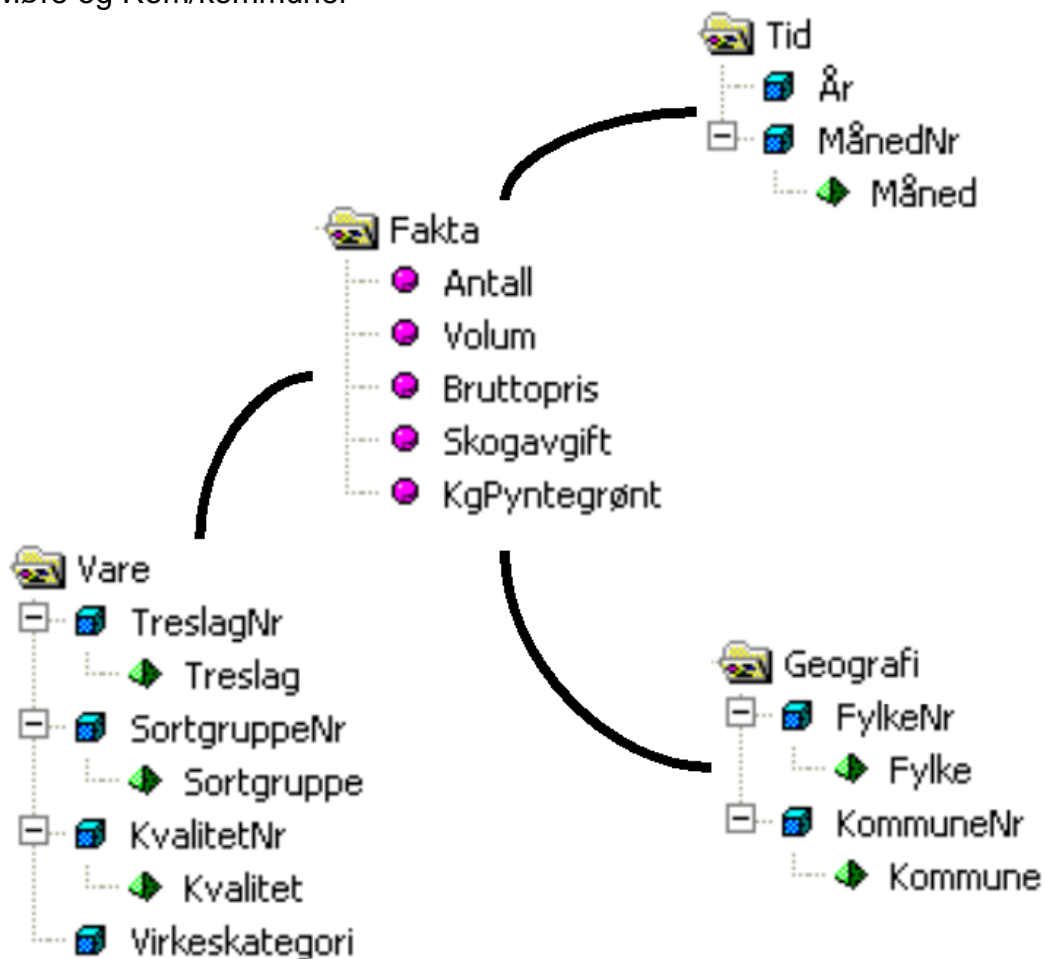




Virkestatistikk fra SKOG-DATA AS

Møre og Rom/kommuner



Dataene i rapporten er hentet fra databasen som inneholder virkesdata med tilhørende innbetalinger av skogavgift. Rapporten er laget med Business Objects, som er sluttbrukerverktøyet i Skog-Data sine nye datavarehus-løsninger. Business Objects er ett meget sterkt rapportverktøy som kan presentere store mengder data effektivt.

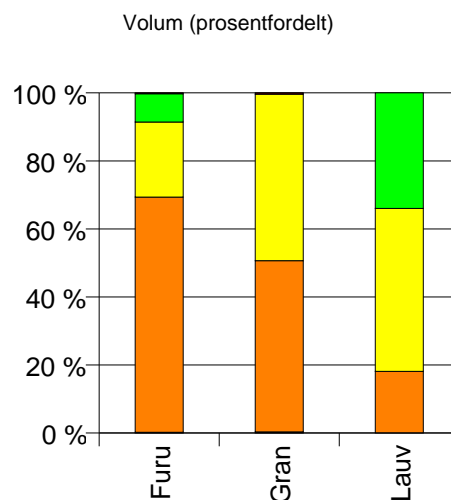
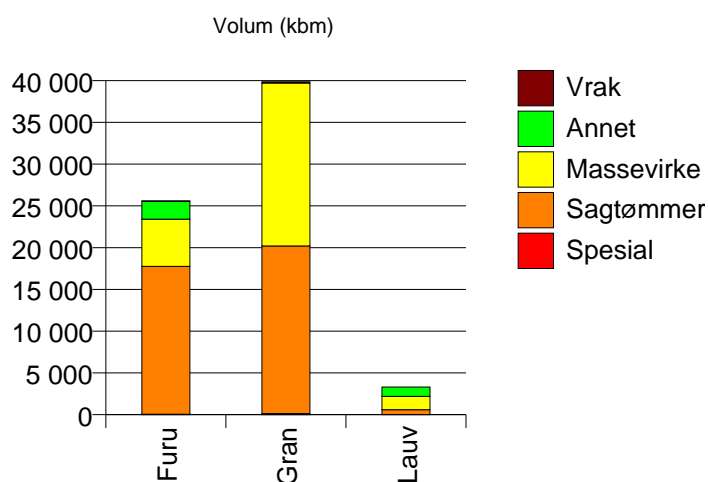
Rapportene kan lastes ned fra www.skogdata.no/statistikk

For mer informasjon, kontakt: alexanderh@skogdata.no

Møre og Romsdal

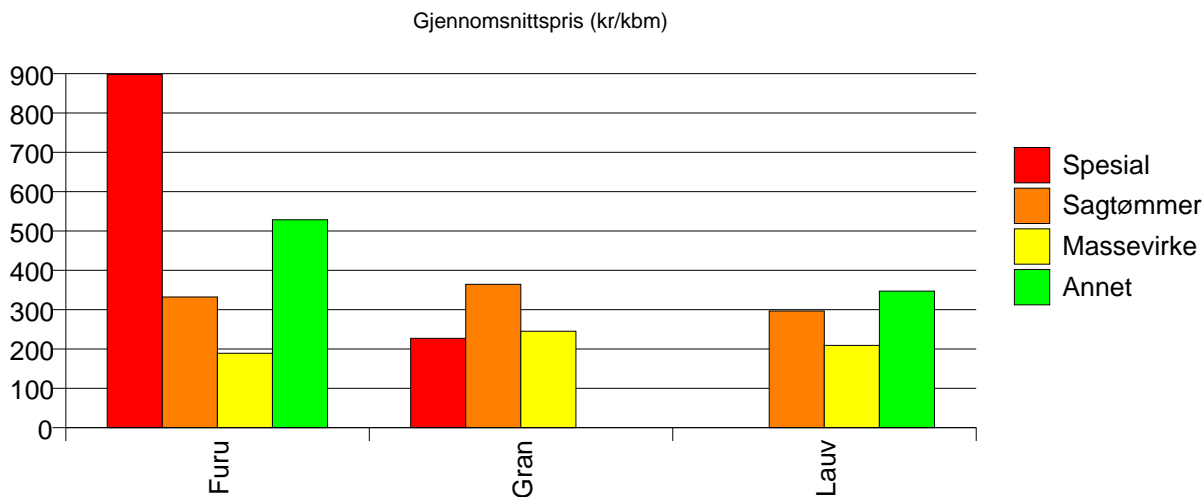
Volum 2002 (kbm)

	Spesial	Sagtømmer	Massevirke	Annet	Vrak	Sum:
Furu	58	17 694	5 650	2 123	68	25 593
Gran	130	20 063	19 506		145	39 844
Lauv		601	1 586	1 125		3 312
Sum:	188	38 358	26 742	3 248	213	68 749



Gjennomsnittspris 2002 (kr/kbm)

	Spesial	Sagtømmer	Massevirke	Annet	Vrak	Snitt:
Furu	898	332	189	529	0	317
Gran	227	365	245		0	304
Lauv		297	209	347		272
Snitt:	434	349	231	466	0	308

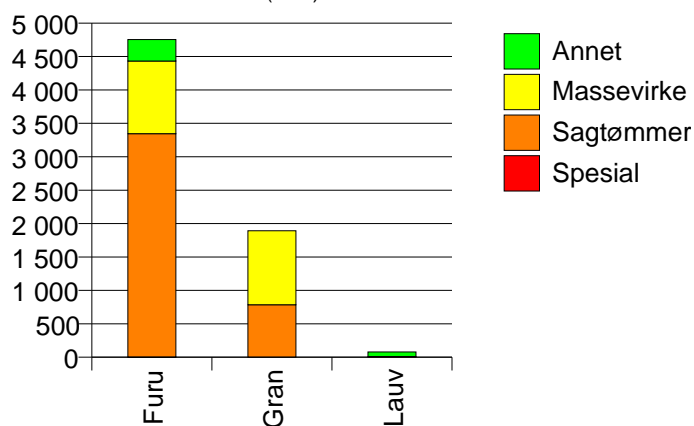


1502 MOLDE

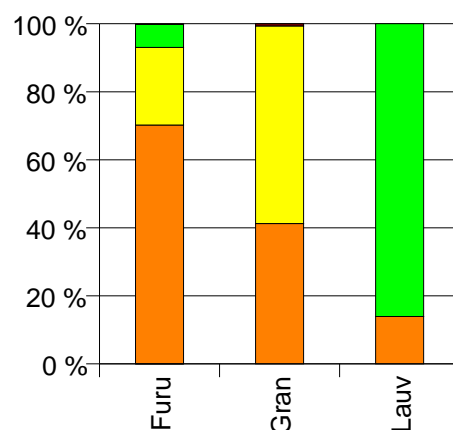
Volum 2002 (kbm)

	Spesial	Sagtømmer	Massevirke	Annet	Vrak	Sum:
Furu	3	3 342	1 088	321	10	4 764
Gran		786	1 107		12	1 905
Lauv		11		68		79
Sum:	3	4 139	2 195	389	22	6 748

Volum (kbm)



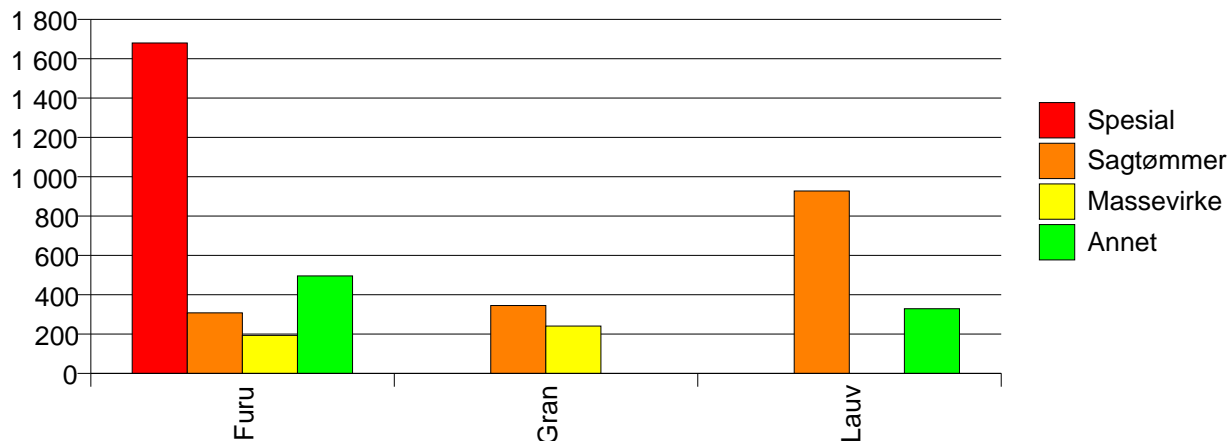
Volum (prosentfordelt)



Gjennomsnittspris 2002 (kr/kbm)

	Spesial	Sagtømmer	Massevirke	Annet	Vrak	Snitt
Furu	1 680	308	193	496	0	294
Gran		345	241		0	282
Lauv		927		329		412
Snitt	1 680	316	217	467	0	292

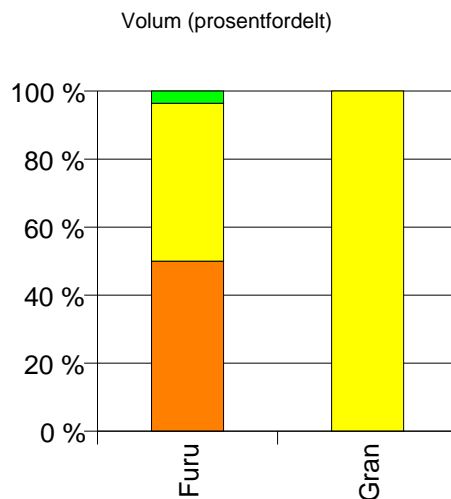
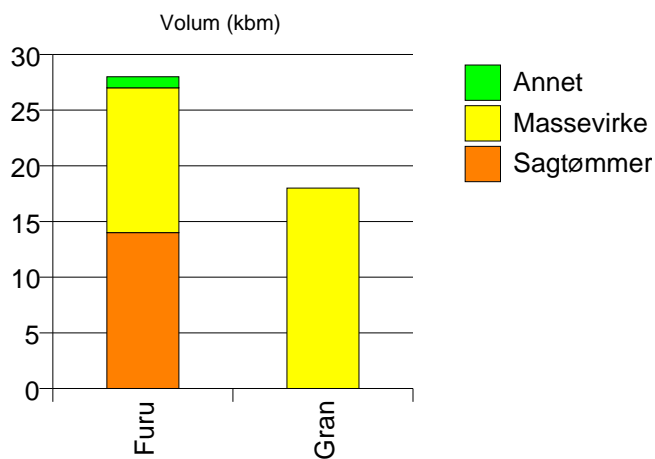
Gjennomsnittspris (kr/kbm)



1503 KRISTIANSU

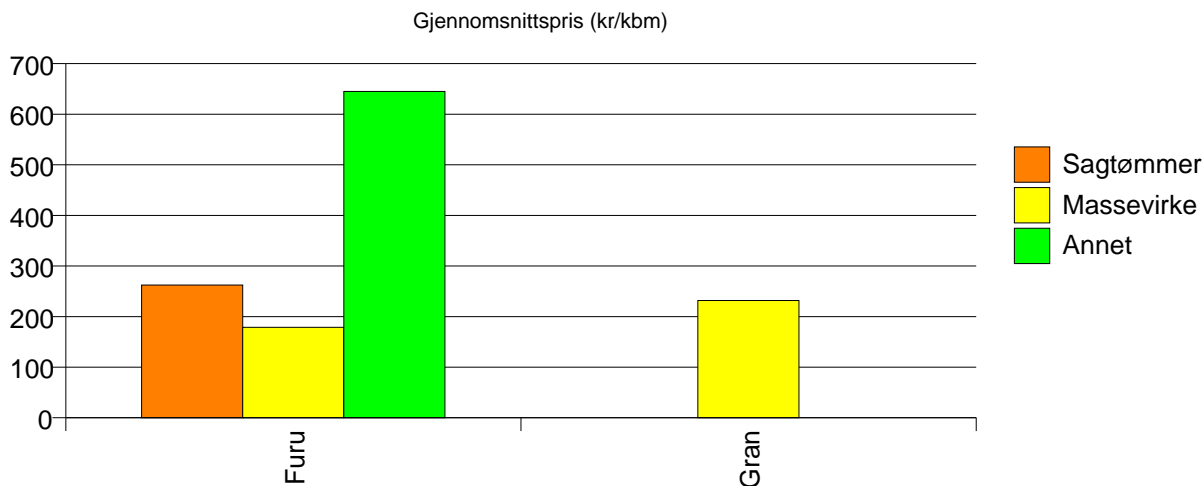
Volum 2002 (kbm)

	Sagtømmer	Massevirke	Annet	Sum:
Furu	14	13	1	28
Gran		18		18
Sum:	14	31	1	46



Gjennomsnittspris 2002 (kr/kbm)

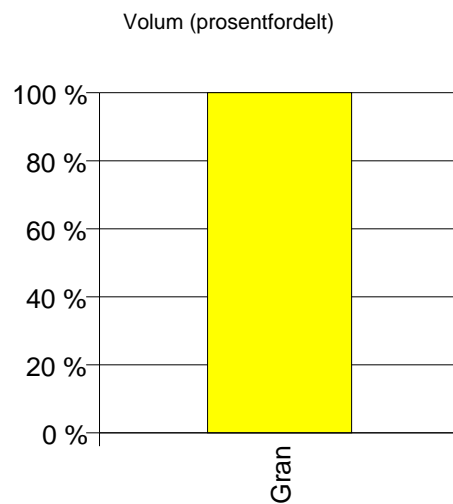
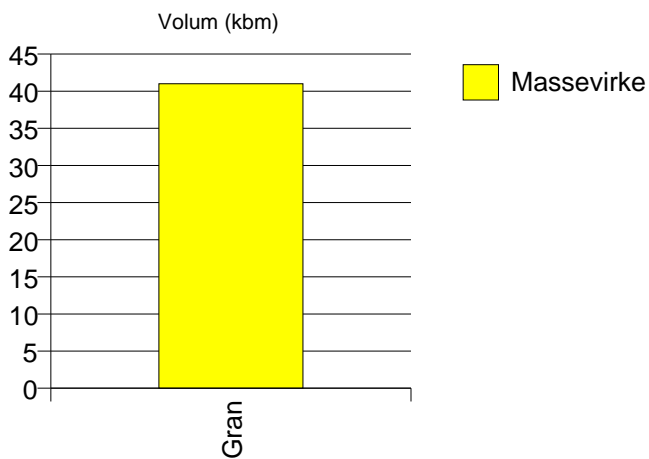
	Sagtømmer	Massevirke	Annet	Snitt
Furu	262	179	645	237
Gran		232		232
Snitt	262	210	645	235



1504 ÅLESUND


Volum 2002 (kbm)

	Massevirke	Sum:
Gran	41	41
Sum:	41	41



Gjennomsnittspris 2002 (kr/kbm)

Gran	245	245
Snitt	245	245

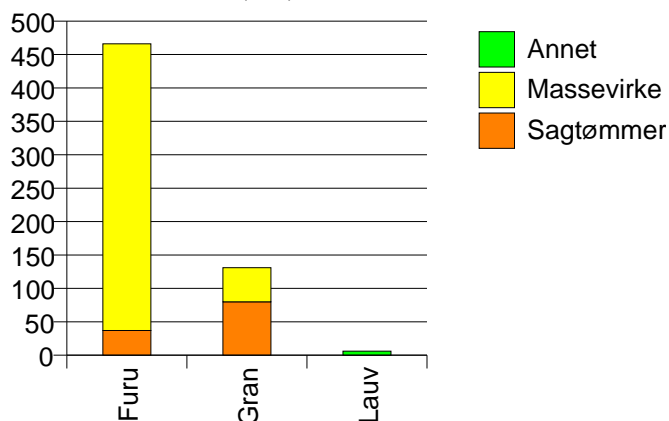


1511 VANYLVEN

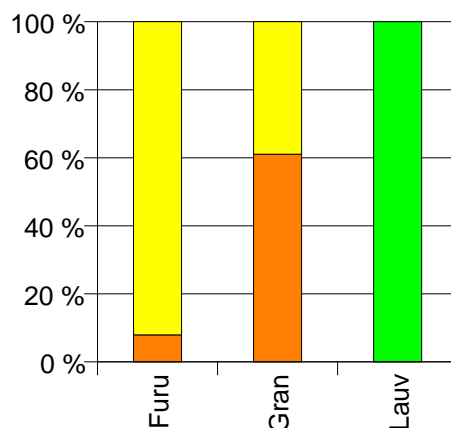
Volum 2002 (kbm)

	Sagtømmer	Massevirke	Annet	Sum:
Furu	37	429		466
Gran	80	51		131
Lauv			6	6
Sum:	117	480	6	603

Volum (kbm)



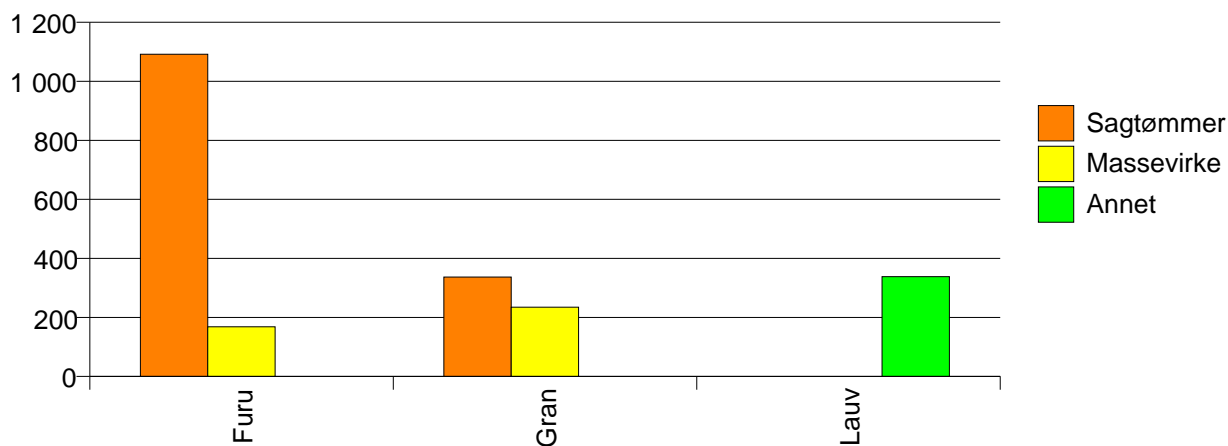
Volum (prosentfordelt)



Gjennomsnittspris 2002 (kr/kbm)

	Sagtømmer	Massevirke	Annet	Snitt
Furu	1 092	168		242
Gran	337	235		297
Lauv			338	338
Snitt	576	175	338	255

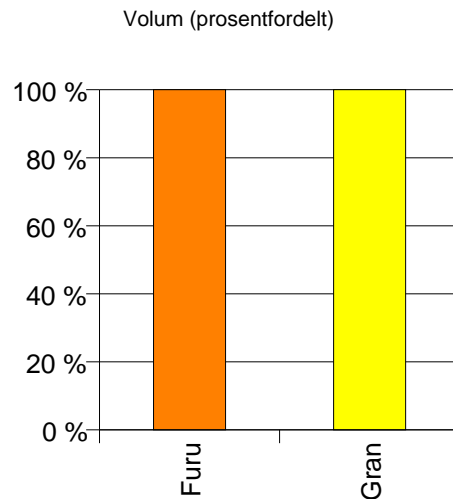
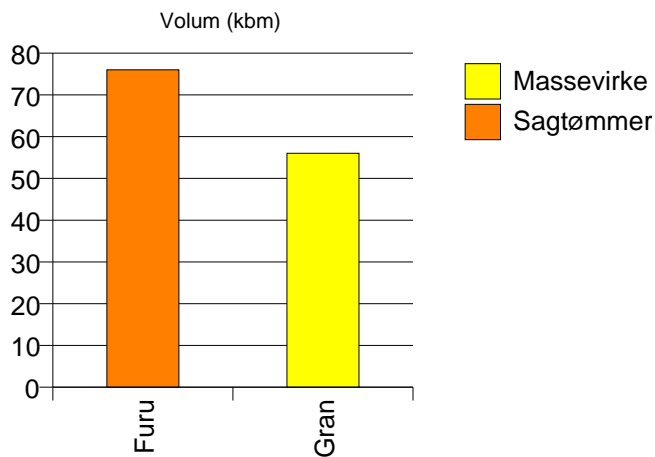
Gjennomsnittspris (kr/kbm)



1514 SANDE

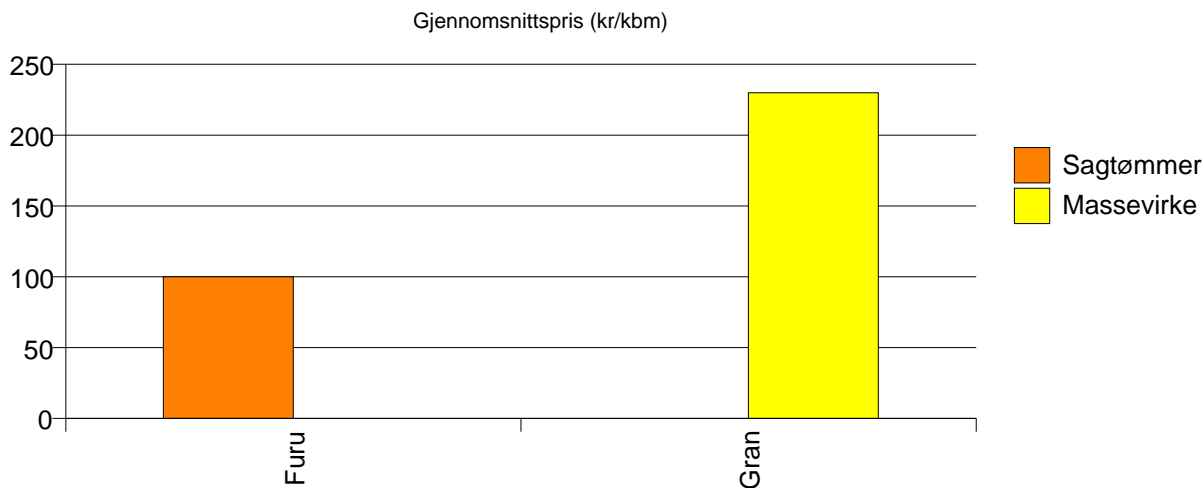
Volum 2002 (kbm)

	Sagtømmer	Massevirke	Sum:
Furu	76		76
Gran		56	56
Sum:	76	56	132



Gjennomsnittspris 2002 (kr/kbm)

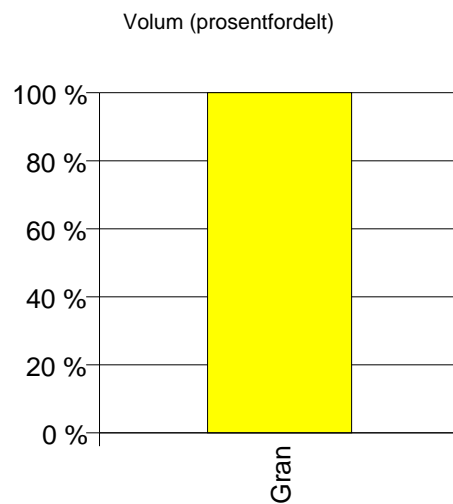
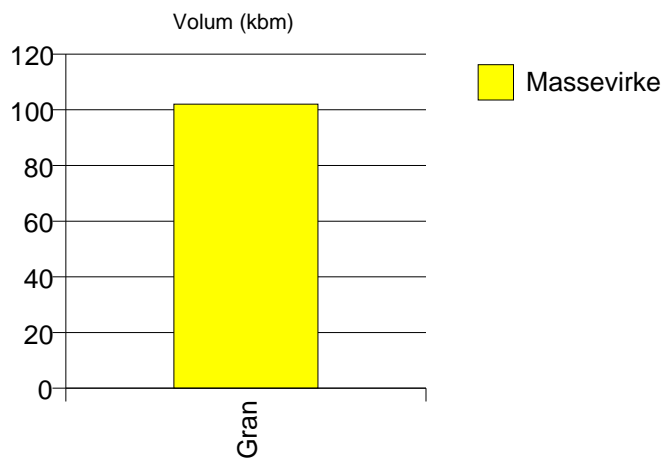
	Sagtømmer	Massevirke	Snitt
Furu	100		100
Gran		230	230
Snitt	100	230	155



1515 HERØY


Volum 2002 (kbm)

	Massevirke	Sum:
Gran	102	102
Sum:	102	102



Gjennomsnittspris 2002 (kr/kbm)

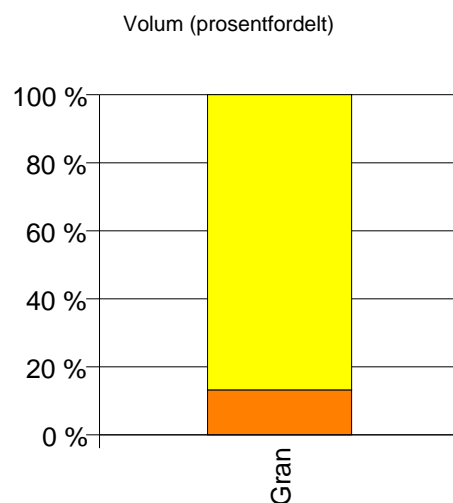
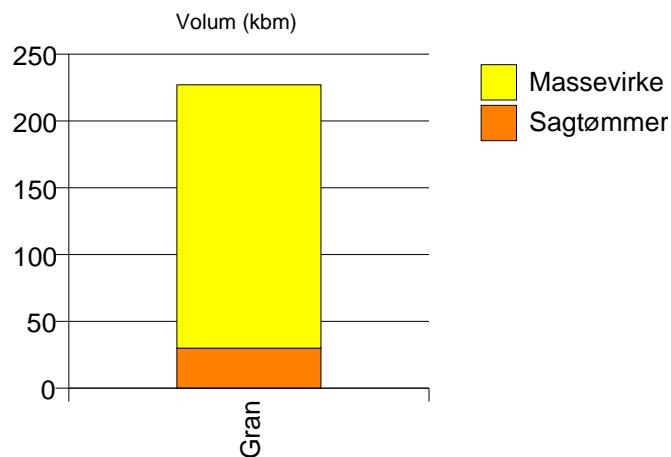
Gran	244	244
Snitt	244	244



1517 HAREID

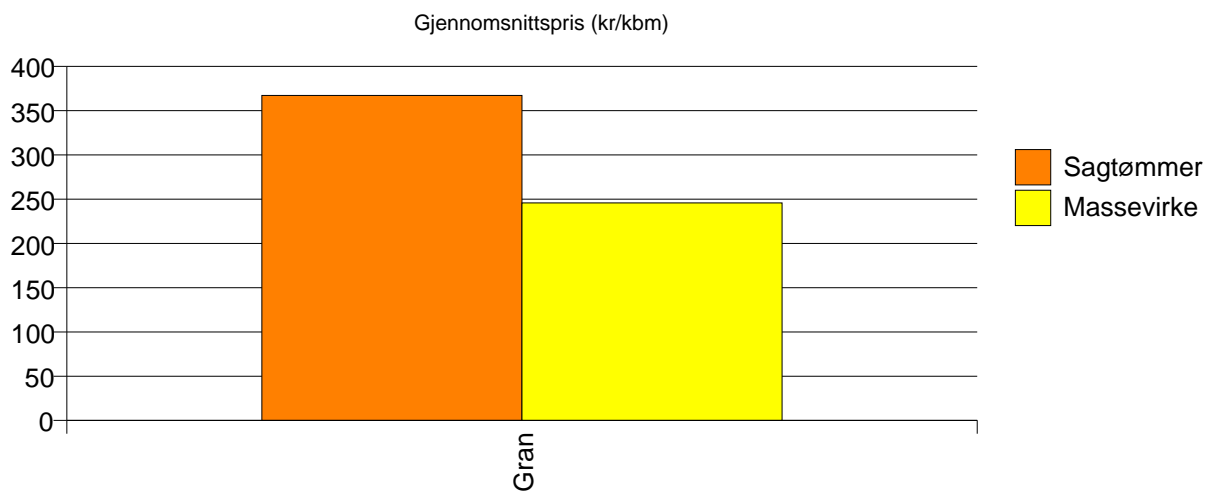
Volum 2002 (kbm)

	Sagtømmer	Massevirke	Sum:
Gran	30	197	227
Sum:	30	197	227



Gjennomsnittspris 2002 (kr/kbm)

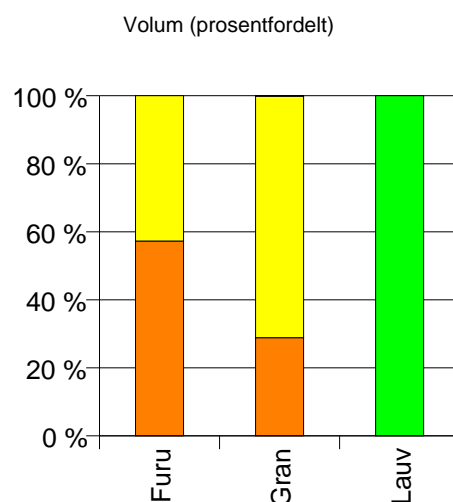
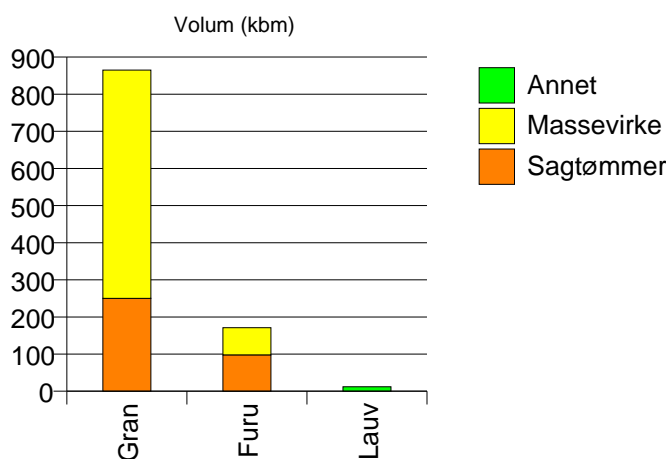
Gran	367	246	262
Snitt	367	246	262



1519 VOLDA

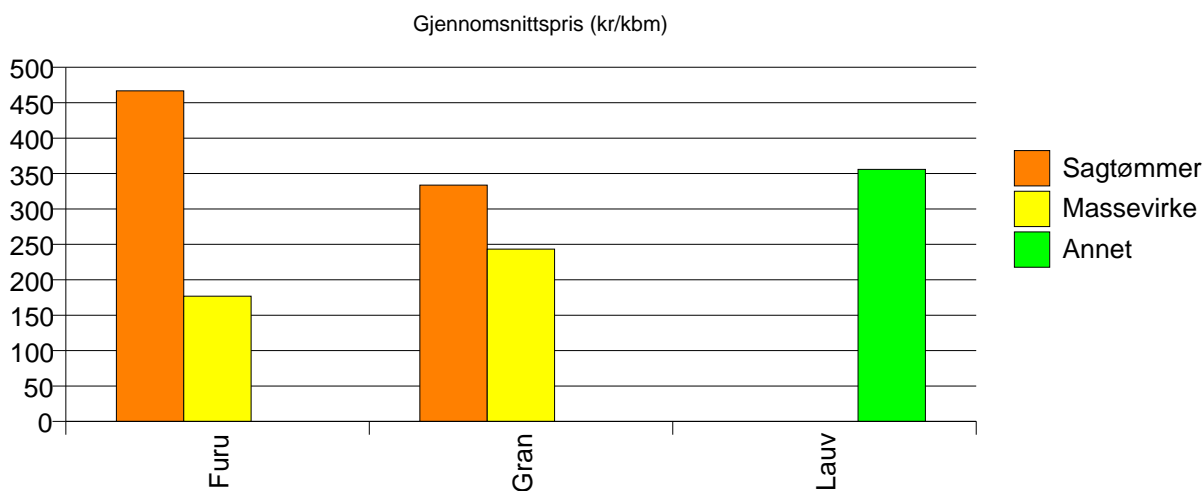
Volum 2002 (kbm)

	Sagtømmer	Massevirke	Annet	Vrak	Sum:
Furu	98	73			171
Gran	250	615		1	866
Lauv			12		12
Sum:	348	688	12	1	1 049



Gjennomsnittspris 2002 (kr/kbm)

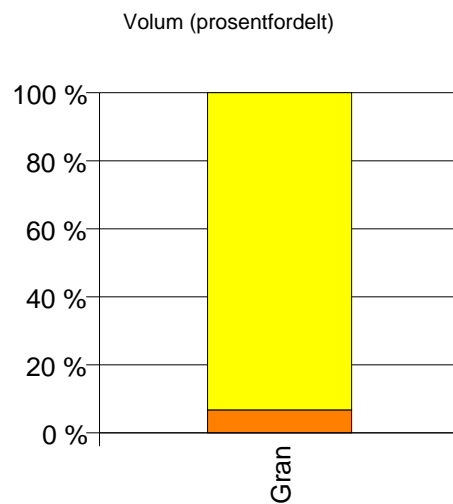
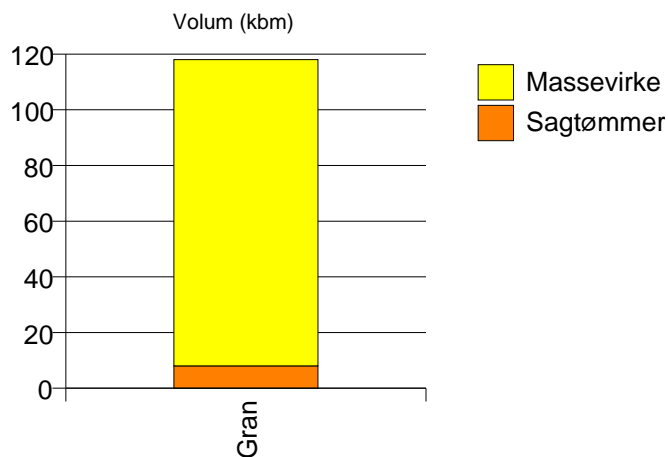
	Sagtømmer	Massevirke	Annet	Vrak	Snitt
Furu	467	177			343
Gran	334	243		0	269
Lauv			356		356
Snitt	371	236	356	0	282



1520 ØRSTA

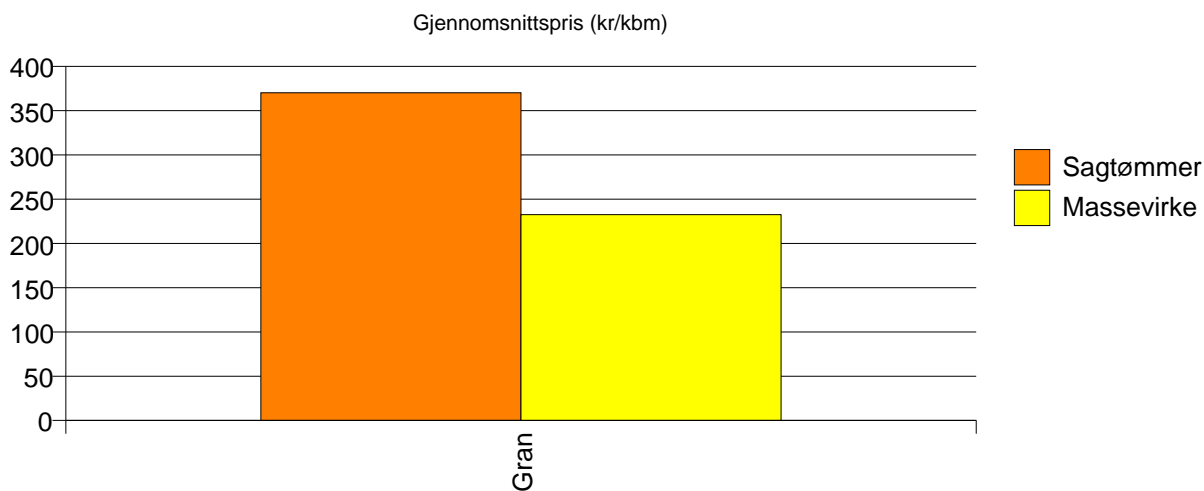
Volum 2002 (kbm)

	Sagtømmer	Massevirke	Sum:
Gran	8	110	118
Sum:	8	110	118



Gjennomsnittspris 2002 (kr/kbm)

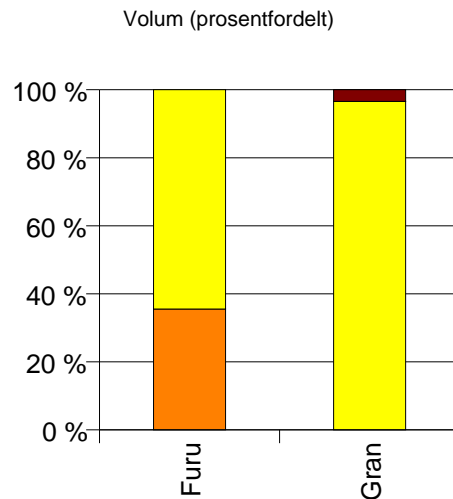
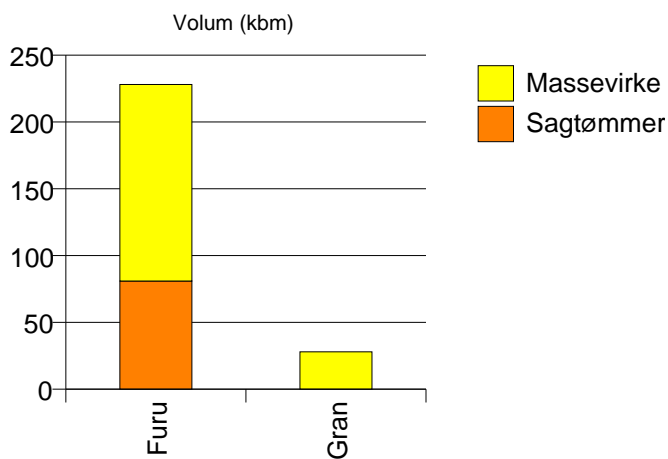
Gran	370	232	242
Snitt	370	232	242



1523 ØRSKOG

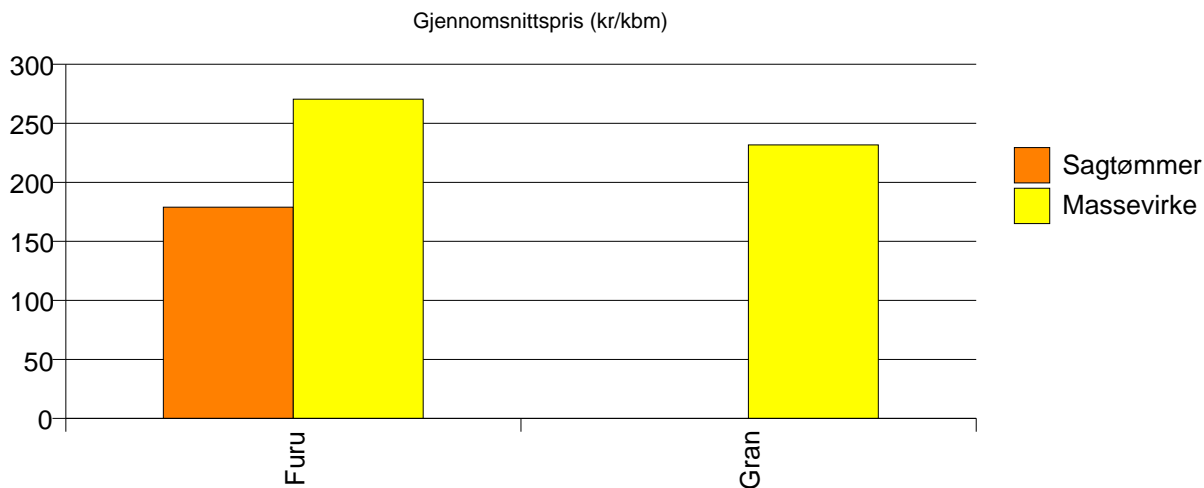
Volum 2002 (kbm)

	Sagtømmer	Massevirke	Vrak	Sum:
Furu	81	147		228
Gran		28	1	29
Sum:	81	175	1	257



Gjennomsnittspris 2002 (kr/kbm)

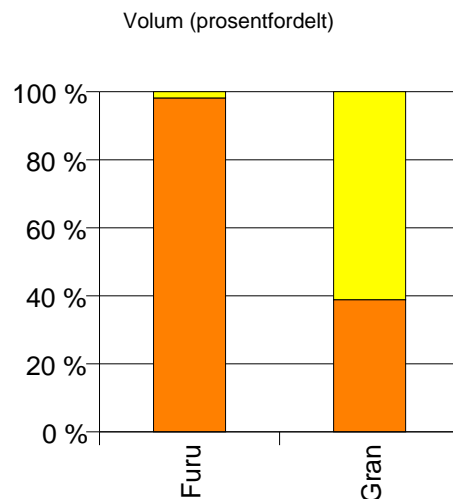
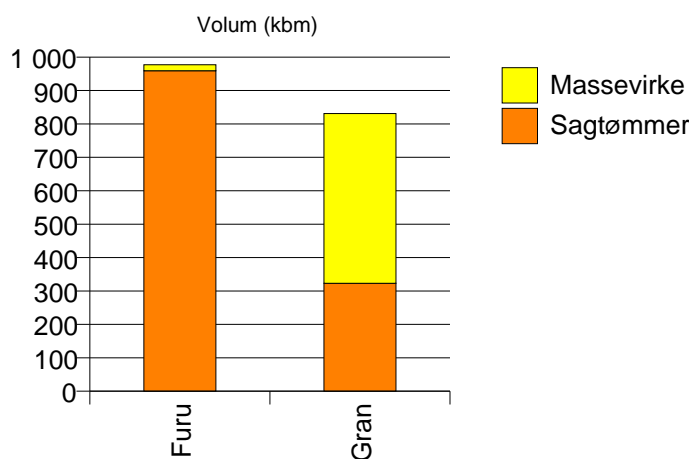
	Sagtømmer	Massevirke	Vrak	Snitt
Furu	179	271		238
Gran		232	0	224
Snitt	179	264	0	236



1524 NORDDAL

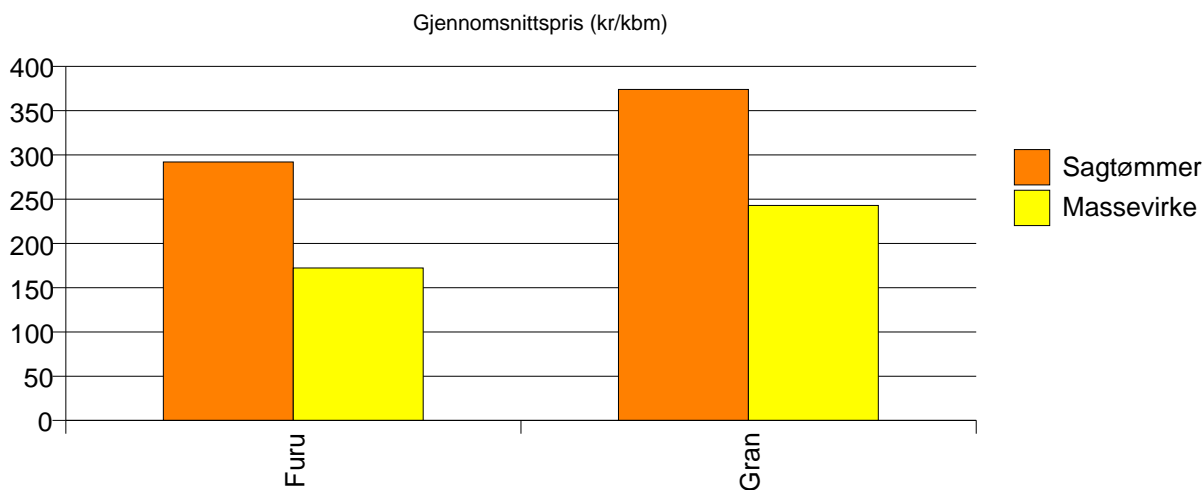
Volum 2002 (kbm)

	Sagtømmer	Massevirke	Sum:
Furu	959	18	977
Gran	323	508	831
Sum:	1 282	526	1 808



Gjennomsnittspris 2002 (kr/kbm)

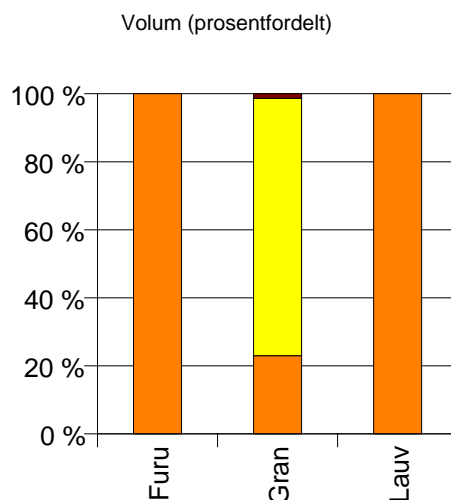
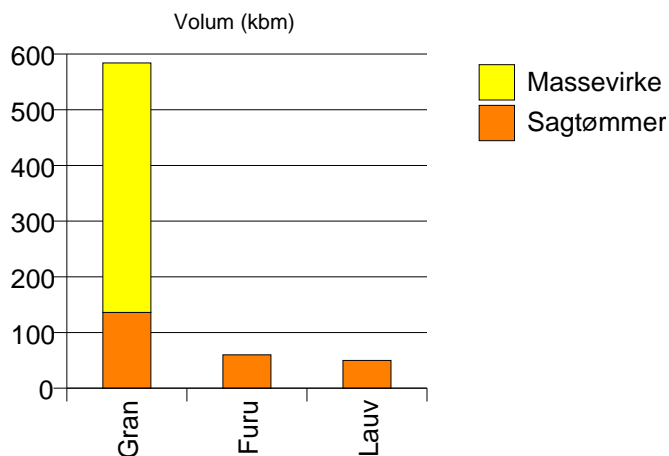
	Sagtømmer	Massevirke	Snitt
Furu	292	172	290
Gran	374	243	294
Snitt	313	240	292



1525 STRANDA

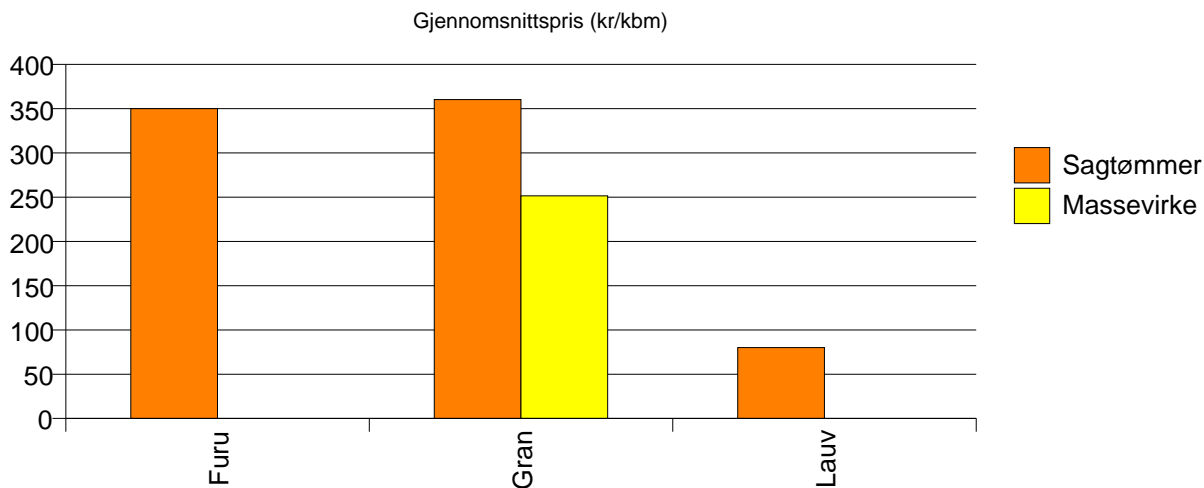
Volum 2002 (kbm)

	Sagtømmer	Massevirke	Vrak	Sum:
Furu	60			60
Gran	136	448	8	592
Lauv	50			50
Sum:	246	448	8	702



Gjennomsnittspris 2002 (kr/kbm)

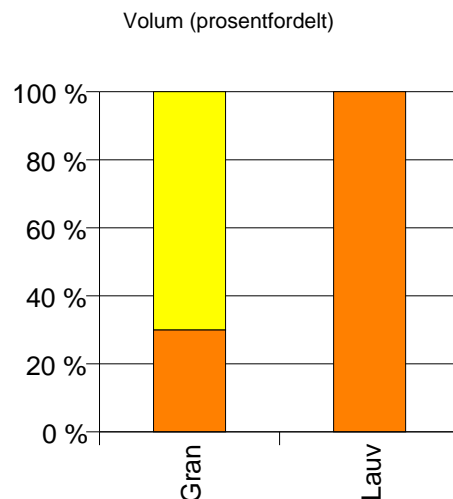
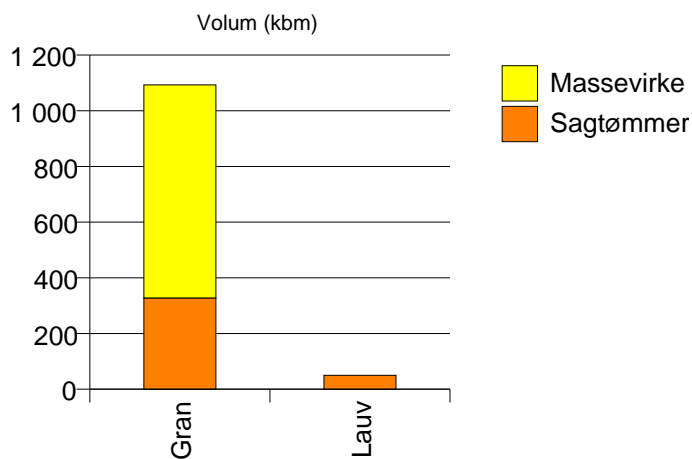
	Sagtømmer	Massevirke	Vrak	Snitt
Furu	350			350
Gran	360	251	0	273
Lauv	80			80
Snitt	301	251	0	266



1526 STORDAL

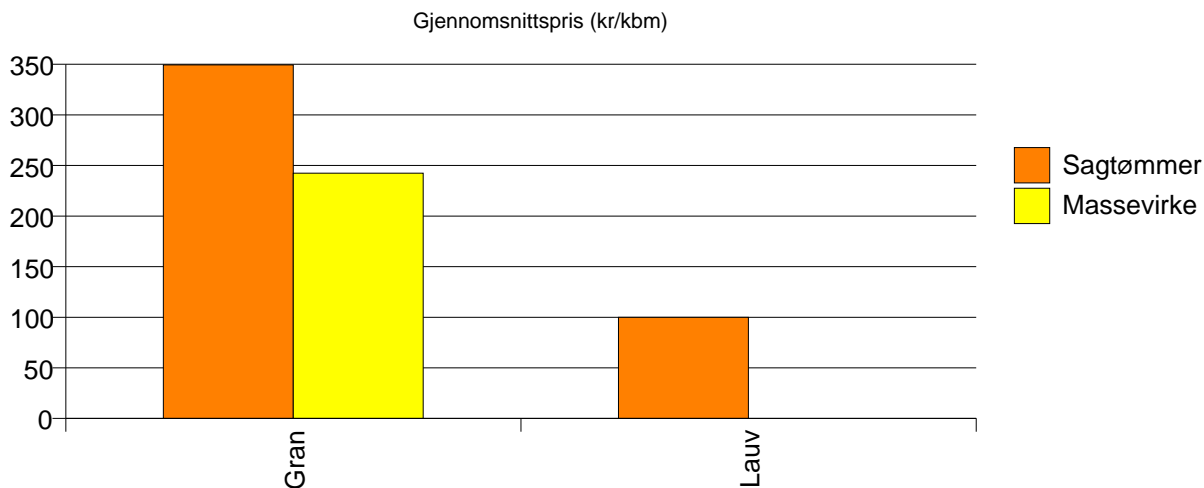
Volum 2002 (kbm)

	Sagtømmer	Massevirke	Sum:
Gran	328	765	1 093
Lauv	50		50
Sum:	378	765	1 143



Gjennomsnittspris 2002 (kr/kbm)

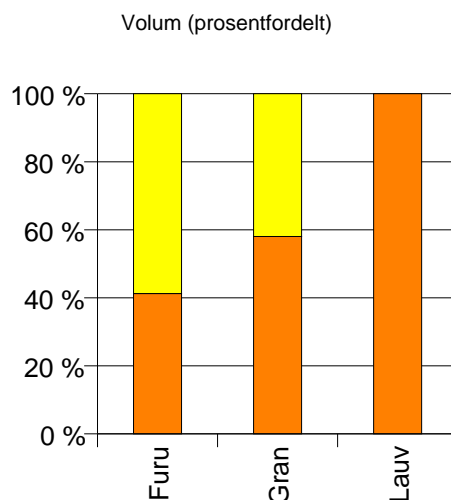
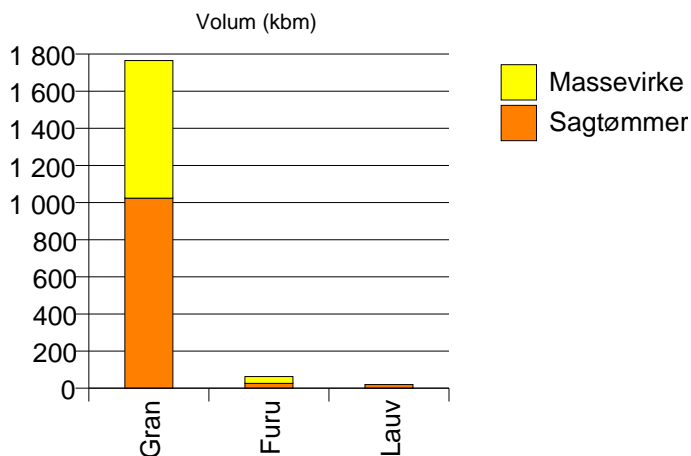
	Sagtømmer	Massevirke	Snitt
Gran	349	242	275
Lauv	100		100
Snitt	316	242	267



1528 SYKKYLVEN

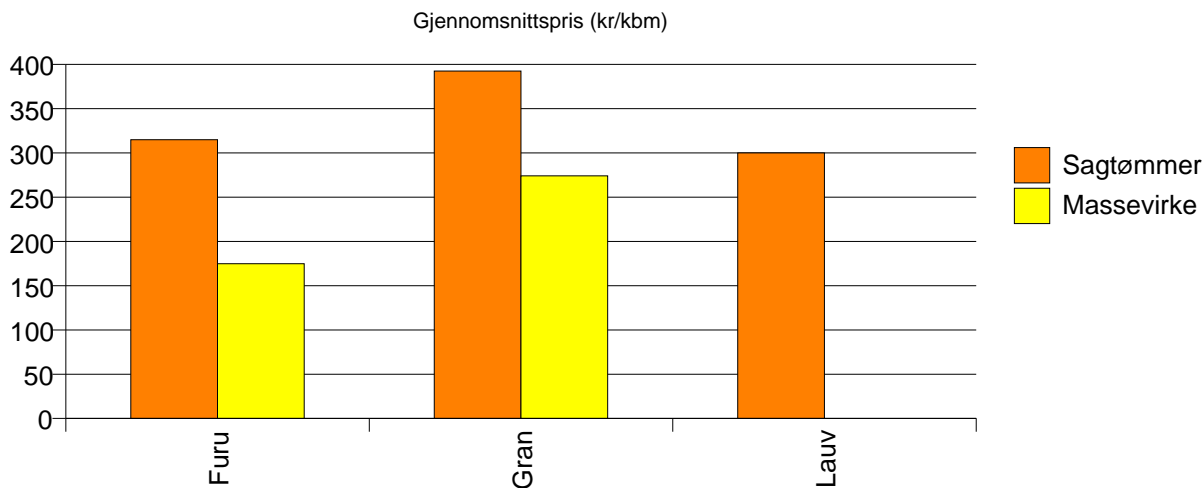
Volum 2002 (kbm)

	Sagtømmer	Massevirke	Sum:
Furu	26	37	63
Gran	1 024	741	1 765
Lauv	20		20
Sum:	1 070	778	1 848



Gjennomsnittspris 2002 (kr/kbm)

	Sagtømmer	Massevirke	Snitt
Furu	315	175	233
Gran	392	274	343
Lauv	300		300
Snitt	389	269	338

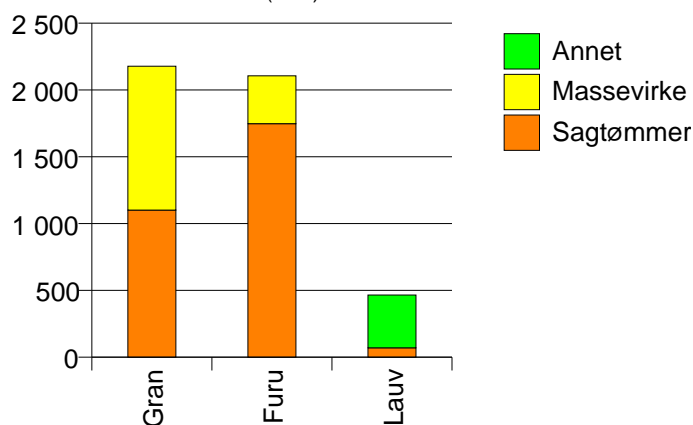


1529 SKODJE

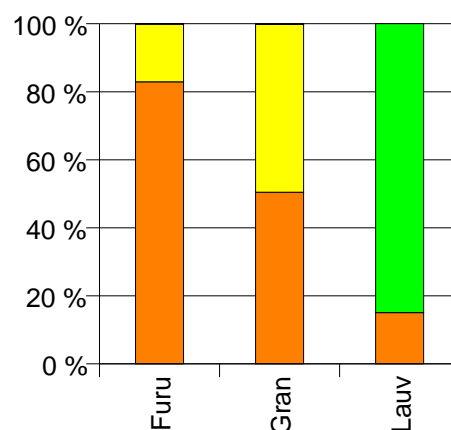
Volum 2002 (kbm)

	Sagtømmer	Massevirke	Annet	Vrak	Sum:
Furu	1 747	358		2	2 107
Gran	1 101	1 076		5	2 182
Lauv	70		395		465
Sum:	2 918	1 434	395	7	4 754

Volum (kbm)



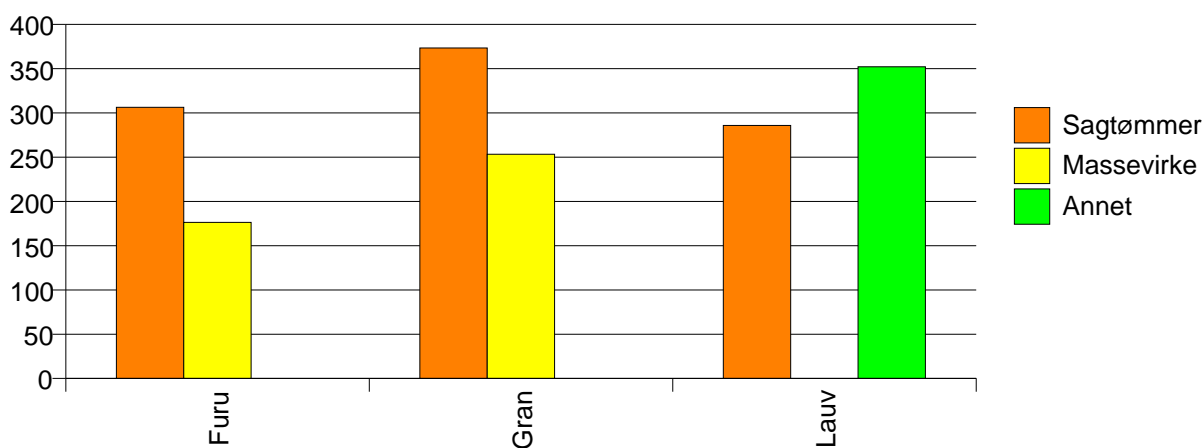
Volum (prosentfordelt)



Gjennomsnittspris 2002 (kr/kbm)

	Sagtømmer	Massevirke	Annet	Vrak	Snitt
Furu	306	176		0	284
Gran	373	253		0	313
Lauv	286		352		342
Snitt	331	234	352	0	303

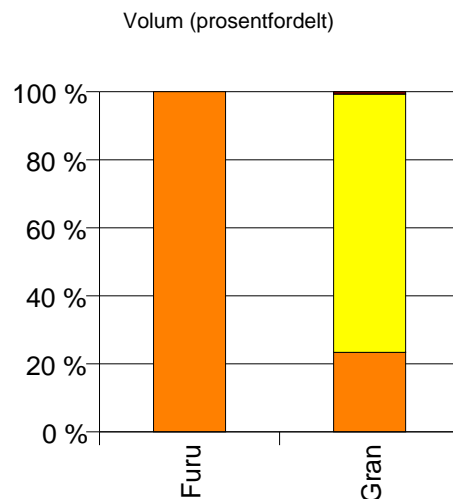
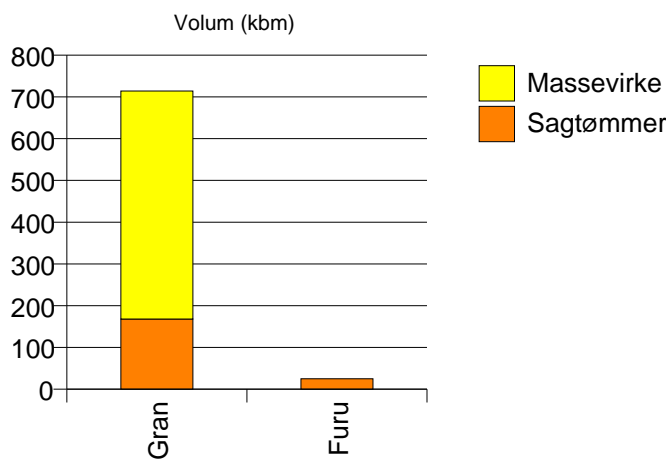
Gjennomsnittspris (kr/kbm)



1534 HARAM

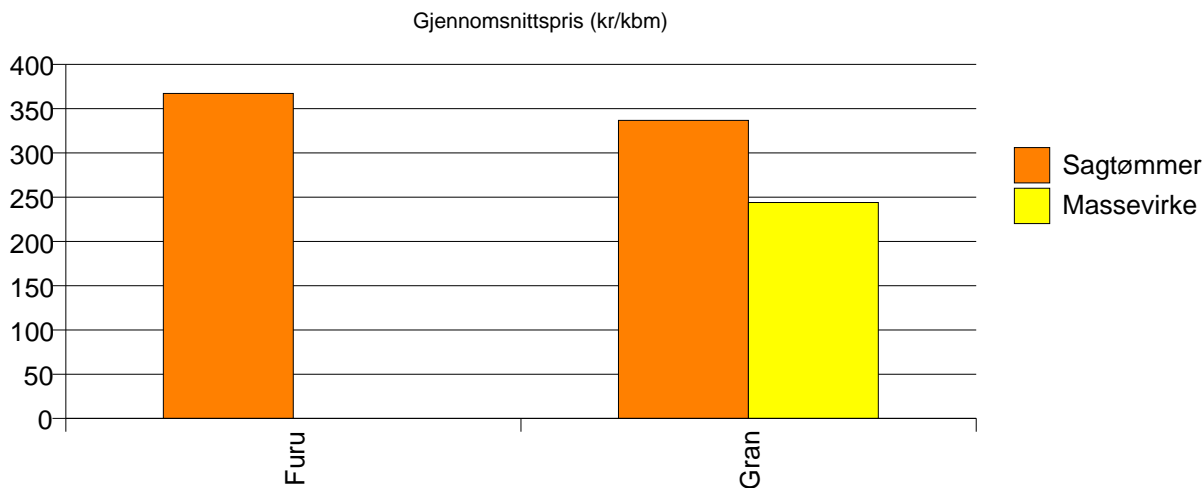
Volum 2002 (kbm)

	Sagtømmer	Massevirke	Vrak	Sum:
Furu	25			25
Gran	168	546	5	719
Sum:	193	546	5	744



Gjennomsnittspris 2002 (kr/kbm)

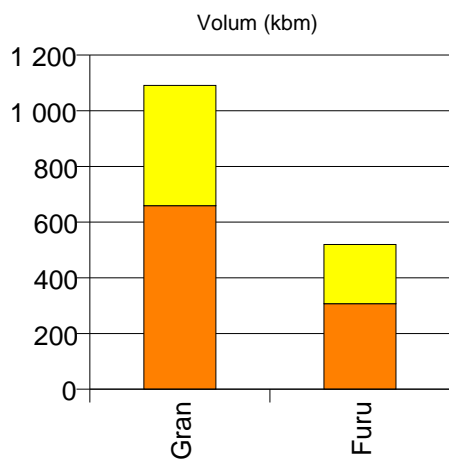
	Sagtømmer	Massevirke	Vrak	Snitt
Furu	367			367
Gran	337	244	0	264
Snitt	341	244	0	267



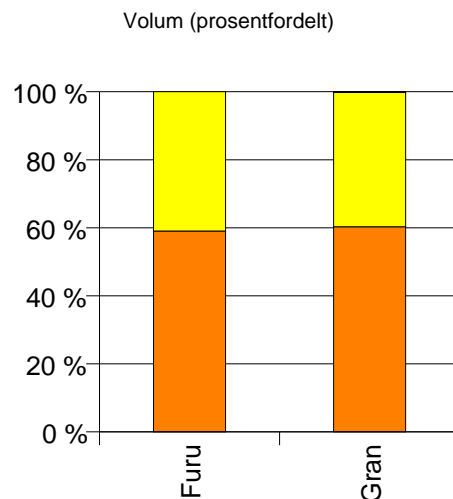
1535 VESTNES

Volum 2002 (kbm)

	Sagtømmer	Massevirke	Vrak	Sum:
Furu	307	213		520
Gran	659	432	2	1 093
Sum:	966	645	2	1 613

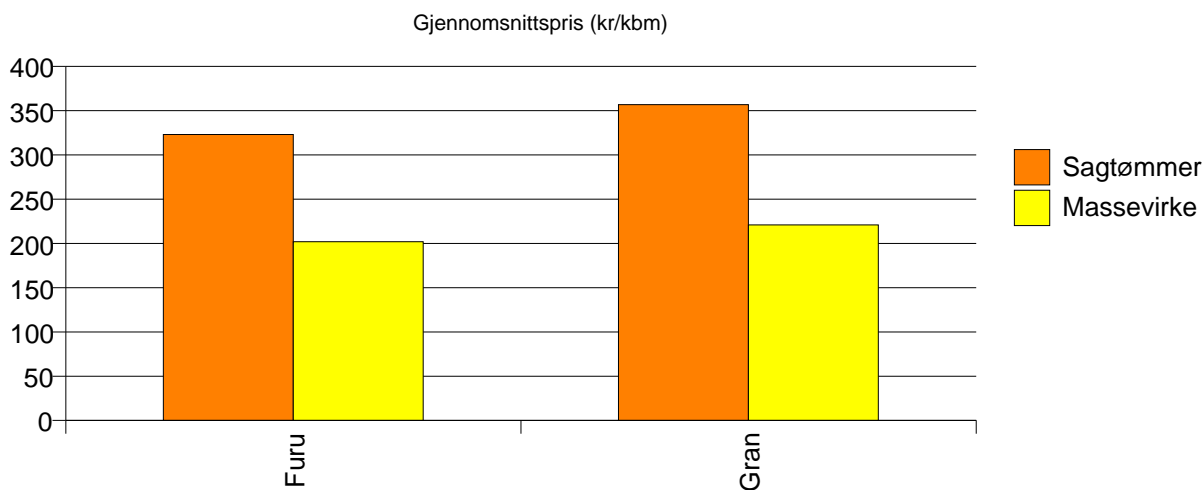


■ Massevirke
■ Sagtømmer



Gjennomsnittspris 2002 (kr/kbm)

	Sagtømmer	Massevirke	Vrak	Snitt
Furu	323	202		273
Gran	357	221	0	302
Snitt	346	215	0	293

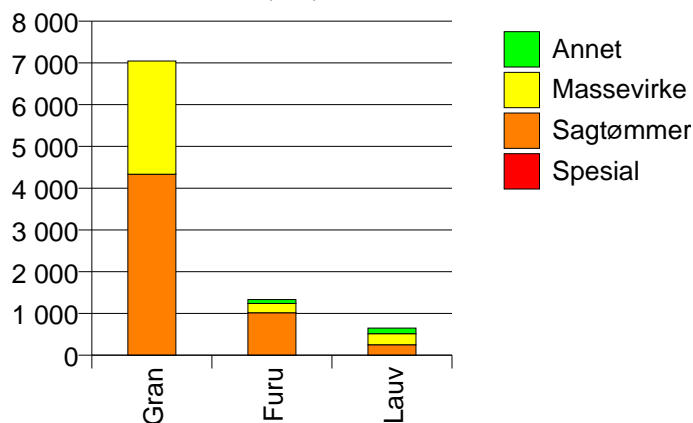


1539 RAUMA

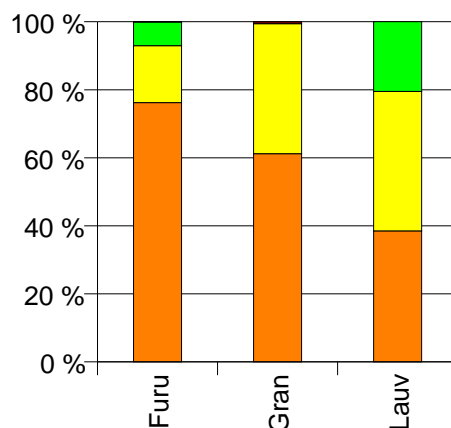
Volum 2002 (kbm)

	Spesial	Sagtømmer	Massevirke	Annet	Vrak	Sum:
Furu	0	1 016	223	93	1	1 333
Gran		4 335	2 708		39	7 082
Lauv		250	266	133		649
Sum:	0	5 601	3 197	226	40	9 064

Volum (kbm)



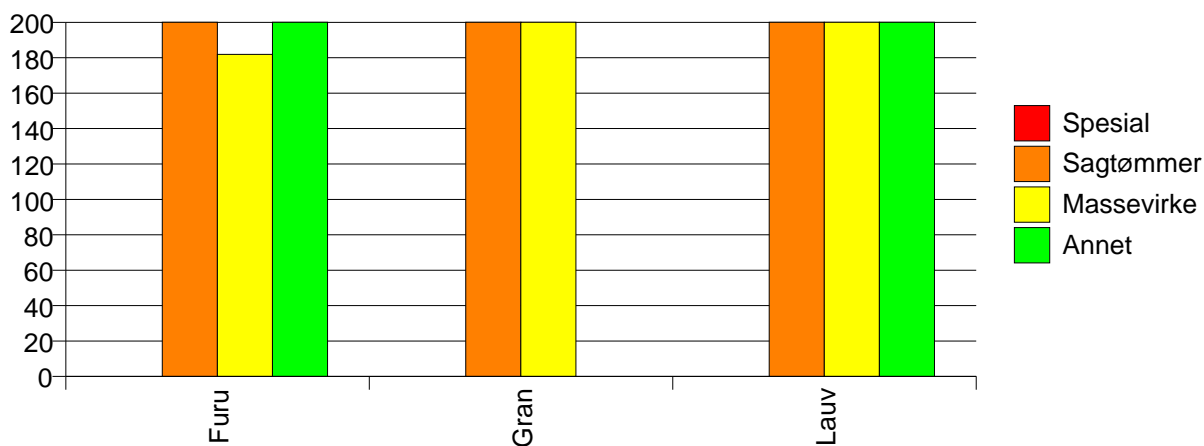
Volum (prosentfordelt)



Gjennomsnittspris 2002 (kr/kbm)

	Spesial	Sagtømmer	Massevirke	Annet	Vrak	Snitt
Furu	#DIV/0	344	182	492	0	328
Gran		379	252		0	328
Lauv		350	205	344		289
Snitt	#DIV/0	371	243	405	0	325

Gjennomsnittspris (kr/kbm)

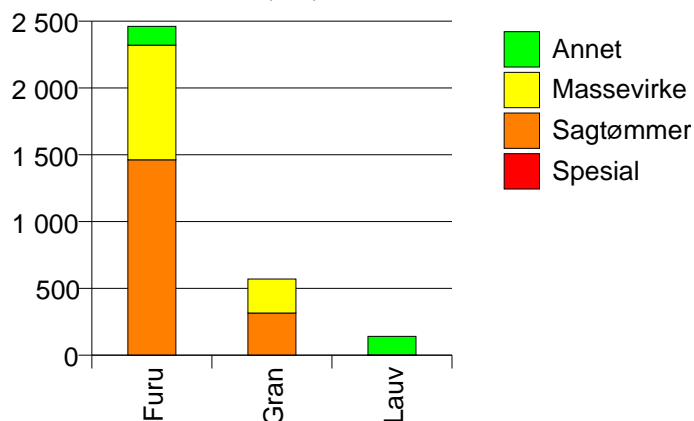


1543 NESSET

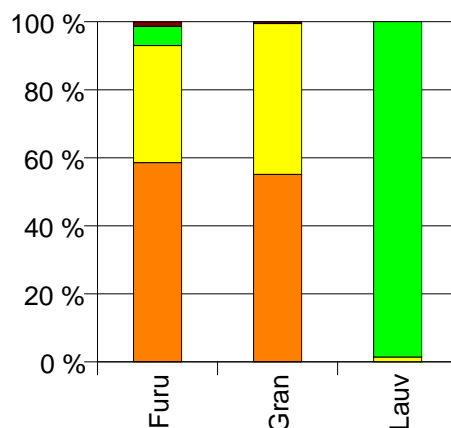
Volum 2002 (kbm)

	Spesial	Sagtømmer	Massevirke	Annet	Vrak	Sum:
Furu	0	1 462	858	141	34	2 495
Gran		316	254		3	573
Lauv			2	139		141
Sum:	0	1 778	1 114	280	37	3 209

Volum (kbm)



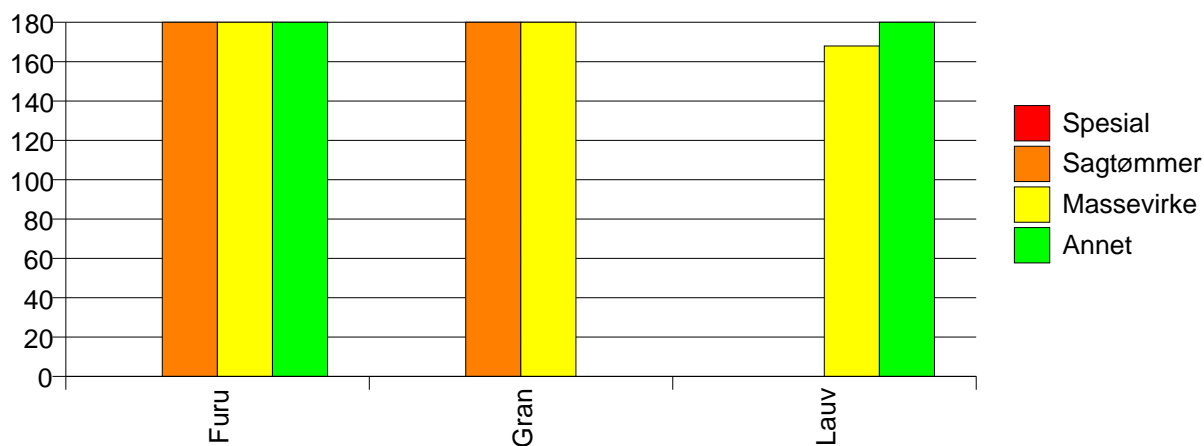
Volum (prosentfordelt)



Gjennomsnittspris 2002 (kr/kbm)

	Spesial	Sagtømmer	Massevirke	Annet	Vrak	Snitt
Furu	#DIV/0	298	198	517	0	272
Gran		361	230		0	301
Lauv			168	341		339
Snitt	#DIV/0	309	205	429	0	280

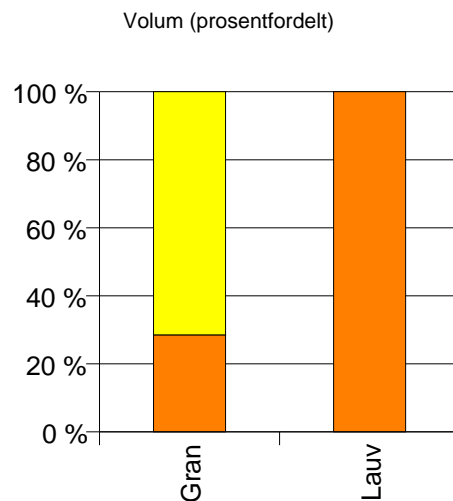
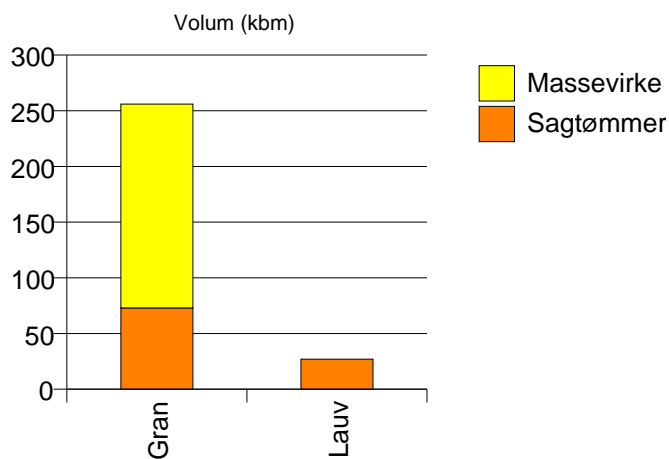
Gjennomsnittspris (kr/kbm)



1548 FRÆNA

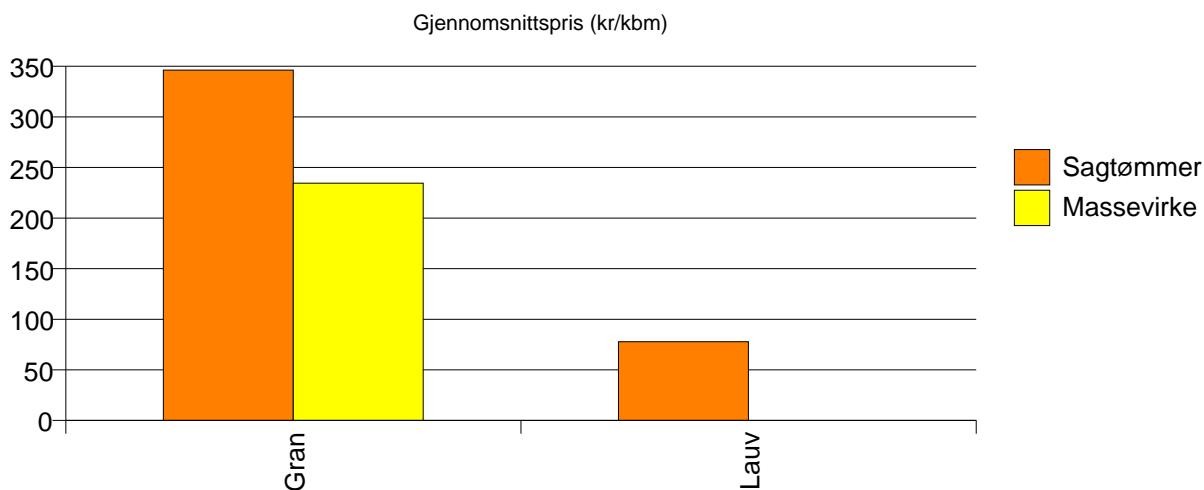
Volum 2002 (kbm)

	Sagtømmer	Massevirke	Sum:
Gran	73	183	256
Lauv	27		27
Sum:	100	183	283



Gjennomsnittspris 2002 (kr/kbm)

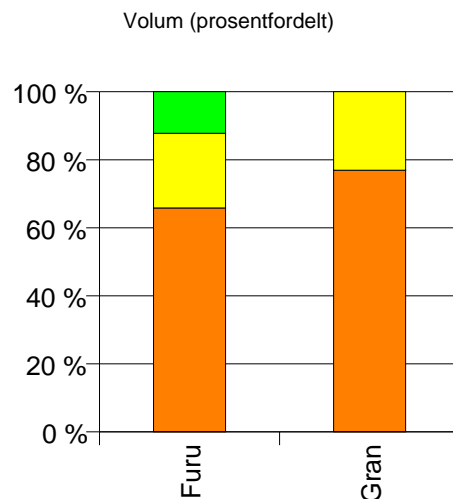
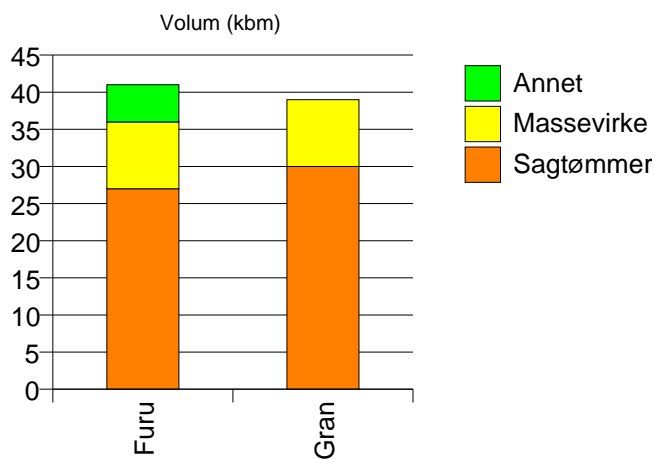
	Sagtømmer	Massevirke	Snitt
Gran	346	235	266
Lauv	78		78
Snitt	274	235	248



1551 EIDE

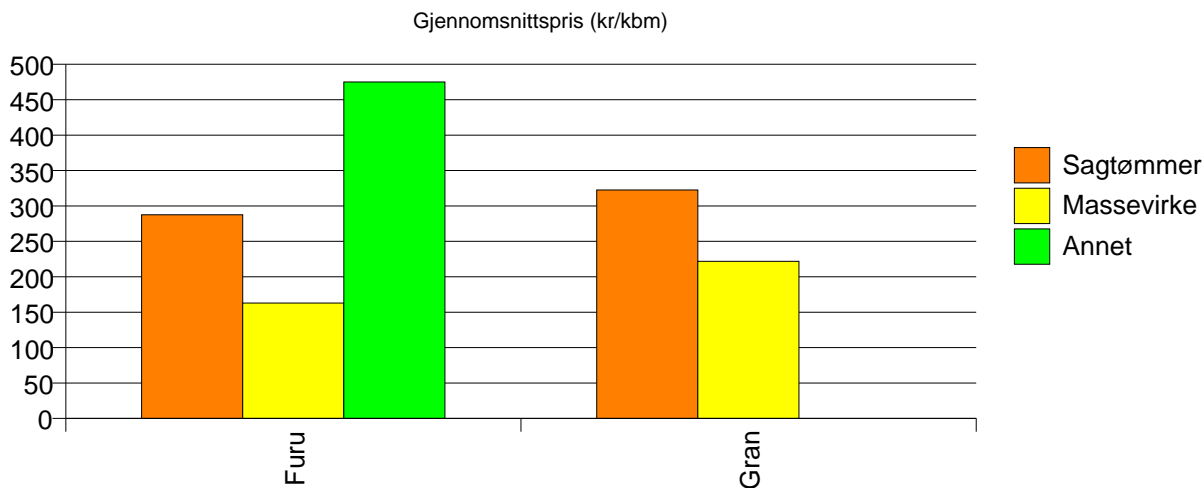
Volum 2002 (kbm)

	Sagtømmer	Massevirke	Annet	Sum:
Furu	27	9	5	41
Gran	30	9		39
Sum:	57	18	5	80



Gjennomsnittspris 2002 (kr/kbm)

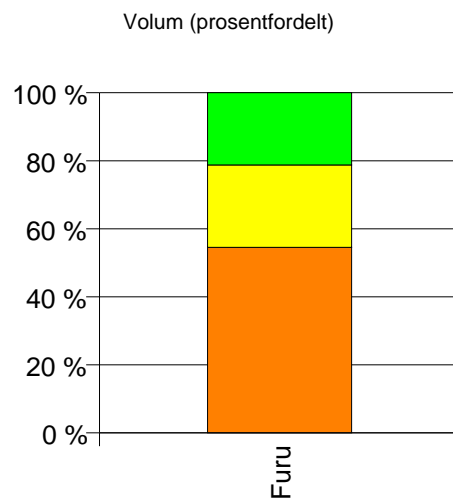
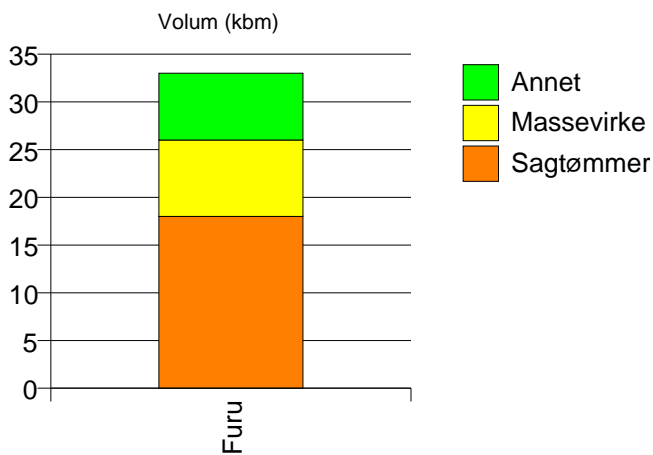
	Sagtømmer	Massevirke	Annet	Snitt
Furu	288	163	475	283
Gran	323	222		299
Snitt	306	192	475	291



1556 FREI

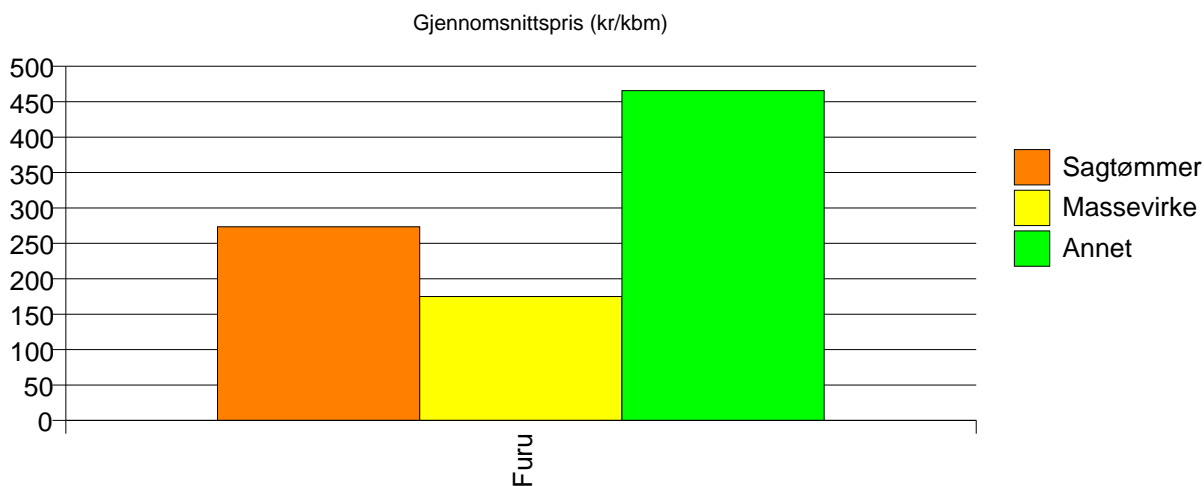
Volum 2002 (kbm)

	Sagtømmer	Massevirke	Annet	Sum:
Furu	18	8	7	33
Sum:	18	8	7	33



Gjennomsnittspris 2002 (kr/kbm)

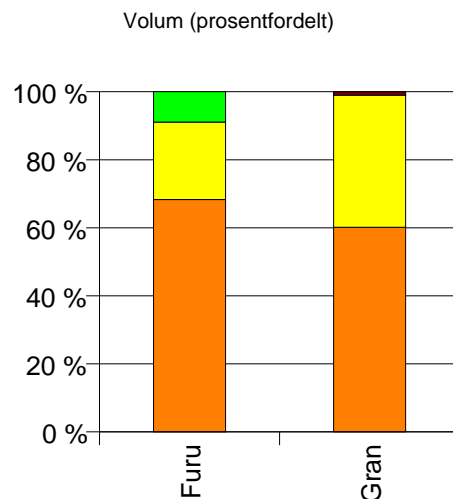

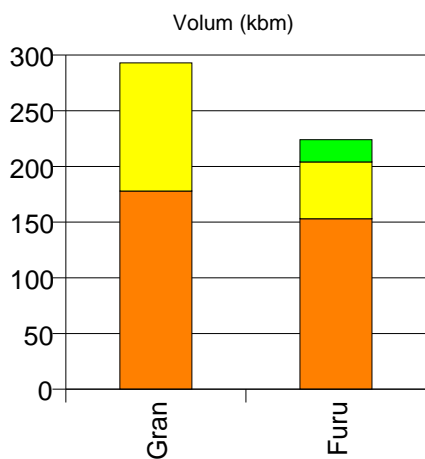
Furu	273	175	466	290
Snitt	273	175	466	290



1557 GJEMNES

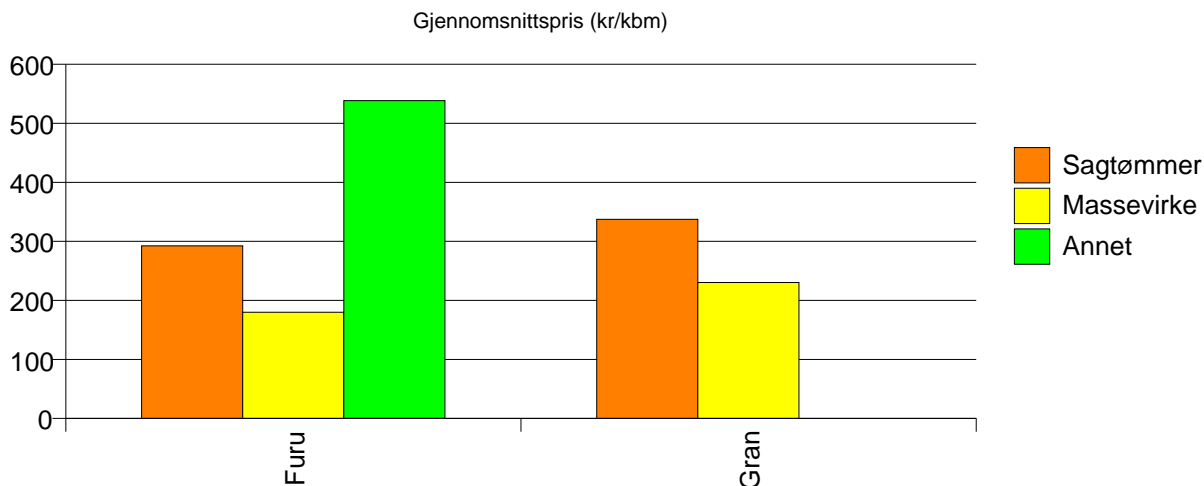
Volum 2002 (kbm)

	Sagtømmer	Massevirke	Annet	Vrak	Sum:
Furu	153	51	20		224
Gran	178	115		3	296
Sum:	331	166	20	3	520



Gjennomsnittspris 2002 (kr/kbm)

	Sagtømmer	Massevirke	Annet	Vrak	Snitt
Furu	292	180	539		289
Gran	337	230		0	292
Snitt	317	215	539	0	291

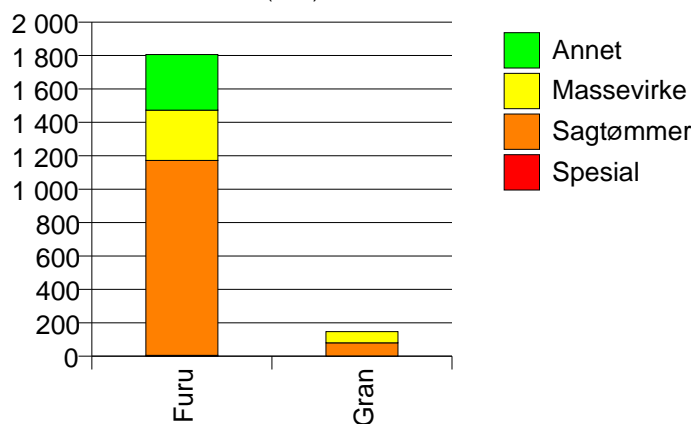


1560 TINGVOLL

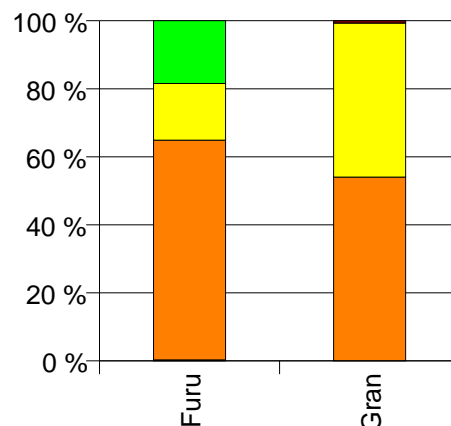
Volum 2002 (kbm)

	Spesial	Sagtømmer	Massevirke	Annet	Vrak	Sum:
Furu	5	1 167	301	333		1 806
Gran		80	67		1	148
Sum:	5	1 247	368	333	1	1 954

Volum (kbm)



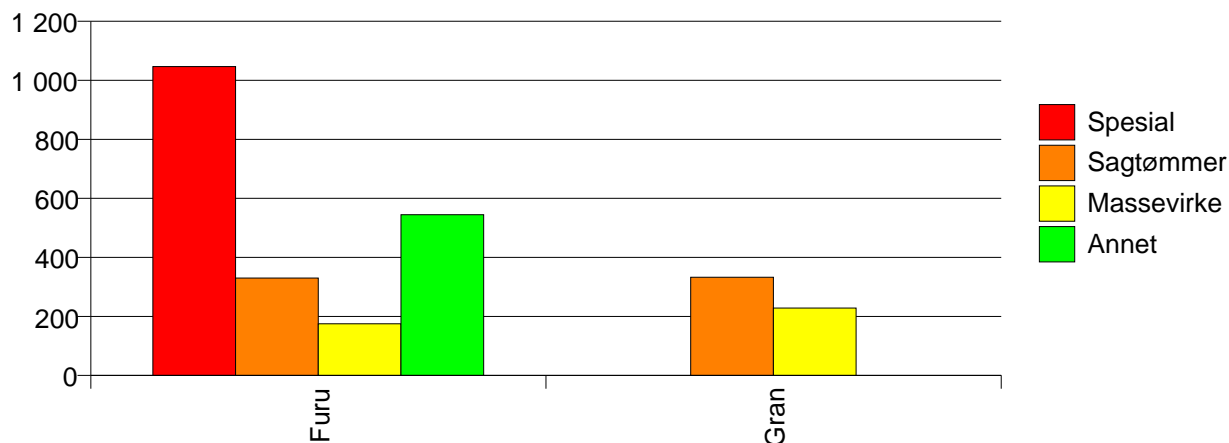
Volum (prosentfordelt)



Gjennomsnittspris 2002 (kr/kbm)

	Spesial	Sagtømmer	Massevirke	Annet	Vrak	Snitt
Furu	1 046	330	175	545		346
Gran		333	229		0	283
Snitt	1 046	330	185	545	0	341

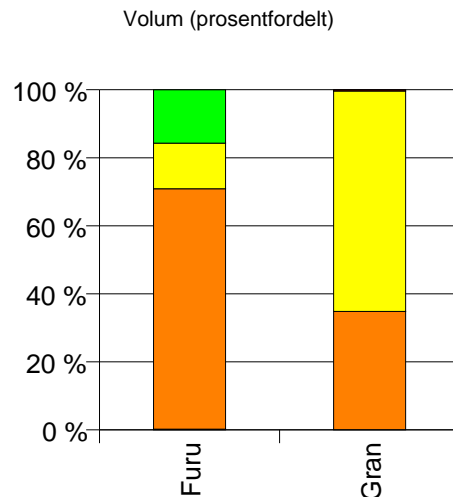

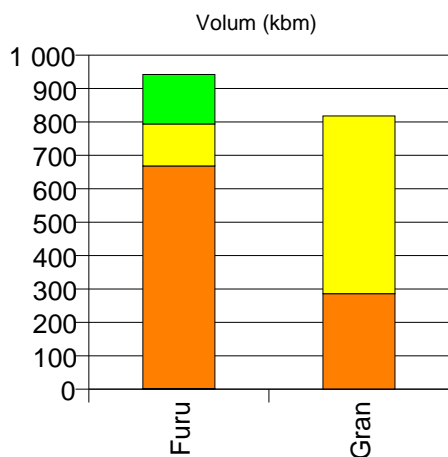
Gjennomsnittspris (kr/kbm)



1563 SUNNDAL

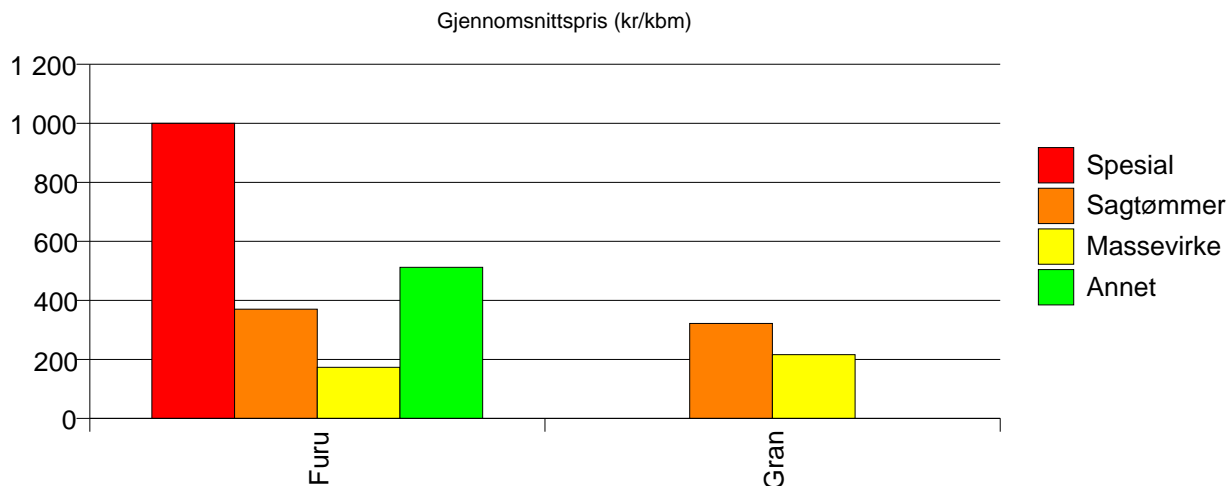
Volum 2002 (kbm)

	Spesial	Sagtømmer	Massevirke	Annet	Vrak	Sum:
Furu	2	666	126	148		942
Gran		286	532		3	821
Sum:	2	952	658	148	3	1 763



Gjennomsnittspris 2002 (kr/kbm)

	Spesial	Sagtømmer	Massevirke	Annet	Vrak	Snitt
Furu	1 000	370	173	512		367
Gran		322	216		0	252
Snitt	1 000	356	208	512	0	314

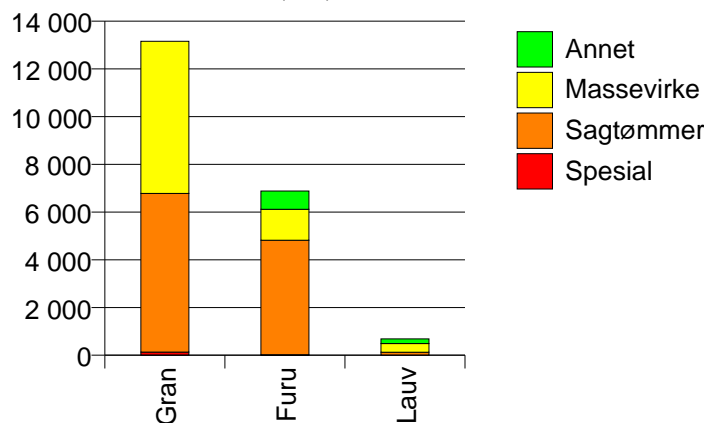


1566 SURNADAL

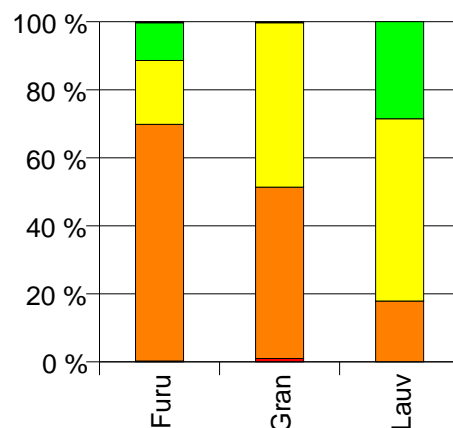
Volum 2002 (kbm)

	Spesial	Sagtømmer	Massevirke	Annet	Vrak	Sum:
Furu	17	4 803	1 295	767	20	6 902
Gran	130	6 648	6 376		40	13 194
Lauv		123	368	196		687
Sum:	147	11 574	8 039	963	60	20 783

Volum (kbm)



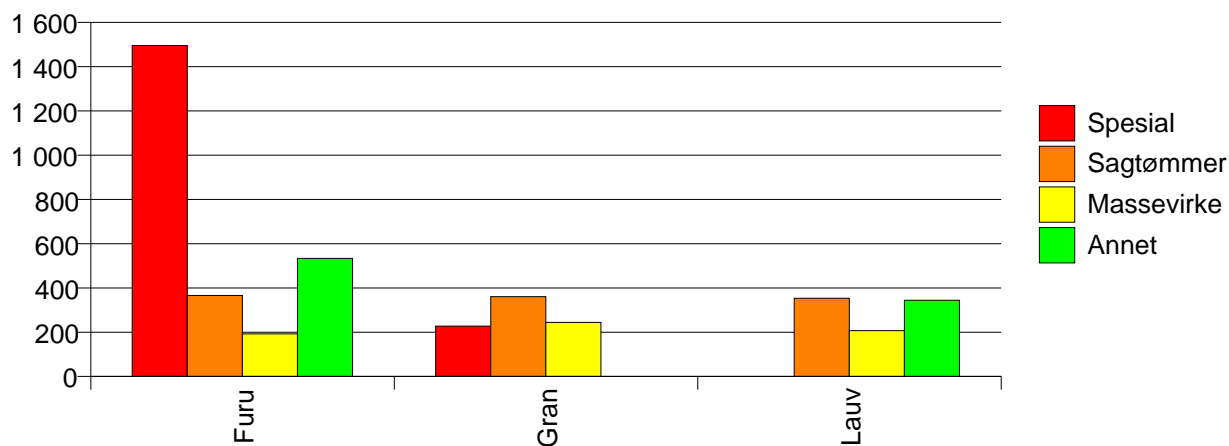
Volum (prosentfordelt)



Gjennomsnittspris 2002 (kr/kbm)

	Spesial	Sagtømmer	Massevirke	Annet	Vrak	Snitt
Furu	1 495	366	192	533	0	354
Gran	227	361	244		0	302
Lauv		353	207	344		273
Snitt	374	363	234	495	0	318

Gjennomsnittspris (kr/kbm)

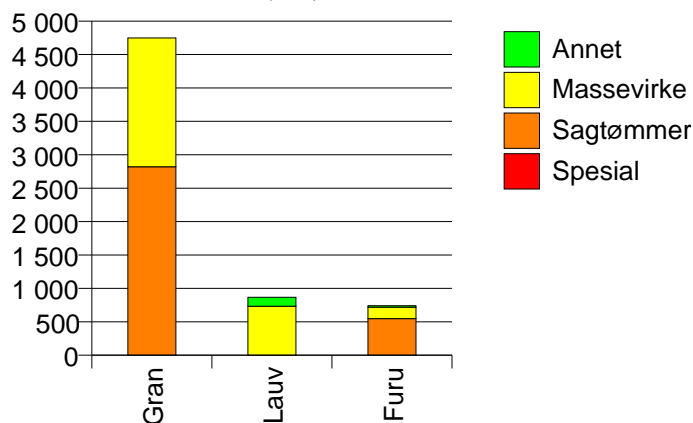


1567 RINDAL

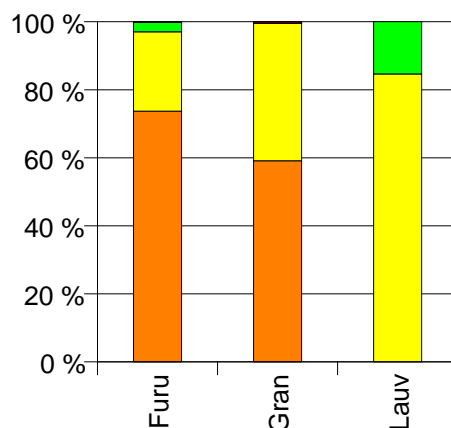
Volum 2002 (kbm)

	Spesial	Sagtømmer	Massevirke	Annet	Vrak	Sum:
Furu	0	547	173	21	1	742
Gran		2 820	1 927		21	4 768
Lauv			734	133		867
Sum:	0	3 367	2 834	154	22	6 377

Volum (kbm)



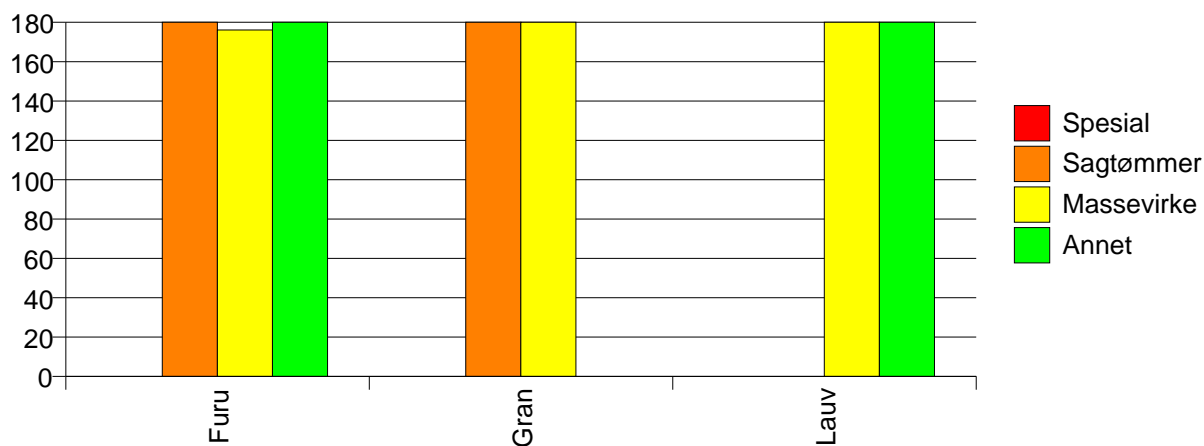
Volum (prosentfordelt)



Gjennomsnittspris 2002 (kr/kbm)

	Spesial	Sagtømmer	Massevirke	Annet	Vrak	Snitt
Furu	#DIV/0	375	176	468	0	331
Gran		361	248		0	314
Lauv			205	353		228
Snitt	#DIV/0	363	233	369	0	304

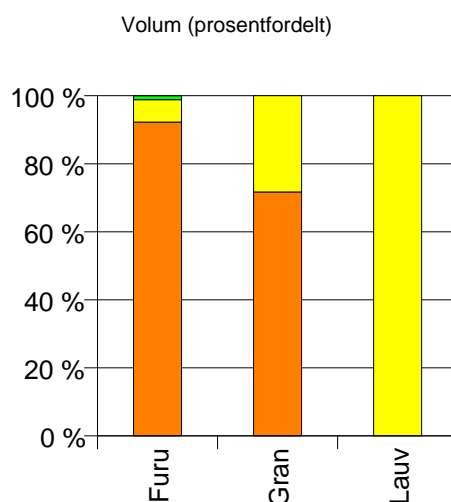
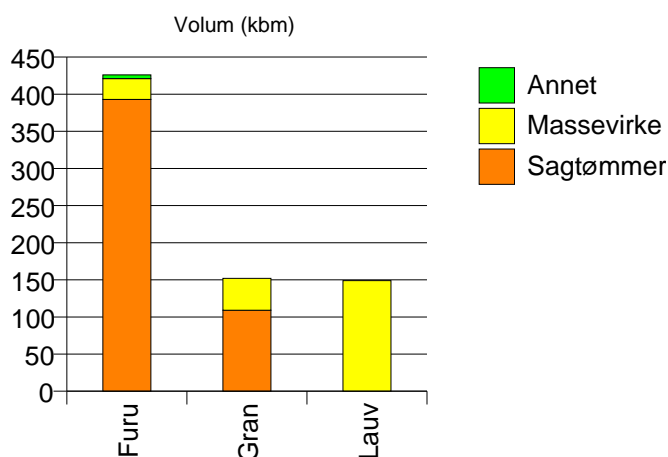
Gjennomsnittspris (kr/kbm)



1569 AURE

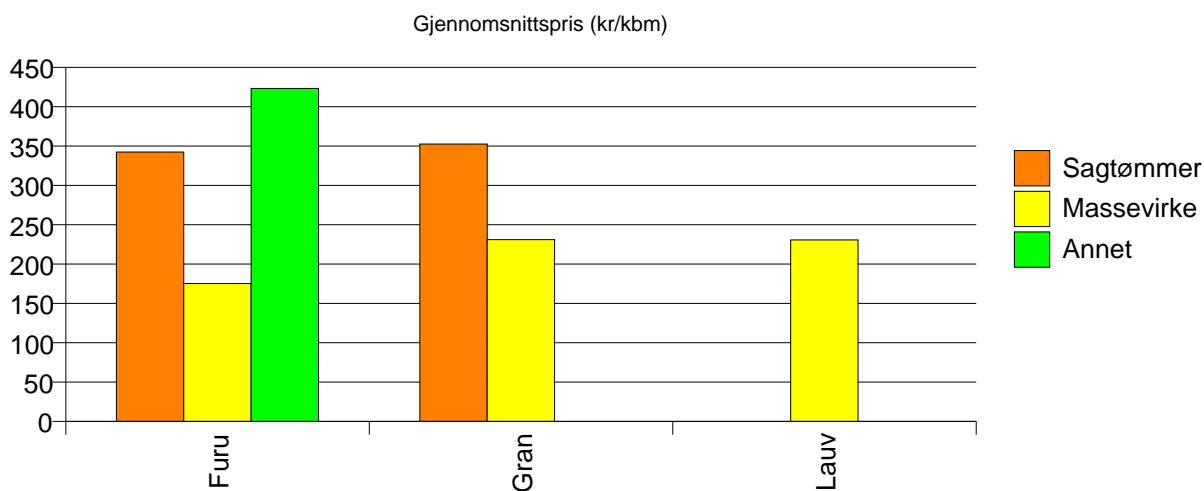
Volum 2002 (kbm)

	Sagtømmer	Massevirke	Annet	Sum:
Furu	393	28	5	426
Gran	109	43		152
Lauv		149		149
Sum:	502	220	5	727



Gjennomsnittspris 2002 (kr/kbm)

	Sagtømmer	Massevirke	Annet	Snitt
Furu	342	175	423	332
Gran	353	231		318
Lauv		231		231
Snitt	345	224	423	309

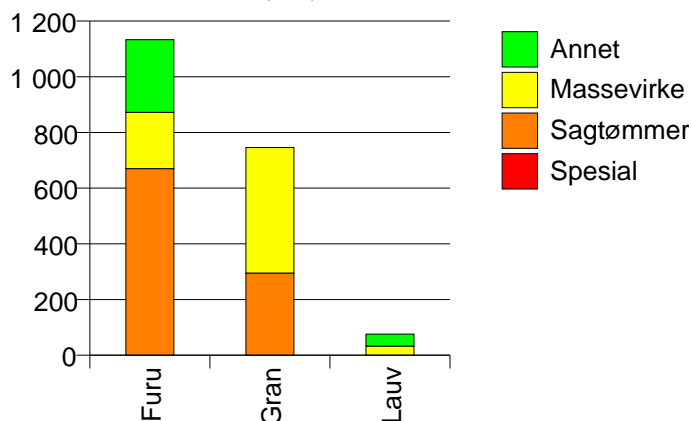


1571 HALSA

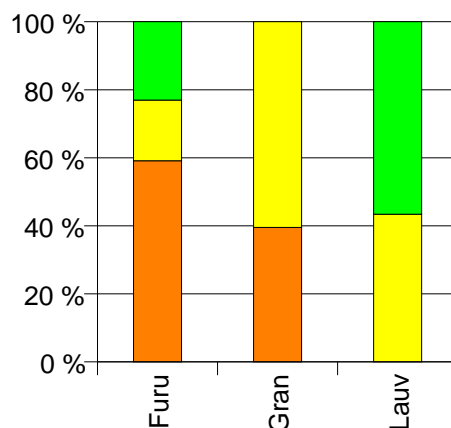
Volum 2002 (kbm)

	Spesial	Sagtømmer	Massevirke	Annet	Vrak	Sum:
Furu	0	670	202	261	0	1 133
Gran		295	451			746
Lauv			33	43		76
Sum:	0	965	686	304	0	1 955

Volum (kbm)



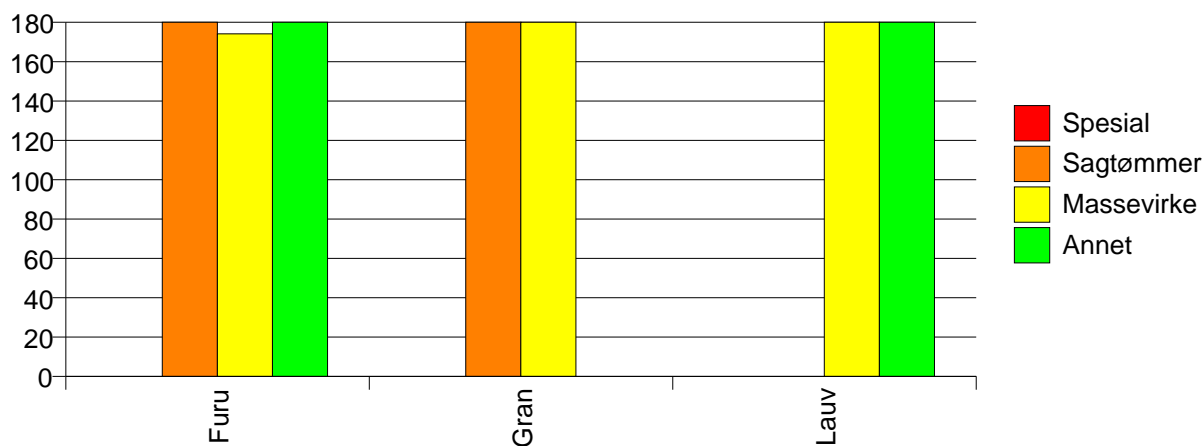
Volum (prosentfordelt)



Gjennomsnittspris 2002 (kr/kbm)

	Spesial	Sagtømmer	Massevirke	Annet	Vrak	Snitt
Furu	#DIV/0	319	174	571	#DIV/0	351
Gran		357	233			282
Lauv			207	352		289
Snitt	#DIV/0	330	215	540	#DIV/0	322

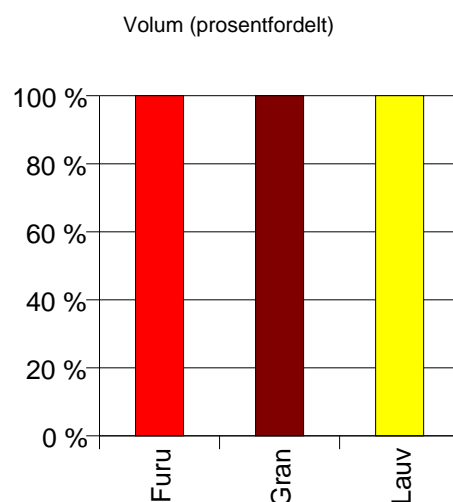
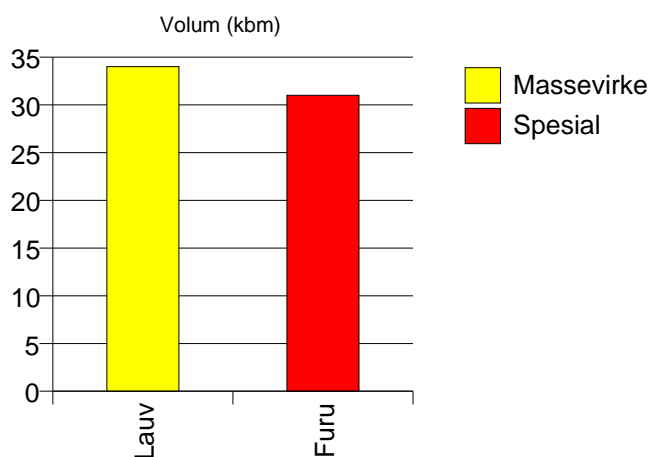
Gjennomsnittspris (kr/kbm)



1572 TUSTNA

Volum 2002 (kbm)

	Spesial	Massevirke	Vrak	Sum:
Furu	31			31
Gran			1	1
Lauv		34		34
Sum:	31	34	1	66



Gjennomsnittspris 2002 (kr/kbm)

	Spesial	Massevirke	Vrak	Snitt
Furu	400			400
Gran			0	0
Lauv		268		268
Snitt	400	268	0	326

